




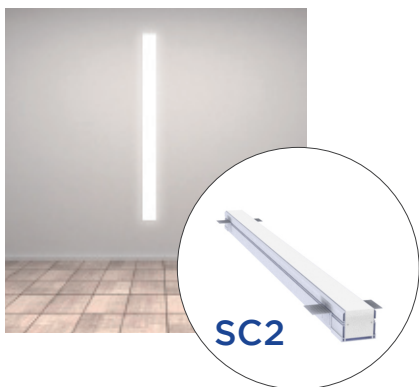


SIMPLY CLEAN™ MUD-IN EXTRUSIONS

GEN LED **ACOLYTE**®
Architectural Lighting Solutions



- Recessed fixtures designed to fit flush with drywall surfaces when installed
- Create a smooth line of sight in walls, ceilings and even corners
- Once in place, each channel is spackled (mudded-in) and painted over for a seamless look without any visible flanges
- Can be installed into new or existing drywall/gypsum to create a flush edge
- Three flat designs and two corners available

SIMPLY CLEAN™ MUD-IN EXTRUSIONS



EASY MUD-IN INSTALLATION

