

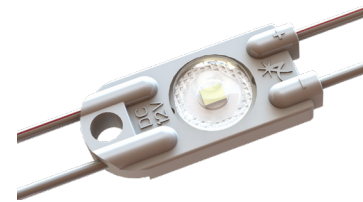


LYTERAYZ[®] LRZ1

The LRZ1 is part of our LyteRayz value line series. The LRZ1 features a single LED in each module and generates an output of 122 lumens per foot. Great for channel letters, box signs and cove lighting, LRZ1 modules are available in two white color temperatures, have an IP66 rating and a five-year warranty.

Applications:

- Channel letters
- Box signs
- Cove lighting
- Applications starting at 2" (50 mm) depth



12V DC



5 YEAR LIMITED WARRANTY



50,000 HRS
L70 LIFETIME

ORDERING GUIDE

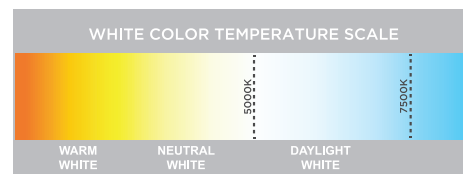
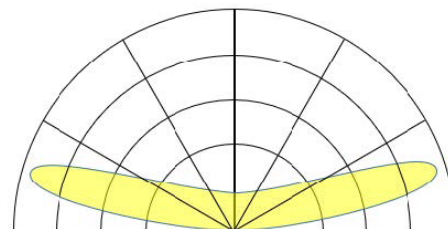
Part Number	White Color Temp.	LEDs per Module	Module Spacing (mm)	Number of Modules		Nominal Light Output (lm)*		
				Per Foot	Per Meter	Per Module	Per Foot	Per Meter
LS-LRZ1-75K-B125-A	7500K	1	125	2.4	8	50	122	400
LS-LRZ1-50K-B125-A	5000K	1	125	2.4	8	50	122	400

PRODUCT RATINGS

Luminous Efficacy	147 lm/W @ 7500K
Wattage per Module	0.34 W/module
Input Voltage	12 V DC
Input Current	28 mA
Power Supply Loading	175 modules per 60W
Ingress Protection	IP66
Operating Temperature	-13° - + 131° F (-25° - +55° C)
L70 Lifetime @ 60° C	50,000 Hours
Warranty	5 Year Limited Warranty

LUMINOUS INTENSITY DISTRIBUTION

175° Beam Pattern



MODULE DIMENSIONS

Part Number	Length (in/mm)	Width (in/mm)	Height (in/mm)
LS-LRZ1-xxK-B125-A	1.44/36	0.66/17	0.33/8

REV: 15JUN2020
Data sheet subject to change without notice.



POWER SUPPLY LOADING

Module Type	per 60W			
	Max. # of Modules Per String	Total # of Modules	Total # of Feet	Total # of Meters
LS-LRZ1-xxK-B125-A	75	175	71.8	21.9

LAYOUT GUIDE*

Channel Depth (in.)	Single Row		Multiple Rows		Channel Depth (mm)	Single Row		Multiple Rows	
	Max. Stroke	Module Spacing	Row Spacing	Module Spacing		Max. Stroke	Module Spacing	Row Spacing	Module Spacing
2	6	5	2	2	50	150	125	50	50
3	8	5	4	4	75	200	125	100	100
4	12	5	7	5	100	300	125	175	125

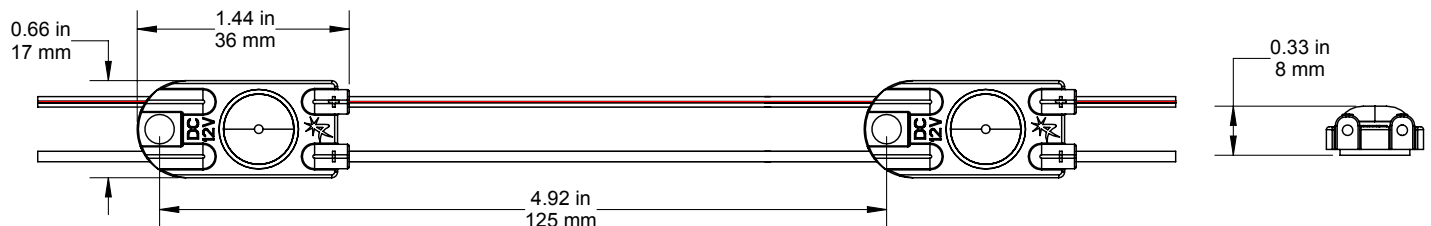
*Module spacing is defined by 7328 white sign face material

SHIPPING INFORMATION

Module Type	Specs	Packaging Quantity		
		Per Bag	Per Box	Per Carton
LS-LRZ1-xxK-B125-A	Modules	200	1200	2400
	Feet	82	984	1968
	Meters	25	300	600

Carton Dimensions			Carton Weight	Box Dimensions			Box Weight
L	W	H		L	W	H	
20.5	14.6	10.2	18.5 kg (40.8 lbs)	13.78	9.84	9.06	8.8 kg (19.3 lbs)
520	370	260		350	250	230	in. mm

DIMENSION DRAWING



1. UL ONLY - These products are only suitable for connection to a UL rated Class 2 power source rated 12 Volt or less.
2. UL ONLY - These products are intended for use only when connected to a power source that complies with UL rated Class 2 voltage and energy limited circuit.
3. UL ONLY -When these units are connected to a UL rated Class 2 circuit, they are not to draw a total wattage of greater than the secondary or output rating of the UL rated Class 2 power supply.
4. These products may be secured in place in the end product by any means available.
5. These products are suitable for use in dry and damp locations. Not suitable for wet or submersed applications.