




#### Features and Benefits:

- Constant DC Voltage Output
- Active Power Factor Correction (0.99 Typical)
- Wide AC input voltage range 100-277V 50/60Hz
- Over-current, over-voltage, over-temperature and short-circuit protections
- IP67 rated, for use in dry and damp locations
- Meets UL8750 & EN61347 Safety Standards
- Compliant with FCC Part 15 Class B, ANSI C63.4: 2009 for EMI/RFI (conducted and radiated) at full load
- 5 Year Limited Warranty



12V DC



5 YEAR WARRANTY

**UL** **US** **IP67** **CE** **SELV** **RoHS**

#### PRODUCT INFORMATION

Part Number	PS12-150W-100-277V
Rated Input Voltage	100 -277V AC
Rated Input Frequency	50/60 Hz
AC Input Current	Nom. 1.41 A @ 120V AC Nom. 0.85 A @ 277V AC
Rated DC Output Voltage <sup>1</sup>	12 V DC
Max. DC Output Power	150W DC
Max. DC Output Current	12.5A DC
Power Efficiency	92% @ 220V AC, 100% load
Typical Power Factor	0.99 @ 100V AC 0.96 @ 220V AC
Max. Inrush Current (A) <sup>2</sup>	65A
IP Rating	IP67
Operating Ambient Temp.	-31° — +140° F (-35° — +60° C)
Lifetime	50,000 hours @ 45°C ambient, 80% load
Dimensions (L x W x H)	8.90" x 2.66" x 1.57" 226 mm x 67.5 mm x 40 mm
Net Weight	2.20 lb   1.00 kg

<sup>1</sup> Tolerance ± 0.6V

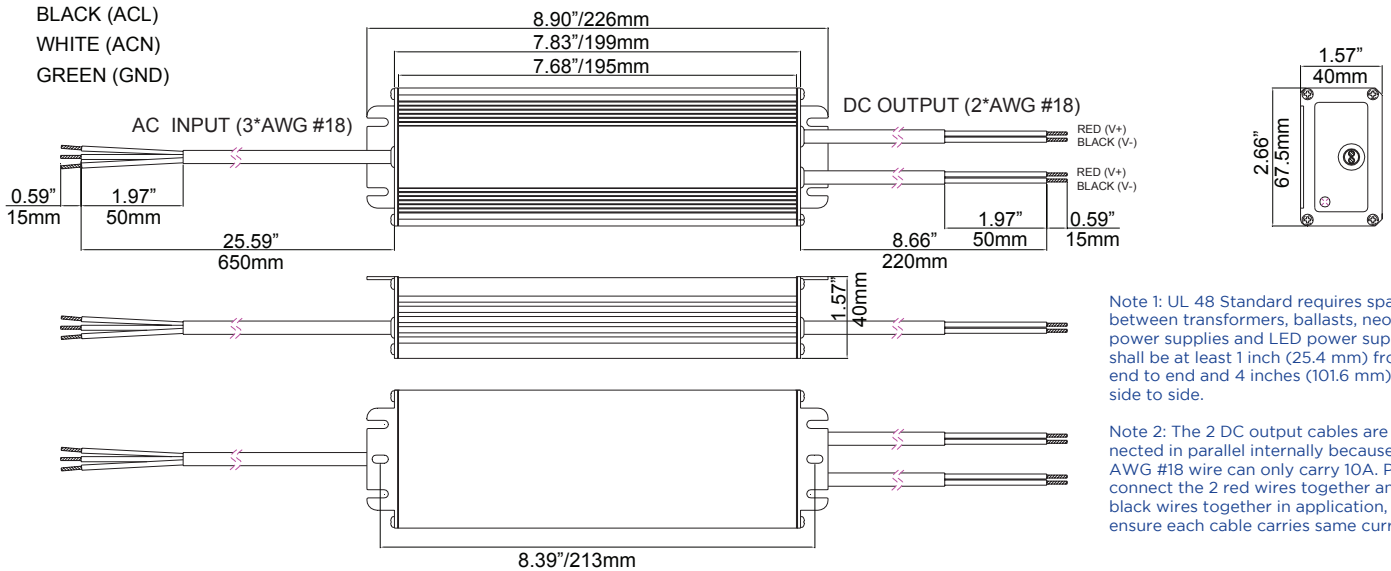
<sup>2</sup> Measured at 230V AC input and 25°C cold start

#### STANDARD COMPLIANCE

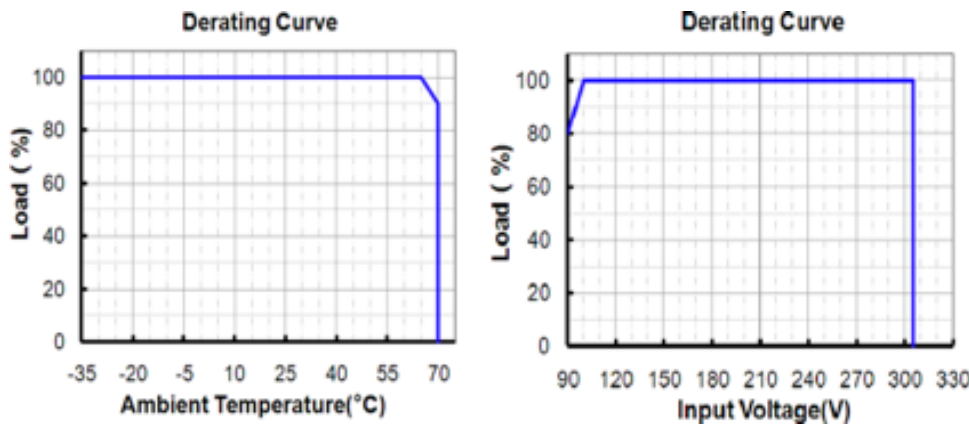
Safety	Safety Standards
UL / cUL CE	CSA-C22.2 No.207, CAN/CSA-C22.2 No.0, CSA-C22.2 107.1
Country/Region	UL 8750, UL 1310, UL 879
USA & Canada EU	CSA-C22.2 No.250.0, CSA-C22.2 No.250.13, CAN/CSA-C22.2 No. 60950-1
EMI Standards	
EN 55015	Conducted emission Test & Radiated emission Test with 6 dB margin
EN 61000-3-2	Harmonic current emissions: Class C
EN 61000-3-3	Voltage fluctuations & flicker
EN 61000-4-2	Electrostatic Discharge (ESD): 8 kV air discharge, 4 kV contact discharge
EN 61000-4-3	Radio-Frequency Electromagnetic Field Susceptibility Test-RS
EN 61000-4-4	Electrical Fast Transient / Burst (Level 3 2KV/5K Hz)
EN 61000-4-5	Surge Immunity Test: AC Power Line (L to N 2 kV, L to GND4 kV)
EN 61000-4-6	Conducted Radio Frequency Disturbances Test-CS
EN 61000-4-8	Power Frequency Magnetic Field Test
EN 61000-4-11	Immunity against mains dips/ mains interruptions
EN 61547	Electromagnetic Immunity Requirements Applies to Lighting Equipment



**DIMENSIONS**



**DERATING CURVE**



**WIRING GAUGE CHART**

Wire Size		Maximum Distance*	
Gauge (AWG)	Metric (mm <sup>2</sup> )	Feet	Meters
26	0.13	3	0.9
24	0.21	4	1.2
22	0.33	7	2.1
20	0.52	11	3.4
18	0.82	18	5.5
16	1.31	29	8.8
14	2.08	45	13.7
12	3.31	71	21.6
10	5.26	120	36.6

\*Distance from power supply to 100% load

**SHIPPING INFORMATION**

Module Type	Specs	Packaging Quantity		Case Weight	SKU Dimensions			Case Dimensions			
		Per SKU	Per Case		W	D	H	W	D	H	
PS12-150W-100-277V	# of Units	1	20	50.7 lb 23 kg	8.9	2.66	1.56	19.7	12.6	9.7	inch
					226	67.5	39.5	500	320	245	mm



1. The maximum case temperature Tc shall not exceed 194°F (90°C) when used in end product.
2. These products are intended to be connected to a max. 20 A branch circuit.
3. These products are intended for use in dry and damp locations.