



Our SignRayz® Pro Premium 4 High Output LED modules feature VersaLens® advanced optics and batwing beam patterns that enable large areas of light coverage. Spaced at 12 inches (300 mm), our 24V Pro Premium 4 High Output modules are rated IP68 and available in 5 brilliant color temperatures from 3000K to 7100K for high-brightness signage.

**Applications:**

- High-brightness channel letters
- High-brightness box signs
- Cabinet signs
- Accent lighting



24V DC



9 YEAR WARRANTY



ONEWhite®  
COLOR CONSISTENCY



CAPZUL®  
WATERPROOF



CONSTANT CURRENT



UV RESISTANT



70,000 HRS  
L70 LIFETIME

**ORDERING GUIDE**

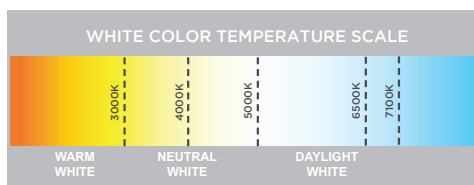
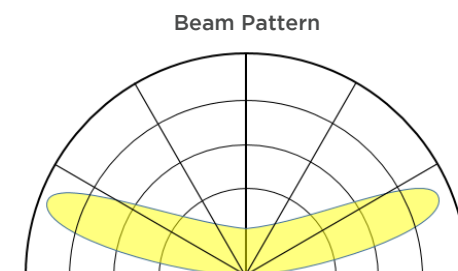
Part Number	White Color Temp.	Module Spacing (mm)	Number of Modules		Nominal Light Output (lm)*		
			Per Foot	Per Meter	Per Module	Per Foot	Per Meter
LS-PRO4-24-HO-71K-300-A	7100K	300	1.02	3.33	200	244	800
LS-PRO4-24-HO-65K-300-A	6500K	300	1.02	3.33	200	244	800
LS-PRO4-24-HO-50K-300-A	5000K	300	1.02	3.33	200	244	800
LS-PRO4-24-HO-40K-300-A	4000K	300	1.02	3.33	190	232	760
LS-PRO4-24-HO-30K-300-A	3000K	300	1.02	3.33	190	232	760

\* ± 10%

**PRODUCT RATINGS**

Luminous Efficacy	146.8 lm/W @ 6500K
Wattage per Module	1.34 W Nominal
Input Voltage	24 V DC
Input Current	0.056 A/ module
Ingress Protection	IP68
Operating Temperature	-40° - +140° F (-40° - +60° C)
L70 Lifetime @ 60° C	70,000 Hours
Warranty	9 Year Limited Warranty

**LUMINOUS INTENSITY DISTRIBUTION**



**MODULE DIMENSIONS**

Part Number	Length (in/mm)	Width (in/mm)	Height (in/mm)
LS-PRO4-24-HO-XXX-300-A	3.32/84.3	0.72/18.28	0.44/11.25

REV: 04DEC2020  
Data sheet subject to change without notice.



**POWER SUPPLY LOADING**

Module Type		LS-PRO4-24-HO-XXX-300-A			
Power Supply (wired in Parallel Strings)	Max. # of Modules Per String	Total # of Modules	Total # of Feet	Total # of Meters	
UL Class 2	60W	39	41	40.4	12.3
	100W	67	68	66.9	20.4

- Notes:**
1. Loading calculated at 25°C.
  2. For maximum loading to be reached, a center connection to the LEDs is recommended to minimize voltage drop.
  3. All values include an 8% buffer from maximum load.
  4. Single String Max Modules values can be used with the remote mounting to power supply table.

**REMOTE MOUNTING DISTANCE**

Power Supply	18AWG (ft/m)	16AWG (ft/m)	14AWG (ft/m)	12AWG (ft/m)
60W	20/6.1	25/7.6	35/10.6	40/12.1
100W	20/6.1	25/7.6	35/10.6	40/12.1

- Notes:**
1. Power supply always has 8% buffer
  2. These values are good for use with Power Supply Loading Table Single String Max Module values

**LAYOUT GUIDE\***

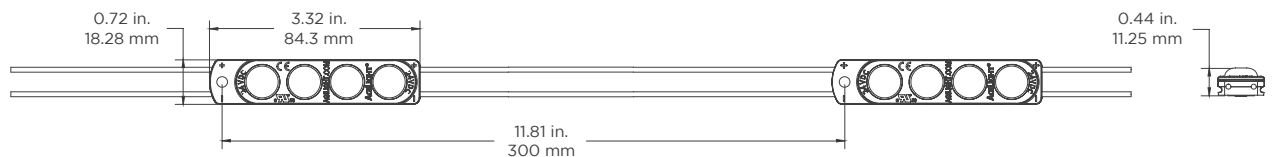
Channel Depth (in.)	Single Row		Multiple Rows		Channel Depth (mm)	Single Row		Multiple Rows	
	Max. Stroke	Module Spacing	Row Spacing	Module Spacing		Max. Stroke	Module Spacing	Row Spacing	Module Spacing
4	9.8	7.9	7.9	7.9	100	250	200	200	200
5	11.8	9.8	9.8	9.8	125	300	250	250	250
6	14.8	11.8	11.8	11.8	150	375	300	300	300
7	17.7	11.8	14.2	11.8	180	450	300	360	300
8	19.7	11.8	15.8	11.8	200	500	300	400	300

\*Module spacing is defined to achieve minimum 600 lux at sign face (7328 white)  
\*\*Modules are staggered

**SHIPPING INFORMATION**

Module Type	Specs	Packaging Quantity			Carton Weight	Box Dimensions			Carton Dimensions		
		Per Bag	Per Box	Per Carton		W	D	H	W	D	H
LS-PRO4-24-HO-XXX-300-A	Modules	100	400	800	inch	13.8	9.8	9.1	20.5	14.6	10.2
	Feet	98.4	393.7	787.4	mm	350	250	230	520	370	260
	Meters	30	120	240							

**DIMENSION DRAWING**



1. UL ONLY - These products are only suitable for connection to a UL rated Class 2 power source rated 12 Volt or less.
2. UL ONLY - These products are intended for use only when connected to a power source that complies with UL rated Class 2 voltage and energy limited circuit.
3. UL ONLY - When these units are connected to a UL rated Class 2 circuit, they are not to draw a total wattage of greater than the secondary or output rating of the UL rated Class 2 power supply.
4. These products may be secured in place in the end product by any means available.
5. These products are suitable for use in dry, damp, and wet locations. Not suitable for submersed applications.