

### 5.5 4-IN-1 RGB + WHITE & RGB + AMBER RIBBONLYTE

5.5 4-In-1 RGBW and RGBA RibbonLyte are DMX controlled. Use with Acolyte channel profiles to create an excellent fixture with no color refraction.

RGB + WHITE: Adds 3000K, 4000K, or 6000K to RGB to replicate tungsten and daylight.

RGB + AMBER: Adds 590 nanometer to RGB for warm accents.

- Use with Acolyte channel profiles to create a custom fixture
- Flexible
- 24 Volt input
- Closet rated (standalone or surface channels)



#### Applications:

- |               |               |             |
|---------------|---------------|-------------|
| Commercial    | Hospitality   | Residential |
| Entertainment | Museums       | Retail      |
| Healthcare    | Public Spaces |             |



**RoHS IP20 IP65 IP68**



5-Day QuickShip program applies to IP20 RGBW options only

#### ORDERING GUIDE

Category	CRI	Ribbon Type & IP Rating	Wattage + Color	
RB	0			
RB - Ribbonlyte	0 - Color Changing	<b>RGBWA20</b> - RGBW/A IP20 <b>RGBWA65</b> - RGBW/A IP65 <b>RGBWA68</b> - RGBW/A IP68	<b>5.5RGB30</b> - 5.5 RGB + 3000K <b>5.5RGB40</b> - 5.5 RGB + 4000K	<b>5.5RGB60</b> - 5.5RGB + 6000K <b>5.5RGBA</b> - 5.5 RGB + Amber

#### CONNECTION OPTIONS

##### 1. End Feed Bare Wire Connection (Default Option)



##### 2. IP67 Connector Input



##### 3. Soldered Daisy Chain



##### 4. Daisy Chain with IP67 Connectors



##### 5. Bare Wire on Both Ends



#### Standard cable length if not specified:

1. 12 in. cable with bare wire (custom length up to 20 feet)
2. Standard 12 in. cable with IP67 connectors (custom length up to 10 feet)
3. Daisy chain with 3 in. cable between runs (custom length up to 36 in.)
4. 3 in. cable between IP67 connector and RibbonLyte (custom length up to 18 in.)
5. Standard 12 in. cable with bare wire (custom length up to 10 feet)

Note: IP67 connectors are used for both IP20 and IP65/IP68 RibbonLyte







#### AVAILABLE COLORS





RGBA RGBW

SPECIFICATIONS / DIAGRAM / USAGE GUIDELINES

5.5 4-IN-1 RGB WHITE/ AMBER	
Operating Voltage	24 V
Power Consumption	5.5 W/ft (18.0 W/m)
Current (mA) - 24V	229 mA/ft (752 mA/m)
LED Pitch	18 LEDs/ft (60 LEDs/m)
Protection Rating	IP20, IP65, IP68
Dimming/Control	DMX / Lutron A-Series 1% dimming LED drivers
Operating Temperature	-40° F to 158° F (-40° C to 70° C)
Colors/Color Temperatures	RGBW (3000K), RGBW (4000K), RGBW (6000K), RGB+Amber
Lumens - RGBW	279 lm/ft (915 lm/m) All LEDs at 100%
Binning Tolerance	+/- 100K (White)
LED Beam Angle	120°
Lamp Life	50,000 Hours
Cutable Length - 24V	3.94 in (100 mm)
Lumens/Watt - RGBW	51 lm/W (All LEDs at 100%)
Lumens/Watt - RGBA	27 lm/W (All LEDs at 100%)
Constant Voltage	✓
Cable Length	12 in (30.5 cm)
Certifications	UL 2108 Issued: 2016/06/17 Ed: 1 Rev: 2021/10/16 Low Voltage Lighting Systems. CSA C22.2 No. 250.0, General Requirements for Luminaires. ROHS compliant UL 2108. Suitable for use in closets, compliant with NFPA® 70, NEC® Section 410.16 (A)(3) and 410.16 (C)(5).

24V DIMENSIONS	Top View	Side View	Dimensions
IP20	 CUTTABLE EVERY: 3.94 in (100 mm)		Width 0.47 in (12 mm) Max Length* 19 ft 7.9 in (6 m) Height 0.09 in (2.3 mm)
IP65	 CUTTABLE EVERY: 3.94 in (100 mm)		Width 0.47 in (12 mm) Max Length* 19 ft 7.9 in (6 m) Height 0.125 in (3.2 mm)
IP68	 CUTTABLE EVERY: 3.94 in (100 mm)		Width 0.58 in (14.8 mm) Max Length* 19 ft 7.9 in (6 m) Height 0.21 in (5.3 mm)

OPTIONAL ACCESSORY

0.5 in. VHB Tape	Flat Mounting Clip	Silicone Clip
 Provides superior holding power in surface mounted applications Part Number: VHBTAPE0.5BK	 For mounting IP20/IP65 RibbonLyte Part Number: RBMNTSIL	 For mounting IP68 RibbonLyte Part Number: RBMNTSILW

































Note: RibbonLyte comes with an adhesive backing, but Acolyte recommends using VHB Tape for extra support in surface mounted applications.

USAGE GUIDELINES

- IP65 and IP68 RibbonLyte cannot be cut in the field. All custom cuts and connections for these models must be performed at the factory to ensure waterproofing standards are met. Any modification of the waterproofing will result in a void warranty.
- When installing this product, consider the surface temperature of the material where it will be mounted. Many building surfaces which are exposed to direct sunlight exceed the 70° C / 158° F maximum for which our product is rated. High-risk locations like this should be avoided.
- IP20 RibbonLyte products are for indoor use in dry areas. IP65 RibbonLyte products can be used in indoor dry/damp locations such as bathrooms and kitchens. IP68 RibbonLyte products can be used in wet, outdoor locations around pools and spa tubs, but our products are not intended to be submerged in pools and fountains and do not carry UL676 certification to do so.
- Please refer to the RibbonLyte Proper Usage Guide in our Application Guide for more information. Available for download at AcolyteLED.com.
- This product is compatible with a wide variety of control products including the entire line of Lutron dimming systems.
- For use with Acolyte drivers, 0-10V dimming modules and interface controllers (DMXINF models).
- Use with non-Acolyte supplied drivers is not supported or warrantied.
- Due to the nature of RibbonLyte products, cuttable lengths are generally longer or shorter than the customer requested length. Unless specified, RibbonLyte is factory cut at the shorter cuttable point.
- We reserve the right to make changes to product lineup, specifications, design and finishes at any time without notice.

Acolyte does not warrant or represent that the information is free from errors or omission. The information may change without notice and Acolyte is not in any way liable for the accuracy of any information printed and stored or in any way interpreted or used.

CHANNEL COMPATIBILITY / CHANNEL OPTIONS

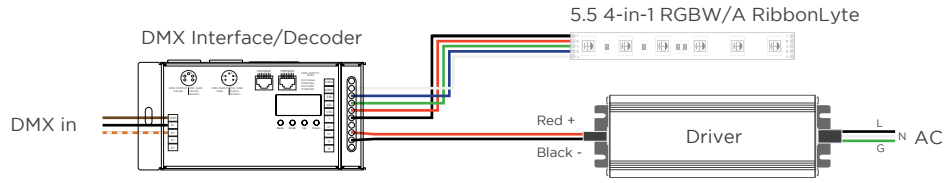
CHANNEL	IP20 IP65	IP68	SURFACE MOUNTED CHANNELS							
			LENS OPTIONS: C - Clear F - Frosted K - Black M - Milky NP - Narrow Prismatic WP - Wide Prismatic RM - Round Milky SM - Square Milky							
AC1	✓									
AC2	✓									
AC3	✓									
AC4	✓	✓								
AC5	✓	✓								
AR8										
AR10			AC1 C, F, M	AC2 C, F, M	AC3 C, F, M	AC4 C, F, M	AC5 C, F, M	AS1 C, F, M	AS2 C, F, M	AS3 C, F, M
AR20	✓	✓								
AR25	✓	✓								
AR30	✓	✓								
AR33										
AS1	✓									
AS2	✓		AS6 C, F, M	AS12 RM	AS13 RM, SM	AS23 C, K, M, SM	AS30 M, RM, SM	AT4 C, F, M	AT5 C, F, M	AW12 C, K, M, RM
AS3	✓	✓								
AS6	✓	✓								
AS10										
AS12	✓	✓								
AS13	✓	✓								
AS20G			AW14 C, K, M	AW38 M, RM, SM	B1 C, F, M	B2 RM	ROUND12 C, K, M	WH35 C, F, M		
AS23	✓	✓								
AS30	✓	✓								
AS53										
AT4	✓	✓								
AT5	✓	✓								
AW10										
AW12	✓									
AW14	✓									
AW38	✓	✓								
B1	✓									
B2	✓									
ROUND12	✓									
SC3	✓									
SC4	✓	✓								
SC5	✓	✓								
SC6	✓	✓								
WH35	✓	✓	AR20 C, K, M, SM	AR25 M, RM, SM	AR30 M, RM, SM	SC3 M	SC4 M, RM, SM	SC5 M, RM, SM	SC6 C, K, M, SM	
			RECESSED CHANNELS							
			LENS OPTIONS: C - Clear F - Frosted K - Black M - Milky NP - Narrow Prismatic WP - Wide Prismatic RM - Round Milky SM - Square Milky							

**DISCLAIMER**

When installing this product take into account the surface temperature of the material this product is mounted to. Many building surfaces which are exposed to direct sunlight exceed the 70°C/158°F maximum that our product is rated for. High risk locations like this should be avoided. Our IP68 product is not intended to be submerged in pools and fountains and does not carry UL676 certification to do so.

**WIRING DIAGRAMS**

**DMX**



**WIRE COLORS PER RIBBONLYTE COLOR**

- RGBW/A**  
 Black (+) Positive  
 Red Wire (-) goes to Red Channel  
 Green Wire (-) goes to Green Channel  
 Blue Wire (-) goes to Blue Channel  
 White Wire (-) goes to White Channel