


AR14 CHANNEL FIXTURE

AR14 channel is a shallow recessed aluminum extrusion with a 100x150-degree beam angle and a unique Square Milky Lens. Custom design a fixture for walls, ceilings or furniture with AR14 channel and our RibbonLyte products.

- Available for field assembly or factory assembly
- 1.1 in. (28 mm) wide by 0.91 in. (23 mm) deep
- 100°x150° beam angle
- Wattage Range from 0.75 W/ft (2.46 W/m) to 8.8 W/ft (28.9 W/m)
- Static White delivered lumen range from 44 lm/ft (145 lm/m) up to 554 lm/ft (1819 lm/m)
- Square Milky Lens

HOUSING FINISHES




*Additional fee applies

LENS FINISHES

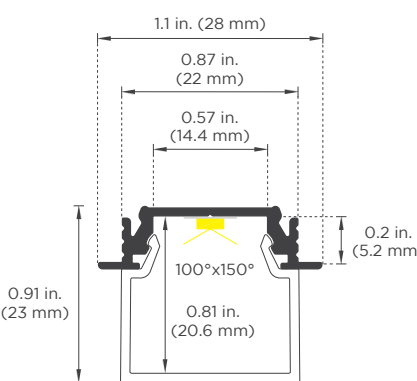
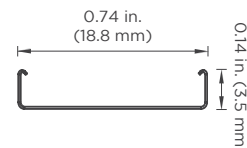
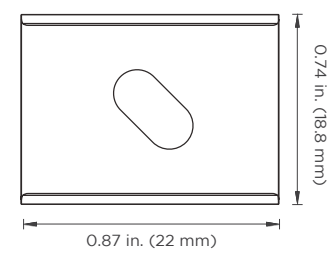
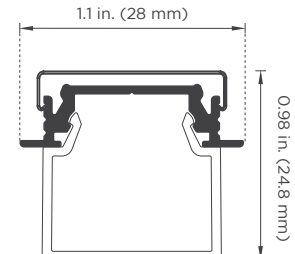


Square Milky Lens
70% Light Transmission

AVAILABLE COLORS & COLOR TEMPERATURES



DIMENSIONS

AR14 Channel	Mounting Clip (included accessory)		
 <p>Width: 1.1 in. (28 mm) Height: 0.91 in. (23 mm) Internal Width: 0.57 in. (14.4 mm) Internal Height: 0.81 in. (20.6 mm)</p>	<p>Side View</p>  <p>Width: 0.74 in. (18.8 mm) Height: 0.14 in. (3.5 mm)</p>	<p>Top View</p>  <p>Width: 0.87 in. (22 mm) Height: 0.74 in. (18.8 mm)</p>	<p>Assembled View</p>  <p>Width: 1.1 in. (28 mm) Height: 0.98 in. (24.8 mm)</p>
	<p>Width: 0.74 in. (18.8 mm) Length: 0.87 in. (22 mm)</p>		<p>Width: 1.1 in. (28 mm) Height: 0.98 in. (24.8 mm)</p>



SPECIFICATIONS

Beam Angle	100°x150°
Lens Type	Square Milky Lens
Length	Channel is sold by the foot and cut to your exact desired length. Required amount of mounting clips included.
Operating Voltage	24V
Dimming	MLV / 0-10 Volt / Lutron Hi-Lume 1% dimming LED drivers / Lutron VIVE code compliance available / ELV / DALI / DMX
Operating Temperature	-40° F to 158° F (-40° C to 70° C)
Colors	1800K, 2000K, 2200K, 2400K, 2700K, 3000K, 3500K, 4000K, 6000K, Red, Amber, Green, Blue, RGBW, RGBA, VW, Warm Dim (1800K, 2000K, 2200K only available in IP20)
CRI	90+ CRI (Static white only)
Lamp Life	L70 at 50,000 Hours
MacAdam Ellipses (SDCM)	2-Step Binning (For Static White LEDs only)
Certifications	ETL Listed: UL 2108 Issued: 2004/02/27 Ed: 1 Rev: 2014/02/24 Low Voltage Lighting Systems CSA C22.2#9.0 Issued: 1996/06/01 Ed: 1 (R2011) General Requirements for Luminaires; with Gen. Inst. 1: 1997, Gen Inst. 2: 1998. ROHS compliant UL 2108 - Low Voltage Lighting Systems UL 8750 - Light Emitting Diode (LED) Equipment for Use in Lighting Products UL 1598 / CSA 250.0-08 - Luminaires

ACCESSORIES (SEE PART NUMBERS AT STEP 4 ON PAGE 3)

180° Coupler	End Caps for Square Lens Only	End Caps for Channel Only

Acolyte does not warrant or represent that the information is free from errors or omission. The information may change without notice and Acolyte is not in any way liable for the accuracy of any information printed and stored or in any way interpreted or used.

ORDERING GUIDE

STEP 1 Complete Channel Part Number

CHANNEL	LENS	HOUSING COLOR	
CHAR14	SM		
CHAR14 - AR14 Channel	SM - Square Milky Lens	SV - Silver	WH - White
		BK - Black	Consult factory for custom colors

STEP 2 Complete RibbonLyte Part Number

CATEGORY	CRI	RIBBON TYPE & IP RATING		
RB				
RB - RibbonLyte	0 - Static Color, Color Changing	SWS220 - Static White Series 2 IP20	RGBWS220 - RGBW Series 2 IP20	VWS220 - VW Series 2 IP20
	90 - 90+ CRI Static White	SWS265 - Static White Series 2 IP65	RGBWS265 - RGBW Series 2 IP65	VWS265 - VW Series 2 IP65
		SCS220 - Static Color Series 2 IP20	RGBWA20 - RGBW/A IP20	WD20 - Warm Dim IP20
		SCS265 - Static Color Series 2 IP65	RGBWA65 - RGBW/A IP65	WD65 - Warm Dim IP65

NOTE: To ensure waterproofing standards are met, IP65 RibbonLyte can NOT be cut in the field.

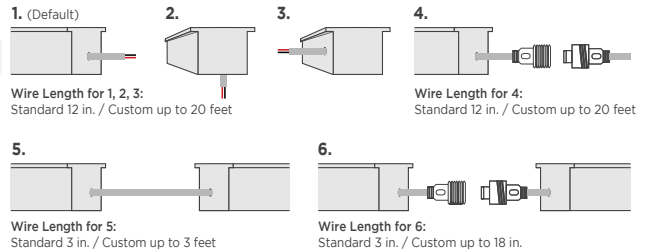
WATTAGE	COLOR
0.75 - 0.75 W/ft (2.46 W/m - Static White, Static Color)	18 - 1800K
1.0 - 1.0 W/ft (3.3 W/m - Variable White)	20 - 2000K
1.5 - 1.5 W/ft (4.9 W/m - Static White, Static Color)	22 - 2200K
2.2 - 2.2 W/ft (7.2 W/m - Static White, Static Color)	24 - 2400K
3.0 - 3.0 W/ft (9.8 W/m - Static White, Static Color, Variable White)	27 - 2700K
4.4 - 4.4 W/ft (14.4 W/m - Static White, Static Color, RGBW, RGBA)	30 - 3000K
5.2 - 5.2 W/ft (17.1 W/m - Warm Dim)	35 - 3500K
5.0 - 5.0 W/ft (16.4 W/m - Static White, Static Color)	40 - 4000K
5.5 - 5.5 W/ft (18.0 W/m - RGBW, RGBA)	60 - 6000K
6.0 - 6.0 W/ft (19.7 W/m - Static White, Static Color, Variable White)	R - Red
8.8 - 8.8 W/ft (28.86 W/m - RGBW)	A - Amber
	G - Green
	B - Blue

- RGB27 - Red, Green, Blue + 2700K
 - RGB30 - Red, Green, Blue + 3000K
 - RGB40 - Red, Green, Blue + 4000K
 - RGB60 - Red, Green, Blue + 6000K
 - RGBA - Red, Green, Blue + Amber
 - VW - Variable White
 - 2920 - Warm Dim 2900K-2000K (IP20)
 - 2721 - Warm Dim 2900K-2000K (IP65)
 - Z - Undecided**
- ** For quotes only. Must be chosen before final order.

CONNECTION OPTIONS (See diagrams on the right)

- 1 - End Feed Bare Wire Connection
- 2 - Back Feed Bare Wire Connection
- 3 - Side Feed Bare Wire Connection
- 4 - End Feed with IP67 Male Coupler
- 5 - Soldered Daisy Chain
- 6 - Daisy Chain With IP67 Couplers

Custom Length (ft.)



STEP 3 Complete Assembly Option & Length

ASSEMBLY OPTION	LENGTH (Standard factory assembled length up to 78 in. / 2 m)
FI - Field Assembly	
FA - Factory Assembly	

STEP 4 Add Accessories

ACCESSORIES
CHCOUPT180 - 180° Coupler

RIBBONLYTE SPECIFICATIONS & COMPATIBILITY

Available Wattages	Cutable Length	LED Pitch	Color Temp.	lm/W without Lens	Delivered Lumens with Square Lens (lm/ft / lm/m)	Max Length	Compatible with Channel		
							IP20	IP65	IP68
0.75 Static White Series 2	1.97 in. (50 mm)	48 LEDs/ft (160 LEDs/m)	1800K	84	44 / 145	IP20: 49 ft (15 m) IP65: 32.8 ft (10 m)	✓	✓	
			2000K	99	52 / 171				
			2200K	109	57 / 188				
			2400K	113	59 / 195				
			2700K	123	65 / 212				
			3000K	123	65 / 212				
			3500K	130	68 / 224				
			4000K	134	70 / 231				
			6000K	131	69 / 226				
1.5 Static White Series 2	1.97 in. (50 mm)	48 LEDs/ft (160 LEDs/m)	1800K	84	88 / 289	IP20: 49 ft (15 m) IP65: 32.8 ft (10 m)	✓	✓	
			2000K	98	103 / 338				
			2200K	109	114 / 375				
			2400K	113	119 / 389				
			2700K	123	129 / 424				
			3000K	123	129 / 424				
			3500K	129	135 / 444				
			4000K	134	141 / 462				
			6000K	131	138 / 451				
2.2 Static White Series 2	1.97 in. (50 mm)	48 LEDs/ft (160 LEDs/m)	1800K	83	128 / 419	IP20: 42 ft (12.8 m) IP65: 32.8 ft (10 m)	✓	✓	
			2000K	96	148 / 485				
			2200K	106	163 / 536				
			2400K	111	171 / 561				
			2700K	120	185 / 606				
			3000K	122	188 / 616				
			3500K	127	196 / 642				
			4000K	133	205 / 672				
			6000K	128	197 / 647				
3.0 Static White Series 2	1.97 in. (50 mm)	48 LEDs/ft (160 LEDs/m)	1800K	84	176 / 579	IP20: 36 ft (11 m) IP65: 32.8 ft (10 m)	✓	✓	
			2000K	98	206 / 675				
			2200K	108	227 / 744				
			2400K	109.8	231 / 756				
			2700K	122.9	258 / 847				
			3000K	130	273 / 896				
			3500K	133	279 / 916				
			4000K	133	279 / 916				
			6000K	128	269 / 882				
4.4 Static White Series 2	1.97 in. (50 mm)	48 LEDs/ft (160 LEDs/m)	1800K	81	249 / 818	28 ft 4 in. (8.64 m)	✓	✓	
			2000K	95	293 / 960				
			2200K	105	323 / 1061				
			2400K	109	336 / 1101				
			2700K	122	376 / 1233				
			3000K	129	397 / 1304				
			3500K	132	407 / 1334				
			4000K	132	407 / 1334				
			6000K	126	388 / 1273				
5.0 Static White Series 2	1.4 in. (35.7 mm)	68 LEDs/ft (224 LEDs/m)	1800K	83	291 / 953	IP20: 33 ft 4 in. (10.1 m) IP65: 32.8 ft (10 m)	✓	✓	
			2000K	98	343 / 1125				
			2200K	107	375 / 1229				
			2400K	110	384 / 1261				
			2700K	123	430 / 1411				
			3000K	130	455 / 1493				
			3500K	133	466 / 1527				
			4000K	133	466 / 1527				
			6000K	127	445 / 1458				

RIBBONLYTE SPECIFICATIONS & COMPATIBILITY

Available Wattages	Cutable Length	LED Pitch	Color Temp.	lm/W without Lens	Delivered Lumens with Square Lens (lm/ft / lm/m)	Max Length	Compatible with Channel		
							IP20	IP65	IP68
6.0 Static White Series 2	1.4 in. (35.7 mm)	68 LEDs/ft (224 LEDs/m)	1800K	82	344 / 1130	28 ft (8.5 m)	✓	✓	
			2000K	95	399 / 1309				
			2200K	106	445 / 1461				
			2400K	109	458 / 1502				
			2700K	122	512 / 1681				
			3000K	129	542 / 1778				
			3500K	132	554 / 1819				
			4000K	132	554 / 1819				
			6000K	126	529 / 1736				
0.75 Static Color Series 2	1.97 in. (50 mm)	48 LEDs/ft (160 LEDs/m)	Red	41	22 / 71	IP20: 49 ft (15 m) IP65: 32.8 ft (10 m)	✓	✓	
			Green	175	92 / 301				
			Blue	19	10 / 33				
			Amber	34	18 / 59				
1.5 Static Color Series 2	1.97 in. (50 mm)	48 LEDs/ft (160 LEDs/m)	Red	42	44 / 145	IP20: 49 ft (15 m) IP65: 32.8 ft (10 m)	✓	✓	
			Green	160	168 / 551				
			Blue	18	19 / 62				
			Amber	34	36 / 117				
2.2 Static Color Series 2	1.97 in. (50 mm)	48 LEDs/ft (160 LEDs/m)	Red	42	65 / 212	IP20: 42 ft (12.8 m) IP65: 32.8 ft (10 m)	✓	✓	
			Green	145	223 / 733				
			Blue	18	28 / 91				
			Amber	34	52 / 172				
3.0 Static Color Series 2	1.97 in. (50 mm)	48 LEDs/ft (160 LEDs/m)	Red	40	84 / 267	32.8 ft (10 m)	✓	✓	
			Green	127	267 / 875				
			Blue	25	53 / 172				
			Amber	29	61 / 200				
4.4 Static Color Series 2	1.97 in. (50 mm)	48 LEDs/ft (160 LEDs/m)	Red	38	117 / 384	29 ft (8.8 m)	✓	✓	
			Green	117	360 / 1182				
			Blue	24	74 / 243				
			Amber	25	77 / 253				
5.0 Static Color Series 2	1.4 in. (35.7 mm)	68 LEDs/ft (224 LEDs/m)	Red	37	130 / 425	30 ft (9.14 m)	✓	✓	
			Green	116	406 / 1332				
			Blue	24	84 / 276				
			Amber	26	91 / 299				
6.0 Static Color Series 2	1.4 in. (35.7 mm)	68 LEDs/ft (224 LEDs/m)	Red	37	155 / 510	28 ft (8.5 m)	✓	✓	
			Green	113	475 / 1557				
			Blue	23	97 / 317				
			Amber	24	101 / 331				
1.0 Variable White Series 2	1.97 in. (50 mm)	42 LEDs/ft (140 LEDs/m)	2000K + 6500K	85	60 / 195	32.8 ft (10 m)	✓	✓	
3.0 Variable White Series 2	1.97 in. (50 mm)	42 LEDs/ft (140 LEDs/m)	2000K + 6500K	80	168 / 551	32.8 ft (10 m)	✓	✓	
6.0 Variable White Series 2	1.97 in. (50 mm)	42 LEDs/ft (140 LEDs/m)	2000K + 6500K	75	315 / 1033	32.8 ft (10 m)	✓	✓	

RIBBONLYTE SPECIFICATIONS & COMPATIBILITY

Available Wattages	Cutttable Length	LED Pitch	Color Temp.	lm/W without Lens	Delivered Lumens with Square Lens (lm/ft / lm/m)	Max Length	Compatible with Channel		
							IP20	IP65	IP68
4.4 RGBW Series 2	1.97 in. (50 mm)	36 LEDs/ft (120 LEDs/m)	RGBW	45	138.6 / 454.7	19 ft 8 in. (6 m)	✓	N/A	N/A
5.5 RGBW Series 2	1.97 in. (50 mm)	36 LEDs/ft (120 LEDs/m)	RGBW	59	272.2 / 745.3	19 ft 7.9 in. (6 m)	N/A	✓	
8.8 RGBW Series 2	1.97 in. (50 mm)	36 LEDs/ft (120 LEDs/m)	RGBW	61	375.8 / 1232.9	16 ft 4 in. (5 m)	✓	N/A	N/A
4.4 RGBW	6.55 in. (166.4 mm)	18 LEDs/ft (60 LEDs/m)	RGBW	65	200 / 657	19 ft 7.9 in. (6 m)	✓	✓	
4.4 RGBA	6.55 in. (166.4 mm)	18 LEDs/ft (60 LEDs/m)	RGBA	33	200 / 657	19 ft 7.9 in. (6 m)	✓	✓	
5.5 4-in-1 RGBW	3.94 in. (100 mm)	18 LEDs/ft (60 LEDs/m)	RGBW	51	196 / 644	19 ft 7.9 in. (6 m)	✓	✓	
5.5 4-in-1 RGBA	3.94 in. (100 mm)	18 LEDs/ft (60 LEDs/m)	RGBA	27	104 / 341	19 ft 7.9 in. (6 m)	✓	✓	
5.2 Warm Dim	3.94 in. (100 mm)	36 LEDs/ft (120 LEDs/m)	WARM DIM	55	200 / 657	16 ft 4 in. (5 m)	✓	✓	

DIODE VISIBILITY CHART (Data below applies to installations with Milky lens only)

 No Visible Diode = N			 With Visible Diode = Y						
Static White & Static Color RibbonLyte			Color Changing RibbonLyte						
0.75/1.5/2.2	3.0/4.4	5.0/6.0	4.4 RGBW Series 2	5.5 RGBW Series 2	8.8 RGBW Series 2	4.4 RGBW/A	5.5 4-in-1 RGBW/A	Warm Dim	Variable White
IP20 IP65	IP20 IP65	IP20 IP65	IP20	IP65	IP20	IP20 IP65	IP20 IP65	IP20 IP65	IP20 IP65
N	N	N	N	N	N	N	N	N	N

AVAILABLE DRIVERS

NON-DIMMING ELECTRONIC DRIVERS



**30W, 60W, 96W
Non-Dimming Electronic
Class 2 Drivers**

Part No.:

- DRVW2430 (30 Watt)
- DRVW2460 (60 Watt)
- DRVW2496 (96 Watt)

Output Voltage: 24 V
Voltage Range: 120-277 VAC
IP Rating: Dry or Damp
UL Listed



**240W, 320W
Non-Dimming
Electronic Drivers**

Part No.:

- DRVW24240 (240 Watt)
- DRVW24320 (320 Watt)

Output Voltage: 24 V
Voltage Range: 90-305 VAC
IP Rating: Dry or Damp
UL Recognized

LUTRON HI-LUME DRIVERS



**40W
Lutron Hi-Lume 1% Dimming
Class 2 Drivers**

Part No.:

- DRVLUT24403W (40 Watt, 3-wire)
- DRVLUT24402W (40 Watt, 2-wire)

Output Voltage: 24 V
Voltage Range: 120-277 VAC (3-wire model)
or 120V (2-wire model)
IP Rating: Dry or Damp
Dimmable using 2-wire forward phase,
3-wire+G or digital EcoSystem
UL Listed

ELV & MLV DRIVERS WITH COMPATIBLE DIMMERS



**60W, 96W, 150W, 300W
ELV/MLV Dimmable Drivers**

Part No.:

- DRVW2460ELVMLV (60 Watt)
- DRVW2496ELVMLV (96 Watt)
- DRVW24150ELVMLV (150 Watt)
- DRVW24300ELVMLV (300 Watt)

Line Voltage Dimmable Drivers
Output Voltage: 24 V
Voltage Range: 100-277 VAC
IP Rating: IP67
Dimmable
UL, CE, and CSA Listed



LUTRON Skylark Contour Dimmer

Part No.: TRIDIMSKY

Width: 2.94 in (75 mm)
Length: 4.69 in (120 mm)
Depth: 0.30 in (7.6 mm)

- Single pole and 3-way versions
- Compatible with Acolyte MLV drivers
- Slide adjusts brightness and On/Off control
- 30 mA max control current
- Available in white finish



LUTRON NOVA-T Dimmer

Part No.: TRIDIMNOVA

Width: 2.75 in (70 mm)
Length: 4.56 in (116 mm)
Depth: 0.30 in (7.6 mm)

- Slide adjusts brightness and On/Off control
- 30 mA max control current
- Available in white finish



LUTRON DIVA Dimmer

Part No.: TRIDIMDIVA

(With Locator Light) TRIDIMDIVAL

Width: 2.94 in (75 mm)
Length: 4.69 in (120 mm)
Depth: 0.30 in (7.6 mm)

- Large paddle switch with a captive linear-slide dimmer
- 30 mA max control current
- Available in white finish
- Available with locator light which glows green when the switch is off

Note: For more options, please reference the Optional Dimmer List on Acolyte product website page.

AVAILABLE DRIVERS / CONTROLLERS AND DIMMING OPTIONS / WIRE GAUGE CHART

0-10V DRIVERS AND DIMMERS

DIMMING MODULE



0-10V Dimmable Waterproof Drivers

96W Part No.: DRVW249610P
288W Part No.: DRVW2428810P
Output Voltage: 24 V (+/- 0.5V)
Voltage Range: 100-277 VAC
Environmental Rating: UL Wet Location
UL Listed



LUTRON DIVA Dimmer

Part No.: LVDIMDIVA
Width: 2.94 in (75 mm)
Length: 4.69 in (120 mm)
Depth: 0.30 in (7.6 mm)

- Compatible with 0-10 V Dimming Module
- Large paddle switch with a captive linear-slide dimmer
- 30 mA max control current
- Available in white finish



LUTRON NOVA-T Dimmer

Part No.: LVDIMNOVA
Width: 2.75 in (70 mm)
Length: 4.56 in (116 mm)
Depth: 0.30 in (7.6 mm)

- Compatible with 0-10 V Dimming Module
- Slide adjusts brightness and On/Off control
- 30 mA max control current
- Available in white finish



Dual Dimming Module

- Part No.: VWDIMMODBCC
- Programmed for Variable White or Warm Dim
 - Flicker-free 0-100% dimming
 - Independent control over each output channel
 - Works with customizable DMX addresses
 - Incredible efficiency
 - Compact plastic case

Note: The Dual Dimming Module firmware is set at the factory for either Variable White or Warm Dim mode. Please specify which version is needed when ordering.

DMX CONTROLLER AND PART NUMBER - FOR COLOR CHANGING VERSIONS



GLASS TOUCH WALL CONTROLLERS
Part Number: AWCRGBWW
AWCVWW




1 ZONE WALL CONTROLLER
Part Number: DMXCTRLG



5 ZONE WALL CONTROLLER
Part Number: DMXCTRL



10 ZONE WALL CONTROLLER
Part Number: DMXCTRLD



2 UNIVERSE DMX CONTROLLER
Part Number: DMXCTRLDR2U
6 UNIVERSE DMX CONTROLLER
Part Number: DMXCTRLDR6U



4 CHANNEL WATERPROOF DMX INTERFACE
Part Number: DMXINFWLCD4



5 CHANNEL DMX INTERFACE
Part Number: DMXINFLCD5



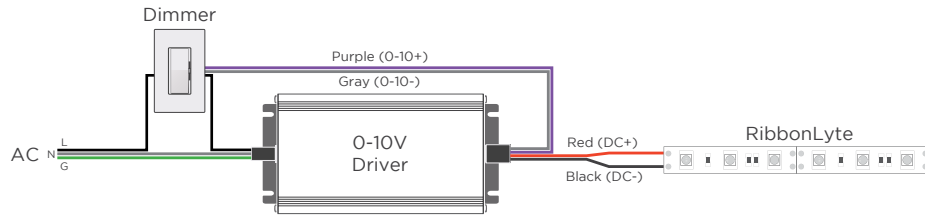
DMX OPTO SPLITTER
Part Number: DMXOS8

DRIVER AND RIBBONLYTE AT FULL LOAD

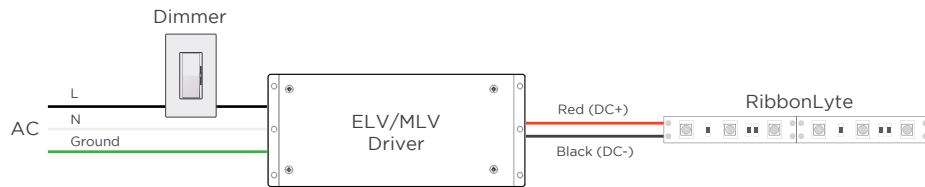
Wire Gauge	30		60		96		150		200		240		300		320	
	Feet	Meters	Feet	Meters	Feet	Meters	Feet	Meters	Feet	Meters	Feet	Meters	Feet	Meters	Feet	Meters
24 AWG	14	4.27	9	2.74	5.5	1.68	3.75	1.14	2.75	0.84	2.25	0.69	1.75	0.53	1.75	0.53
22 AWG	22	6.71	14	4.27	9	2.74	5.75	1.75	4.5	1.37	3.5	1.07	2.75	0.84	2.75	0.84
20 AWG	35	10.67	23	7.01	14	4.27	9	2.74	7	2.13	5.75	1.75	4.5	1.37	4.25	1.30
18 AWG	56	17.07	37	11.28	23	7.01	15	4.57	11	3.35	9	2.74	7.5	2.29	7	2.13
16 AWG	90	27.44	60	18.29	37	11.28	24	7.32	18	5.49	15	4.57	12	3.66	11	3.35
14 AWG	142	43.29	95	28.96	59	17.99	38	11.59	28	8.54	23	7.01	19	5.79	17	5.18
12 AWG	226	68.90	151	46.04	94	28.66	60	18.29	45	13.72	37	11.28	30	9.15	28	8.54
10 AWG	360	109.76	240	73.17	150	45.73	96	29.27	72	21.95	60	18.29	48	14.63	45	13.72
8 AWG	574	175.00	381	116.16	239	72.87	153	46.65	115	35.06	95	28.96	76	23.17	71	21.65

WIRING DIAGRAMS

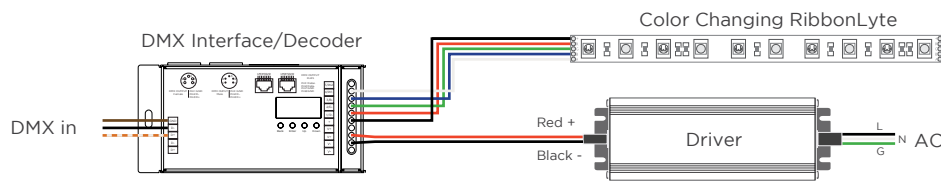
0-10V



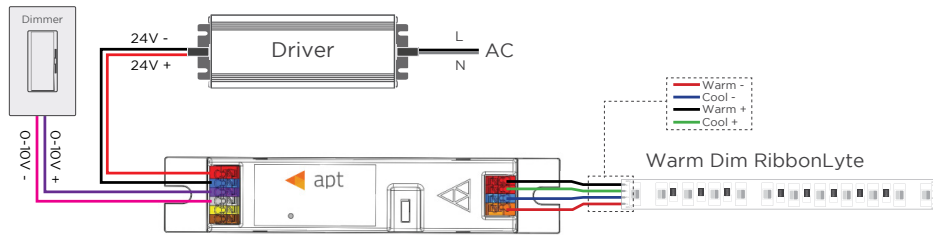
MLV / ELV



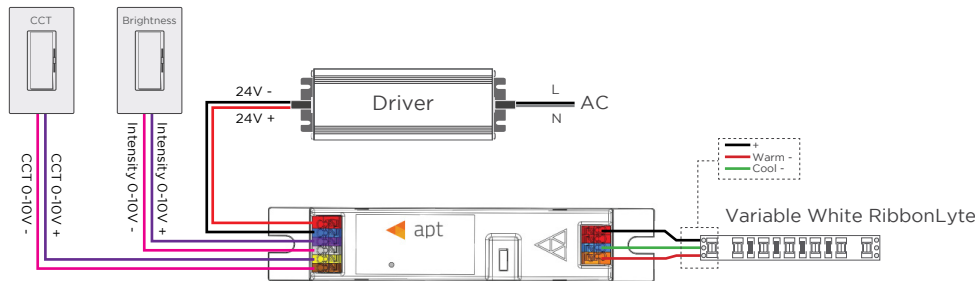
DMX



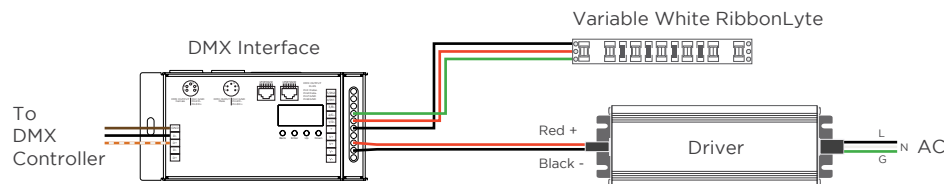
WARM DIM



2-CHANNEL VARIABLE WHITE DIMMING



DMX WIRING DIAGRAM - COMPATIBLE WITH ALL MODELS OF VARIABLE WHITE RIBBONLYTE



WIRE COLORS PER RIBBONLYTE COLOR

STATIC WHITE + STATIC COLOR

Red Wire (+) Positive
Black Wire (-) Negative

RGBW + RGBA

Black Wire (+) Positive
Red Wire (-) goes to Red Channel
Green Wire (-) goes to Green Channel
Blue Wire (-) goes to Blue Channel
White Wire (-) goes to White Channel

WARM DIM

Red Wire (-) goes to Warm White Channel
Blue Wire (-) goes to Cool White Channel
Black Wire (+) goes to Warm White Channel
Green Wire (+) goes to Cool White Channel

VARIABLE WHITE

Black Wire (+) Positive
Red Wire (-) goes to Warm White Channel
Green Wire (-) goes to Cool White Channel