


AS10 CHANNEL FIXTURE

AS10 Channel is a surface mounted aluminum extrusion that offers clear or milky lens options. With a beam angle of 110 degrees, AS10 Channel fits RibbonLyte strips with a maximum width up to 0.39 in. (10 mm).

- Available for field assembly or factory assembly
- 0.47 in. (12 mm) wide by 0.47 in. (12 mm) deep
- Beam angle 110°
- Wattage Range from 0.75 W/ft (2.46 W/m) to 4.4 W/ft (14.4 W/m)
- Static White delivered lumen range from 47 lm/ft (155 lm/m) up to 585 lm/ft (1920 lm/m)
- Clear or Milky Lens
- Continuous run length for Milky Lens is up to 66 ft (20 m)



HOUSING FINISHES



*Additional fee applies

LENS FINISHES

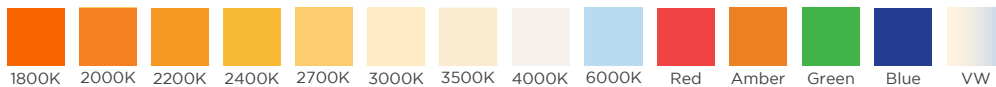


Clear Lens
93% Light Transmission

Milky Lens
75% Light Transmission
Continuous run length up to 66 ft (20 m)



AVAILABLE COLORS & COLOR TEMPERATURES



DIMENSIONS

AS10 Channel	Mounting Clip (included accessory)		
<p>Width: 0.47 in. (12 mm) Height: 0.47 in. (12 mm) Internal Width: 0.39 in. (10 mm) Internal Height: 0.31 in. (8 mm)</p>	<p>Side View</p> <p>Width: 0.52 in. (13.1 mm) Length: 0.63 in. (16 mm)</p>	<p>Top View</p>	<p>Assembled View</p> <p>Option 1: 0.57 in. (14.4 mm) Option 2: 0.51 in. (13 mm)</p> <p>Width: 0.52 in. (13.1 mm) Height (option 1): 0.57 in. (14.4 mm) Height (option 2): 0.51 in. (13 mm)</p>
	<p>Note:</p> <ol style="list-style-type: none"> 1. Magnetic mounting option available (see page 2) 2. Exterior channel applications should be securely attached to the mounting surface with appropriate screws and/or liquid nails. Acolyte strongly recommends field assembly for exterior applications. Use mounting clips for interior applications only. 		

Acolyte does not warrant or represent that the information is free from errors or omission. The information may change without notice and Acolyte is not in any way liable for the accuracy of any information printed and stored or in any way interpreted or used.

SPECIFICATIONS

Beam Angle	110°
Lens Type	Clear Lens, Milky Lens (continuous run length for Milky Lens is up to 66 ft / 20 m)
Length	Channel is sold by the foot and cut to your exact desired length. Required amount of mounting clips included.
Operating Voltage	24V
Dimming	MLV / 0-10 Volt / ELV / DALI
Operating Temperature	-40° F to 158° F (-40° C to 70° C)
Colors	1800K, 2000K, 2200K, 2400K, 2700K, 3000K, 3500K, 4000K, 6000K, Red, Amber, Green, Blue, VW (1800K, 2000K, 2200K only available in IP20)
CRI	90+ CRI (Static white only)
Lamp Life	L70 at 50,000 Hours
MacAdam Ellipses (SDCM)	2-Step Binning (For Static White LEDs only)
Certifications	UL Listed UL 2108 Issued: 2004/02/27 Ed: 1 Rev: 2014/02/24 Low Voltage Lighting Systems CSA C22.2#9.0 Issued: 1996/06/01 Ed: 1 (R2011) General Requirements for Luminaries; with Gen. Inst. 1: 1997, Gen Inst. 2: 1998. ROHS compliant

ACCESSORIES (SEE PART NUMBERS AT STEP 4 ON PAGE 3)

Tilttable Stand	End Caps
<p>Assembled Height with Channel (Option 1): 1.43 in. (36.2 mm) Assembled Height with Channel (Option 2): 1.37 in. (34.8 mm)</p>	<p>End Cap without hole End Cap with hole</p>

Magnetic Mount (Part #: CHMAG0.5)

Features:

- High-energy neodymium magnets come attached to mounting clips with countersink hex nuts
- Create easy-mount magnetic channels with minimal surface gaps; no tools or drilling necessary
- Magnets rated for 8 lbs. of pull force with static load

Applications:

- Industrial lighting retrofits for troffers and other metal fixtures
- Metal retail shelf lighting
- Temporary light fixture installations

Acolyte does not warrant or represent that the information is free from errors or omission. The information may change without notice and Acolyte is not in any way liable for the accuracy of any information printed and stored or in any way interpreted or used.

ORDERING GUIDE

STEP 1 Complete Channel Part Number

CHANNEL	LENS	HOUSING COLOR	
CHAS10			
CHAS10 - AS10 Channel	C - Clear Lens M - Milky Lens*	SV - Silver BK - Black	WH - White Consult factory for custom colors

* Continuous run length for Milky Lens is up to 66 ft (20 m)

STEP 2 Complete RibbonLyte Part Number

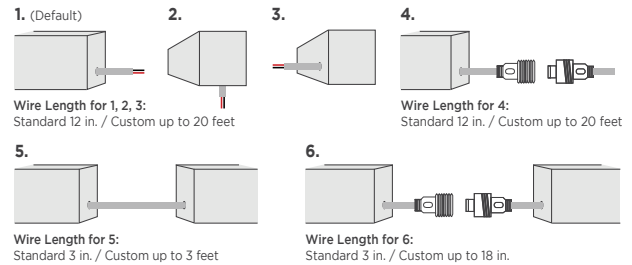
CATEGORY	CRI	RIBBON TYPE & IP RATING	
RB			
RB - RibbonLyte	0 - Static Color, Color Changing 90 - 90+ CRI Static White	SWS220 - Static White Series 2 IP20 SWS265 - Static White Series 2 IP65 SCS220 - Static Color Series 2 IP20 SCS265 - Static Color Series 2 IP65	LINEA20 - Linea RibbonLyte IP20 VWS220 - VW Series 2 IP20 VWS265 - VW Series 2 IP65

NOTE: To ensure waterproofing standards are met, IP65 RibbonLyte can NOT be cut in the field.

WATTAGE	COLOR
0.75 - 0.75 W/ft (2.46 W/m - Static White, Static Color)	18 - 1800K R - Red
1.0 - 1.0 W/ft (3.3 W/m - Variable White)	20 - 2000K A - Amber
1.5 - 1.5 W/ft (4.9 W/m - Static White, Static Color)	22 - 2200K G - Green
2.2 - 2.2 W/ft (7.2 W/m - Static White, Static Color)	24 - 2400K B - Blue
2.4 - 2.4 W/ft (8 W/m - Static White)	27 - 2700K VW - Variable White
3.0 - 3.0 W/ft (9.8 W/m - Static White, Static Color, Variable White)	30 - 3000K Z - Undecided**
4.3 - 4.3 W/ft (14 W/m - Static White)	35 - 3500K ** For quotes only. Must be chosen before final order.
4.4 - 4.4 W/ft (14.4 W/m - Static White, Static Color)	40 - 4000K
6.0 - 6.0 W/ft (19.7 W/m - Variable White)	60 - 6000K
6.1 - 6.1 W/ft (20 W/m - Variable White)	

CONNECTION OPTIONS (See diagrams on the right)

CONNECTION OPTION	Custom Length (ft.)
1 - End Feed Bare Wire Connection	
2 - Back Feed Bare Wire Connection	
3 - Side Feed Bare Wire Connection	
4 - End Feed with IP67 Male Coupler	
5 - Soldered Daisy Chain	
6 - Daisy Chain With IP67 Couplers	

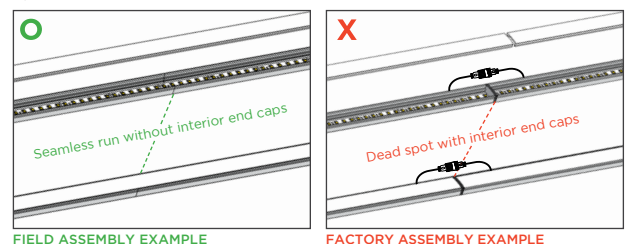


STEP 3 Complete Assembly Option & Length

ASSEMBLY OPTION	LENGTH (Standard factory assembled length up to 6 ft 6.7 in. / 2 m)
FI - Field Assembly	
FA - Factory Assembly* (not recommended for exterior applications)	

* Factory assembled runs exceeding 6 ft 6.7 in. (2 m) will be split into multiple daisy chained fixtures.

DO NOT BUTT END CAPS AGAINST EACH OTHER WHEN CREATING LONGER FIXTURES
Acolyte STRONGLY SUGGESTS field assembly (without using interior end caps) for direct-view fixtures of more than 6 ft 6.7 in. (2 m) in length. Field assembly without interior end caps will eliminate gaps or dead spots that can be caused by butting interior end caps against each other.



STEP 4 Add Accessories

ACCESSORIES
TILTSTANDST - Tilttable Stand
CHMAGO.5 - Magnetic Mount

RIBBONLYTE SPECIFICATIONS & COMPATIBILITY

Available Wattages	Cuttable Length	LED Pitch	Color Temperature	lm/W without Lens	Delivered Lumens with Clear Lens (lm/ft / lm/m)	Delivered Lumens with Milky Lens (lm/ft / lm/m)	Max Length	Compatible with Channel		
								IP20	IP65	IP68
0.75 Static White Series 2	1.97 in. (50 mm)	48 LEDs/ft (160 LEDs/m)	1800K	84	59 / 192	47 / 155	IP20: 49 ft (15 m) IP65: 32.8 ft (10 m)	✓	✓	
			2000K	99	69 / 227	56 / 183				
			2200K	109	76 / 249	61 / 201				
			2400K	113	79 / 259	64 / 209				
			2700K	123	86 / 281	69 / 227				
			3000K	123	86 / 281	69 / 227				
			3500K	130	91 / 297	73 / 240				
			4000K	134	93 / 307	75 / 247				
1.5 Static White Series 2	1.97 in. (50 mm)	48 LEDs/ft (160 LEDs/m)	1800K	84	117 / 384	95 / 310	IP20: 49 ft (15 m) IP65: 32.8 ft (10 m)	✓	✓	
			2000K	98	137 / 449	110 / 362				
			2200K	109	152 / 499	123 / 402				
			2400K	113	158 / 517	127 / 417				
			2700K	123	172 / 563	138 / 454				
			3000K	123	172 / 563	138 / 454				
			3500K	129	180 / 590	145 / 476				
			4000K	134	187 / 613	151 / 495				
2.2 Static White Series 2	1.97 in. (50 mm)	48 LEDs/ft (160 LEDs/m)	1800K	83	169.8 / 557	136.96 / 449	IP20: 42 ft (12.8 m) IP65: 32.8 ft (10 m)	✓	✓	
			2000K	96	196.4 / 644	158.4 / 520				
			2200K	106	216.9 / 712	174.9 / 574				
			2400K	111	227.1 / 745	183.15 / 601				
			2700K	120	245.5 / 806	198 / 650				
			3000K	122	249.6 / 819	201.3 / 660				
			3500K	127	259.8 / 852	209.55 / 687				
			4000K	133	272.1 / 893	219.45 / 720				
3.0 Static White Series 2	1.97 in. (50 mm)	48 LEDs/ft (160 LEDs/m)	1800K	84	234 / 769	189 / 620	IP20: 36 ft (11 m) IP65: 32.8 ft (10 m)	✓	✓	
			2000K	98	273 / 897	221 / 723				
			2200K	108	301 / 989	243 / 797				
			2400K	109.8	306 / 1005	247 / 811				
			2700K	122.9	343 / 1125	277 / 907				
			3000K	130	363 / 1190	293 / 960				
			3500K	133	371 / 1217	299 / 982				
			4000K	133	371 / 1217	299 / 982				
4.4 Static White Series 2	1.97 in. (50 mm)	48 LEDs/ft (160 LEDs/m)	1800K	81	331 / 1087	267 / 877	28 ft 4 in. (8.64 m)	✓	✓	
			2000K	95	389 / 1275	314 / 1029				
			2200K	105	430 / 1410	347 / 1137				
			2400K	109	446 / 1463	360 / 1180				
			2700K	122	499 / 1638	403 / 1321				
			3000K	129	528 / 1732	426 / 1397				
			3500K	132	540 / 1772	436 / 1429				
			4000K	132	540 / 1772	436 / 1429				
0.75 Static Color Series 2	1.97 in. (50 mm)	48 LEDs/ft (160 LEDs/m)	Red	41	29 / 94	23 / 76	IP20: 49 ft (15 m) IP65: 32.8 ft (10 m)	✓	✓	
			Green	175	122 / 400	98 / 323				
			Blue	19	13.3 / 43	10.69 / 35				
			Amber	34	24 / 78	19 / 63				
1.5 Static Color Series 2	1.97 in. (50 mm)	48 LEDs/ft (160 LEDs/m)	Red	42	59 / 192	47 / 155	IP20: 49 ft (15 m) IP65: 32.8 ft (10 m)	✓	✓	
			Green	160	223 / 732	180 / 591				
			Blue	18	25 / 82	20 / 66				
			Amber	34	47 / 156	38 / 125				

RIBBONLYTE SPECIFICATIONS & COMPATIBILITY

Available Wattages	Cuttable Length	LED Pitch	Color Temperature	lm/W without Lens	Delivered Lumens with Clear Lens (lm/ft / lm/m)	Delivered Lumens with Milky Lens (lm/ft / lm/m)	Max Length	Compatible with Channel		
								IP20	IP65	IP68
2.2 Static Color Series 2	1.97 in. (50 mm)	48 LEDs/ft (160 LEDs/m)	Red	42	86 / 282	69 / 277	IP20: 42 ft (12.8 m) IP65: 32.8 ft (10 m)	✓	✓	
			Green	145	297 / 973	239 / 785				
			Blue	18	37 / 121	30 / 97				
			Amber	34	70 / 228	56 / 184				
3.0 Static Color Series 2	1.97 in. (50 mm)	48 LEDs/ft (160 LEDs/m)	Red	40	112 / 366	90 / 295	32.8 ft (10 m)	✓	✓	
			Green	127	354 / 1162	286 / 937				
			Blue	25	70 / 229	56 / 185				
			Amber	29	81 / 265	65 / 214				
4.4 Static Color Series 2	1.97 in. (50 mm)	48 LEDs/ft (160 LEDs/m)	Red	38	155 / 510	125 / 411	29 ft (8.8 m)	✓	✓	
			Green	117	479 / 1571	386 / 1267				
			Blue	24	98 / 322	79 / 260				
			Amber	25	102 / 336	83 / 271				
2.4 Static White Linea	1.97 in. (50 mm)	146 LEDs/ft (480 LEDs/m)	2700K	67	149.7 / 491	120.8 / 396	21.3 ft (6.5 m)	✓	N/A	N/A
			3000K	71	158.1 / 519.9	127.5 / 419.3				
			3500K	83	185.1 / 608.2	149.3 / 490.5				
			4000K	83	185.1 / 608.2	149.3 / 490.5				
3.0 Static White Linea	1.97 in. (50 mm)	146 LEDs/ft (480 LEDs/m)	2700K	66	184.1 / 604.5	148.5 / 487.5	21.3 ft (6.5 m)	✓	N/A	N/A
			3000K	73	203.7 / 668.7	164.3 / 539.3				
			3500K	78	217.6 / 714.2	175.5 / 576				
			4000K	83	231.6 / 759.8	186.8 / 612.8				
4.3 Static White Linea	1.97 in. (50 mm)	146 LEDs/ft (480 LEDs/m)	2700K	75	300.4 / 983.9	242.3 / 793.5	24.6 ft (7.5 m)	✓	N/A	N/A
			3000K	78	311.6 / 023	251.3 / 825				
			3500K	86	344.1 / 129	277.5 / 910.5				
			4000K	86	344.1 / 29	277.5 / 910.5				
6.1 Variable White Linea	1.09 in. (27.78 mm)	175 LEDs/ft (576 LEDs/m)	2700K + 6500K	95	539.4 / 1769.8	435 / 427.3	16.4 ft (5 m)	✓	N/A	N/A
1.0 Variable White Series 2	1.97 in. (50 mm)	42 LEDs/ft (140 LEDs/m)	2000K + 6500K	85	79 / 259	64 / 209	32.8 ft (10 m)	✓	✓	
3.0 Variable White Series 2	1.97 in. (50 mm)	42 LEDs/ft (140 LEDs/m)	2000K + 6500K	80	223 / 732	180 / 591	32.8 ft (10 m)	✓	✓	
6.0 Variable White Series 2	1.97 in. (50 mm)	42 LEDs/ft (140 LEDs/m)	2000K + 6500K	75	419 / 1373	337.5 / 1107	19 ft 8 in. (6 m)	✓	✓	

DIODE VISIBILITY CHART (Data below applies to installations with Milky lens only)

	No Visible Diode = N Note: Linea RibbonLyte has no visible diode		With Visible Diode = Y
Static White & Static Color RibbonLyte		Color Changing RibbonLyte	
0.75/1.5/2.2	3.0/4.4	Variable White	
IP20 IP65	IP20 IP65	IP20 IP65	
N	N	N	

AVAILABLE DRIVERS / CONTROLLERS AND DIMMING OPTIONS / WIRE GAUGE CHART

NON-DIMMING ELECTRONIC DRIVERS

ELV & MLV DRIVERS



30W, 60W, 96W
Non-Dimming Electronic
Class 2 Drivers

Part No.:
• DRVW2430 (30 Watt)
• DRVW2460 (60 Watt)
• DRVW2496 (96 Watt)
Output Voltage: 24 V
Voltage Range: 120-277 VAC
IP Rating: Dry or Damp
UL Listed



240W, 320W
Non-Dimming
Electronic Drivers

Part No.:
• DRVW24240 (240 Watt)
• DRVW24320 (320 Watt)
Output Voltage: 24 V
Voltage Range: 90-305 VAC
IP Rating: Dry or Damp
UL Recognized



60W, 96W, 150W, 300W, 600W
ELV/MLV Dimmable Drivers

Part No.:
• DRVW2460ELVMLV (60 Watt)
• DRVW2496ELVMLV (96 Watt)
• DRVW24150ELVMLV (150 Watt)
• DRVW24300ELVMLV (300 Watt)
Line Voltage Dimmable Drivers
Output Voltage: 24 V
Voltage Range: 100-277 VAC
IP Rating: IP67
UL, CE, and CSA Listed

0-10V DRIVERS



0-10V Dimmable Waterproof Drivers

96W Part No.: DRVW249610P
288W Part No.: DRVW2428810P
Output Voltage: 24 V (+/- 0.5V)
Voltage Range: 100-277 VAC
Environmental Rating: UL Wet Location
UL Listed



0-10V Dimmable 90W VW/WD Driver

Part No.: DRVRFWDVW2490120

DMX CONTROLLER AND PART NUMBER - FOR COLOR CHANGING VERSIONS



GLASS TOUCH WALL CONTROLLERS
Part Number: AWCRCBWWBK
AWCVWBK




1 ZONE WALL CONTROLLER
Part Number: DMXCTRLG



5 ZONE WALL CONTROLLER
Part Number: DMXCTRL



10 ZONE WALL CONTROLLER
Part Number: DMXCTRLD



2 UNIVERSE DMX CONTROLLER
Part Number: DMXCTRLDR2U



4 CHANNEL WATERPROOF DMX INTERFACE
Part Number: DMXINFWLCD4



5 CHANNEL DMX INTERFACE
Part Number: DMXINFOLED5



DMX OPTO SPLITTER
Part Number: DMXOS8

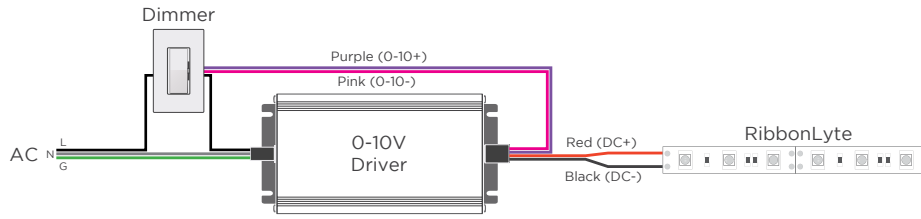
6 UNIVERSE DMX CONTROLLER
Part Number: DMXCTRLDR6U

DRIVER AND RIBBONLYTE AT FULL LOAD

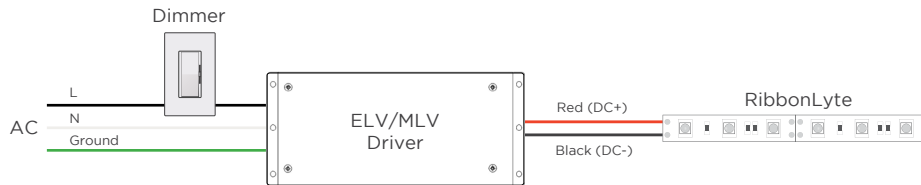
Wattages	30		60		96		150		200		240		300		320		
	Wire Gauge	Feet	Meters	Feet	Meters	Feet	Meters	Feet	Meters	Feet	Meters	Feet	Meters	Feet	Meters	Feet	Meters
24 AWG / 0.25 mm ²	14	4.27	9	2.74	5.5	1.68	3.75	1.14	2.75	0.84	2.25	0.69	1.75	0.53	1.75	0.53	0.53
22 AWG / 0.34 mm ²	22	6.71	14	4.27	9	2.74	5.75	1.75	4.5	1.37	3.5	1.07	2.75	0.84	2.75	0.84	0.84
20 AWG / 0.5 mm ²	35	10.67	23	7.01	14	4.27	9	2.74	7	2.13	5.75	1.75	4.5	1.37	4.25	1.30	1.30
18 AWG / 0.75 mm ²	56	17.07	37	11.28	23	7.01	15	4.57	11	3.35	9	2.74	7.5	2.29	7	2.13	2.13
16 AWG / 1.5 mm ²	90	27.44	60	18.29	37	11.28	24	7.32	18	5.49	15	4.57	12	3.66	11	3.35	3.35
14 AWG / 2.5 mm ²	142	43.29	95	28.96	59	17.99	38	11.59	28	8.54	23	7.01	19	5.79	17	5.18	5.18
12 AWG / 4 mm ²	226	68.90	151	46.04	94	28.66	60	18.29	45	13.72	37	11.28	30	9.15	28	8.54	8.54
10 AWG / 6 mm ²	360	109.76	240	73.17	150	45.73	96	29.27	72	21.95	60	18.29	48	14.63	45	13.72	13.72
8 AWG / 10 mm ²	574	175.00	381	116.16	239	72.87	153	46.65	115	35.06	95	28.96	76	23.17	71	21.65	21.65

WIRING DIAGRAMS

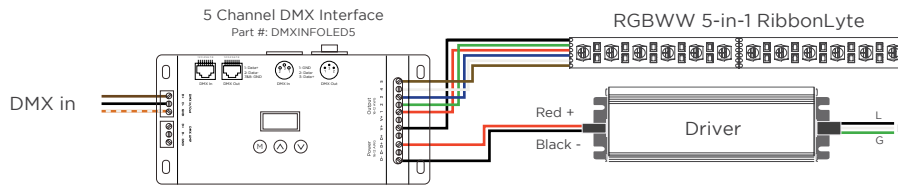
0-10V



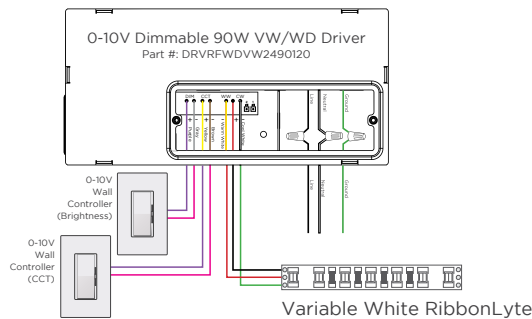
MLV / ELV



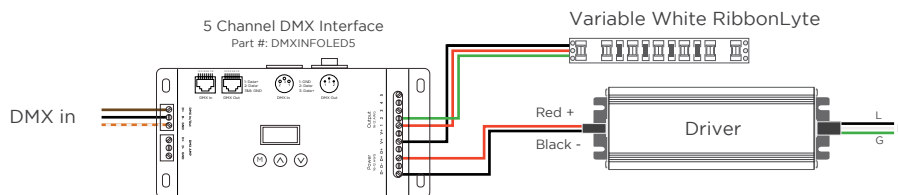
DMX



2-CHANNEL VARIABLE WHITE DIMMING



DMX WIRING DIAGRAM - COMPATIBLE WITH ALL MODELS OF VARIABLE WHITE RIBBONLYTE



WIRE COLORS PER RIBBONLYTE COLOR

STATIC WHITE + STATIC COLOR

Red Wire (+) Positive
Black Wire (-) Negative

RGBW + RGBA

Black Wire (+) Positive
Green Wire (-) goes to Green Channel
Red Wire (-) goes to Red Channel
Blue Wire (-) goes to Blue Channel
White Wire (-) goes to White Channel

RGBWW

Black (+) Positive
Green Wire (-) goes to Green Channel
Red Wire (-) goes to Red Channel
Blue Wire (-) goes to Blue Channel
White Wire (-) goes to White Channel 1
Brown Wire (-) goes to White Channel 2

VARIABLE WHITE

Black Wire (+) Positive
Red Wire (-) goes to Warm White Channel
Green Wire (-) goes to Cool White Channel