

### AR9 CHANNEL FIXTURE

Our AR9 Channel Fixture is a recessed mounted linear fixture designed to work with the new Micro RibbonLyte 1.0, 3.0 & 4.5. AR9's ultra slim width of 0.31 in. (8 mm) can create clean and modern linear designs for retail stores, commercial buildings and residential interiors.

- Available for field assembly or factory assembly
- Beam Angle 110°
- Wattage: 1.0 W/ft (3.3 W/m), 3.0 W/ft (9.84 W/m) or 4.5 W/ft (14.76 W/m)
- Delivered Lumen Range from 1 lm/ft (3 lm/m) to 500 lm/ft (1638 lm/m)
- Assembled in USA

### HOUSING FINISHES



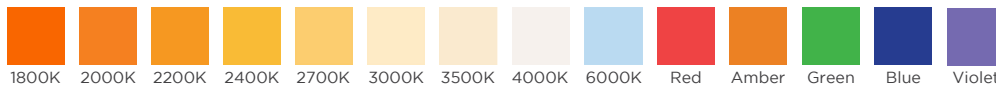
\*Additional fee applies

### AVAILABLE LENS FINISHES



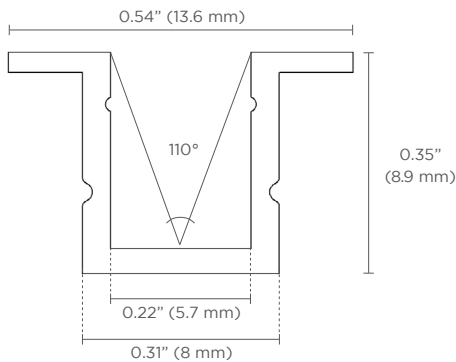
**Milky Lens**  
63% Light Transmission

### AVAILABLE COLORS & COLOR TEMPERATURES



### DIMENSIONS

#### AR9 Channel



**Overall Width:** 0.54 in. (13.6 mm)  
**Recessed Width:** 0.31 in. (8 mm)  
**Height:** 0.35 in. (8.9 mm)  
**Internal Width:** 0.22 in (5.7 mm)

- Note:**
1. This channel does not require mounting clips. Please see our installation guide for instructions.
  2. **Exterior channel applications** should be securely attached to the mounting surface with appropriate screws and/or liquid nails. Acolyte strongly recommends field assembly for exterior applications.

Acolyte does not warrant or represent that the information is free from errors or omission. The information may change without notice and Acolyte is not in any way liable for the accuracy of any information printed and stored or in any way interpreted or used.



**SPECIFICATIONS**

<b>Beam Angle</b>	110°
<b>Lens Type</b>	Milky Lens
<b>Length</b>	Channel is sold by the foot and cut to your exact desired length
<b>Operating Voltage</b>	24V
<b>Dimming</b>	MLV / 0-10 Volt / ELV / DALI / DMX
<b>Operating Temperature</b>	-40° F to 158° F (-40° C to 70° C)
<b>Colors</b>	1800K, 2000K, 2200K, 2400K, 2700K, 3000K, 3500K, 4000K, 6000K, Red, Amber, Green, Blue, Violet (1800K, 2000K, 2200K only available in IP20)
<b>CRI</b>	90+ CRI (Static white only)
<b>Lamp Life</b>	L70 at 50,000 Hours
<b>MacAdam Ellipses (SDCM)</b>	2-Step Binning (For Static White LEDs only)
<b>Certifications</b>	UL Listed UL 2108 Issued: 2004/02/27 Ed: 1 Rev: 2014/02/24 Low Voltage Lighting Systems CSA C22.2#9.0 Issued: 1996/06/01 Ed: 1 (R2011) General Requirements for Luminaries; with Gen. Inst. 1: 1997, Gen Inst. 2: 1998. ROHS compliant

ORDERING GUIDE

**STEP 1** Complete Channel Part Number

CHANNEL	LENS	HOUSING COLOR	
<b>CHAR9</b>	<b>M</b>		
CHAR9 - AR9 Channel Fixture	M - Milky Lens	SV - Silver (default) BK - Black	WH - White
Consult factory for custom colors			

**STEP 2** Complete RibbonLyte Part Number

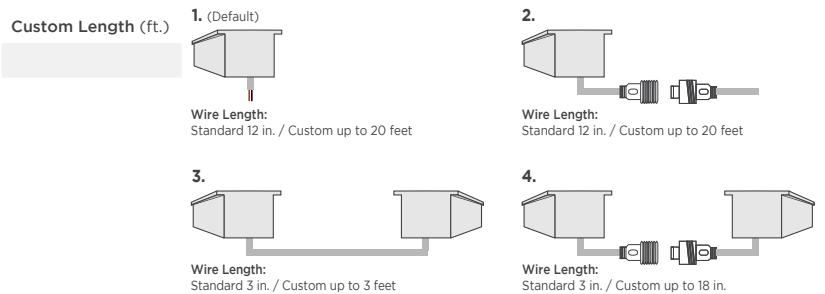
CATEGORY	CRI	RIBBON TYPE & IP RATING	
<b>RB</b>			
RB - RibbonLyte	0 - Static Color, Color Changing 90 - 90+ CRI Static White	SWMC20 - Static White Micro IP20 SWMC65 - Static White Micro IP65	SCMC20 - Static Color Micro IP20 SCMC65 - Static Color Micro IP65

WATTAGE	COLOR
1.0 - 1.0 W/ft (3.3 W/m - Static White, Static Color)	18 - 1800K      R - Red
3.0 - 3.0 W/ft (9.8 W/m - Static White, Static Color)	20 - 2000K      A - Amber
4.5 - 4.5 W/ft (14.8 W/m - Static White, Static Color)	22 - 2200K      G - Green
	24 - 2400K      B - Blue
	27 - 2700K      V - Violet
	30 - 3000K      Z - Undecided**
	35 - 3500K      ** For quotes only. Must be chosen before final order.
	40 - 4000K
	60 - 6000K

**NOTE:** To ensure waterproofing standards are met, IP65 RibbonLyte can NOT be cut in the field.

CONNECTION OPTIONS (See diagrams on the right)

- |                                      |                                    |
|--------------------------------------|------------------------------------|
| 1 - Back Feed Bare Wire Connection   | 3 - Soldered Daisy Chain           |
| 2 - Back Feed with IP67 Male Coupler | 4 - Daisy Chain With IP67 Couplers |

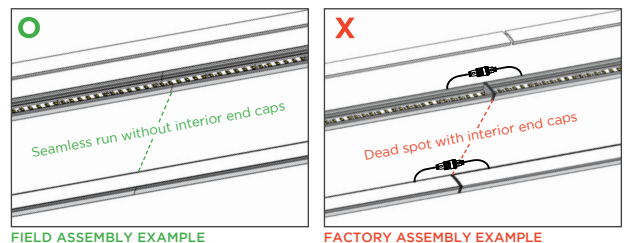


**STEP 3** Complete Assembly Option & Length

ASSEMBLY OPTION	LENGTH (Standard factory assembled length up to 6 ft 6.7 in. / 2 m)
<b>FI</b>	

- FI - Field Assembly
  - FA - Factory Assembly\* (not recommended for exterior applications)
- \* Factory assembled runs exceeding 6 ft 6.7 in. (2 m) will be split into multiple daisy chained fixtures.

**DO NOT BUTT END CAPS AGAINST EACH OTHER WHEN CREATING LONGER FIXTURES**  
Acolyte STRONGLY SUGGESTS field assembly (without using interior end caps) for direct-view fixtures of more than 6 ft 6.7 in. (2 m) in length. Field assembly without interior end caps will eliminate gaps or dead spots that can be caused by butting interior end caps against each other.



RIBBONLYTE SPECIFICATIONS & COMPATIBILITY

Available Wattages	Cuttable Length	LED Pitch	Color Temperature	lm/W without Lens	Delivered Lumens with Milky Lens	Max Length	Compatible with Channel	
							IP20	IP65
1.0 Static White Micro & 1.0 Static Color Micro	1.97 in. (50 mm)	43 LEDs/ft (140 LEDs/m)	2400K	79	49.8 lm/ft (163.3 lm/m)	28 ft (8.5 m)	✓	✓
			2700K	90	56.7 m/ft (186 lm/m)			
			3000K	94	59.2 lm/ft (194 lm/m)			
			3500K	98	61.7 lm/ft (202.5 lm/m)			
			4000K	97	61.1 lm/ft (200.5 lm/m)			
			6000K	93	58.6 lm/ft (192.2 lm/m)			
			Red	27	16.8 lm/ft (55.0 lm/m)			
			Green	78	49.2 lm/ft (161.3 lm/m)			
			Blue	17	10.6 lm/ft (34.9 lm/m)			
			Amber	19	11.8 lm/ft (38.8 lm/m)			
			Violet	1	0.3 lm/ft (1.0 lm/m)			
			3.0 Static White Micro & 3.0 Static Color Micro	1.97 in. (50 mm)	43 LEDs/ft (140 LEDs/m)			
2700K	90	170.1 lm/ft (557.9 lm/m)						
3000K	94	177.7 lm/ft (582.7 lm/m)						
3500K	98	185.2 lm/ft (607.5 lm/m)						
4000K	97	183.3 lm/ft (601.3 lm/m)						
6000K	93	175.8 lm/ft (576.5 lm/m)						
Red	27	50.3 lm/ft (164.9 lm/m)						
Green	78	147.5 lm/ft (483.9 lm/m)						
Blue	17	31.9 lm/ft (104.6 lm/m)						
Amber	19	35.5 lm/ft (116.4 lm/m)						
Violet	1	0.9 lm/ft (2.9529lm/m)						
4.5 Static White Micro & 4.5 Static Color Micro	1.97 in. (50 mm)	43 LEDs/ft (140 LEDs/m)				2400K	80	223.5 lm/ft (733.2 lm/m)
			2700K	88	247.8 lm/ft (812.7 lm/m)			
			3000K	93	259.8 lm/ft (852.2 lm/m)			
			3500K	87	244.7 lm/ft (802.6 lm/m)			
			4000K	97	268.2 lm/ft (879.7 lm/m)			
			6000K	94	263.1 lm/ft (862.9 lm/m)			
			Red	26	73.5 lm/ft ( 241.1 lm/m)			
			Green	83	243.8 lm/ft ( 799.9 lm/m)			
			Blue	17	52.8 lm/ft ( 173.2 lm/m)			
			Amber	17	51.7 lm/ft ( 169.6 lm/m)			
			Violet	1	1.4 lm/ft ( 4.5 lm/m)			

DIODE VISIBILITY CHART (Data below applies to installations with Milky lens only)

	<b>No Visible Diode = N</b>		<b>With Visible Diode = Y</b>
<b>Static White &amp; Static Color Micro RibbonLyte</b>			
<b>1.0</b>	<b>3.0</b>	<b>4.5</b>	
IP20 IP65	IP20 IP65	IP20 IP65	
<b>N</b>	<b>N</b>	<b>N</b>	

AVAILABLE DRIVERS / CONTROLLERS AND DIMMING OPTIONS / WIRE GAUGE CHART

NON-DIMMING ELECTRONIC DRIVERS

ELV & MLV DRIVERS



**30W, 60W, 96W**  
Non-Dimming Electronic  
Class 2 Drivers

- Part No.:
- DRVW2430 (30 Watt)
  - DRVW2460 (60 Watt)
  - DRVW2496 (96 Watt)

Output Voltage: 24 V  
Voltage Range: 120-277 VAC  
IP Rating: Dry or Damp  
UL Listed



**240W, 320W**  
Non-Dimming  
Electronic Drivers

- Part No.:
- DRVW24240 (240 Watt)
  - DRVW24320 (320 Watt)

Output Voltage: 24 V  
Voltage Range: 90-305 VAC  
IP Rating: Dry or Damp  
UL Recognized



**60W, 96W, 150W, 300W**  
ELV/MLV Dimmable Drivers

- Part No.:
- DRVW2460ELVMLV (60 Watt)
  - DRVW2496ELVMLV (96 Watt)
  - DRVW24150ELVMLV (150 Watt)
  - DRVW24300ELVMLV (300 Watt)

Line Voltage Dimmable Drivers  
Output Voltage: 24 V  
Voltage Range: 100-277 VAC  
IP Rating: IP67  
Dimmable  
UL, CE, and CSA Listed

0-10V DRIVERS AND DIMMERS



**0-10V Dimmable Waterproof Drivers**

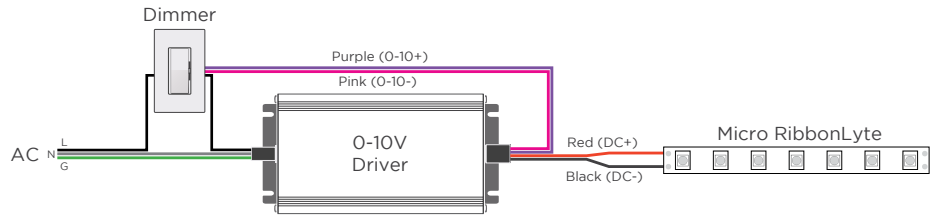
**96W** Part No.: DRVW249610P  
**288W** Part No.: DRVW2428810P  
Output Voltage: 24 V (+/- 0.5V)  
Voltage Range: 100-277 VAC  
Environmental Rating: UL Wet Location  
UL Listed

DRIVER AND RIBBONLYTE AT FULL LOAD

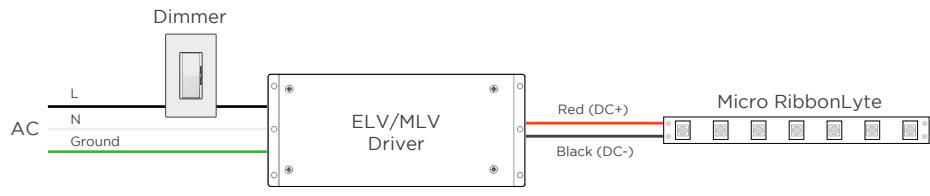
Wattages	30		60		96		150		200		240		300		320	
	Feet	Meters	Feet	Meters	Feet	Meters	Feet	Meters	Feet	Meters	Feet	Meters	Feet	Meters	Feet	Meters
24 AWG / 0.25 mm <sup>2</sup>	14	4.27	9	2.74	5.5	1.68	3.75	1.14	2.75	0.84	2.25	0.69	1.75	0.53	1.75	0.53
22 AWG / 0.34 mm <sup>2</sup>	22	6.71	14	4.27	9	2.74	5.75	1.75	4.5	1.37	3.5	1.07	2.75	0.84	2.75	0.84
20 AWG / 0.5 mm <sup>2</sup>	35	10.67	23	7.01	14	4.27	9	2.74	7	2.13	5.75	1.75	4.5	1.37	4.25	1.30
18 AWG / 0.75 mm <sup>2</sup>	56	17.07	37	11.28	23	7.01	15	4.57	11	3.35	9	2.74	7.5	2.29	7	2.13
16 AWG / 1.5 mm <sup>2</sup>	90	27.44	60	18.29	37	11.28	24	7.32	18	5.49	15	4.57	12	3.66	11	3.35
14 AWG / 2.5 mm <sup>2</sup>	142	43.29	95	28.96	59	17.99	38	11.59	28	8.54	23	7.01	19	5.79	17	5.18
12 AWG / 4 mm <sup>2</sup>	226	68.90	151	46.04	94	28.66	60	18.29	45	13.72	37	11.28	30	9.15	28	8.54
10 AWG / 6 mm <sup>2</sup>	360	109.76	240	73.17	150	45.73	96	29.27	72	21.95	60	18.29	48	14.63	45	13.72
8 AWG / 10 mm <sup>2</sup>	574	175.00	381	116.16	239	72.87	153	46.65	115	35.06	95	28.96	76	23.17	71	21.65

WIRING DIAGRAM

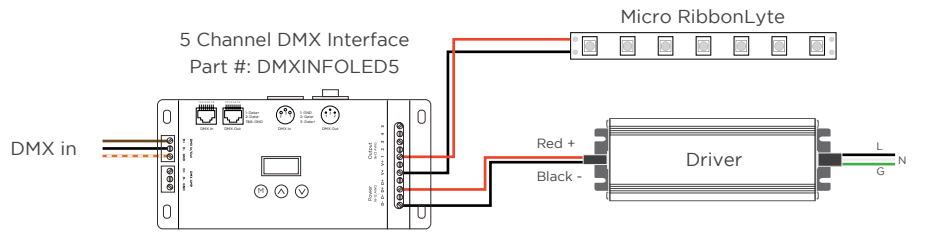
0-10V



MLV / ELV



DMX



WIRE COLORS PER RIBBONLYTE COLOR

- STATIC WHITE + STATIC COLOR MICRO
- Red Wire (+) Positive
- Black Wire (-) Negative