


AS1 CHANNEL FIXTURE

Our AS1 Channel Fixture is a low-profile channel with a 118-degree beam angle that is ideal for a wide, even spread of light that is great for cove and toe kick applications. It can also be used in conjunction with our tiltable stands.

- Available for field assembly or factory assembly
- Beam Angle 118°
- Wattage Range from 0.75 W/ft (2.46 W/m) to 8.8 W/ft (28.9 W/m)
- Static White delivered lumen range from 44.1 lm/ft (144.6 lm/m) up to 729.4 lm/ft (2392.5 lm/m)
- Assembled in USA
- Suitable for use in closets with RibbonLyte (6.0 W/ft and less)



HOUSING FINISHES




*Additional fee applies

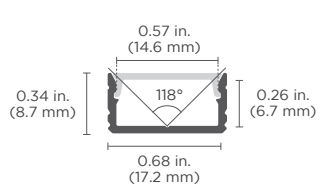
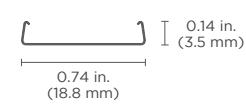
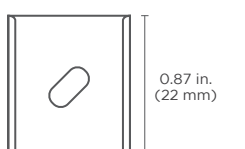
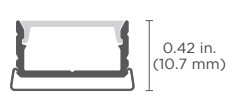
AVAILABLE LENS FINISHES



AVAILABLE COLORS & COLOR TEMPERATURES



DIMENSIONS

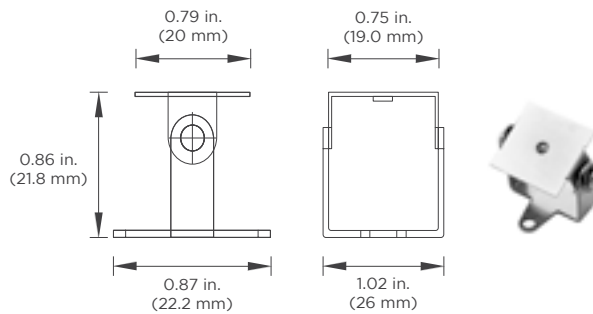
| AS1 Channel | Mounting Clip (included accessory) | | |
|--|--|--|---|
|  <p>Width: 0.68 in. (17.2 mm) Height: 0.34 in. (8.7 mm) Internal Width: 0.57 in. (14.6 mm)</p> | <p>Side View</p>  <p>Width: 0.74 in. (18.8 mm) Length: 0.87 in. (22 mm) Height: 0.14 in. (3.5 mm)</p> | <p>Top View</p>  <p>Length: 0.87 in. (22 mm)</p> | <p>Assembled View</p>  <p>Height: 0.42 in. (10.7 mm)</p> |
| <p>Note:</p> <ol style="list-style-type: none"> 1. Magnetic mounting option available (see page 2) 2. Exterior channel applications should be securely attached to the mounting surface with appropriate screws and/or liquid nails. Acolyte strongly recommends field assembly for exterior applications. Use mounting clips for interior applications only. | | | |

SPECIFICATIONS

| | |
|--------------------------------|--|
| Beam Angle | 118° |
| Lens Type | Clear Lens, Frosted Lens, Milky Lens |
| Length | Channel is sold by the foot and cut to your exact desired length. Required amount of mounting clips included. |
| Operating Voltage | 24V |
| Dimming | MLV / 0-10 Volt / Lutron Hi-Lume 1% dimming LED drivers / Lutron VIVE code compliance available / ELV / DALI / DMX |
| Operating Temperature | -40° F to 158° F (-40° C to 70° C) |
| Colors | 1800K, 2000K, 2200K, 2400K, 2700K, 3000K, 3500K, 4000K, 6000K, Red, Amber, Green, Blue, RGBW, RGBWW, RGBA, VW, Warm Dim (1800K, 2000K, 2200K only available in IP20) |
| CRI | 90+ CRI (Static white only) |
| Lamp Life | L70 at 50,000 Hours |
| MacAdam Ellipses (SDCM) | 2-Step Binning (For Static White LEDs only) |
| Certifications | UL Listed UL 2108 Issued: 2004/02/27 Ed: 1 Rev: 2014/02/24 Low Voltage Lighting Systems CSA C22.2#9.0 Issued: 1996/06/01 Ed: 1 (R2011) General Requirements for Luminaries; with Gen. Inst. 1: 1997, Gen Inst. 2: 1998. ROHS compliant |

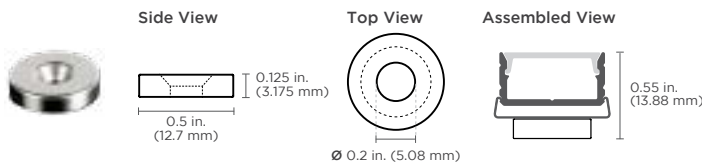
ACCESSORIES

Tilttable Stand (Part # TILTSTANDST)



Assembled Height with Channel: 1.28 in. (32.5 mm)

Magnetic Mount (Part #: CHMAGO.5)



Features:

- High-energy neodymium magnets come attached to mounting clips with countersink hex nuts
- Create easy-mount magnetic channels with minimal surface gaps; no tools or drilling necessary
- Magnets rated for 8 lbs. of pull force with static load

Applications:

- Industrial lighting retrofits for troffers and other metal fixtures
- Metal retail shelf lighting
- Temporary light fixture installations

ORDERING GUIDE

STEP 1 Complete Channel Part Number

| CHANNEL | LENS | HOUSING COLOR |
|---------------------|---|--|
| CHAS1 | | |
| CHAS1 - AS1 Channel | C - Clear Lens* F - Frosted Lens M - Milky Lens * Clear lens is the default option if not specified. | SV - Silver (default) BK - Black WH - White Consult factory for custom colors |

STEP 2 Complete RibbonLyte Part Number

| CATEGORY | CRI | RIBBON TYPE & IP RATING | | |
|-----------------|---|---|--|--|
| RB | | | | |
| RB - RibbonLyte | 0 - Static Color, Color Changing 90 - 90+ CRI Static White | SWS220 - Static White Series 2 IP20 SWS265 - Static White Series 2 IP65 SCS220 - Static Color Series 2 IP20 SCS265 - Static Color Series 2 IP65 RGBWW20 - RGBWW 5-in-1 IP20 | RGBWS220 - RGBW Series 2 IP20 RGBWS265 - RGBW Series 2 IP65 RGBWA20 - RGBW/A IP20 RGBWA65 - RGBW/A IP65 | VWS220 - VW Series 2 IP20 VWS265 - VW Series 2 IP65 WD20 - Warm Dim IP20 WD65 - Warm Dim IP65 |

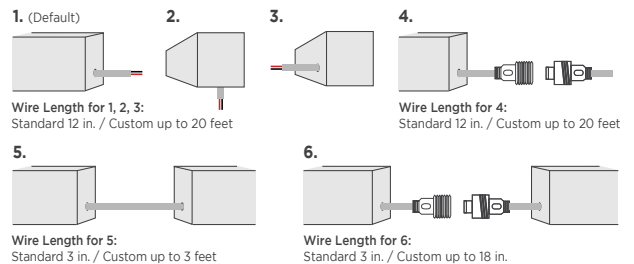
NOTE: To ensure waterproofing standards are met, IP65 RibbonLyte can NOT be cut in the field.

| WATTAGE | COLOR |
|---|--|
| 0.75 - 0.75 W/ft (2.46 W/m - Static White, Static Color) | 18 - 1800K 20 - 2000K 22 - 2200K 24 - 2400K 27 - 2700K 30 - 3000K 35 - 3500K 40 - 4000K 60 - 6000K R - Red A - Amber G - Green B - Blue |
| 1.0 - 1.0 W/ft (3.3 W/m - Variable White) | RGB27 - Red, Green, Blue + 2700K RGB30 - Red, Green, Blue + 3000K RGB40 - Red, Green, Blue + 4000K RGB60 - Red, Green, Blue + 6000K RGB2465 - Red, Green, Blue + 2400K + 6500K RGBA - Red, Green, Blue + Amber VW - Variable White 2920 - Warm Dim 2900K-2000K (IP20) 2721 - Warm Dim 2700K - 2100K (IP65+IP68) Z - Undecided** |
| 1.5 - 1.5 W/ft (4.9 W/m - Static White, Static Color) | ** For quotes only. Must be chosen before final order. |
| 2.2 - 2.2 W/ft (7.2 W/m - Static White, Static Color) | |
| 3.0 - 3.0 W/ft (9.8 W/m - Static White, Static Color, Variable White) | |
| 4.4 - 4.4 W/ft (14.4 W/m - Static White, Static Color, RGBW, RGBWW, RGBA) | |
| 5.0 - 5.0 W/ft (16.4 W/m - Static White, Static Color) | |
| 5.2 - 5.2 W/ft (17.1 W/m - Warm Dim) | |
| 5.5 - 5.5 W/ft (18.0 W/m - RGBW, RGBA) | |
| 6.0 - 6.0 W/ft (19.7 W/m - Static White, Static Color, Variable White) | |
| 8.8 - 8.8 W/ft (28.9 W/m - RGBW, RGBWW) | |

CONNECTION OPTIONS (See diagrams on the right)

- 1 - End Feed Bare Wire Connection
- 2 - Back Feed Bare Wire Connection
- 3 - Side Feed Bare Wire Connection
- 4 - End Feed with IP67 Male Coupler
- 5 - Soldered Daisy Chain
- 6 - Daisy Chain With IP67 Couplers

Custom Length (ft.)



STEP 3 Complete Assembly Option & Length

| ASSEMBLY OPTION | LENGTH (Standard factory assembled length up to 78 in. / 2 m) |
|------------------------|---|
| FI - Field Assembly | |
| FA - Factory Assembly* | * Factory assembly is not recommended for exterior applications |

STEP 4 Add Accessories

| ACCESSORIES |
|-------------------------------|
| TILTSTANDST - Tilttable Stand |
| CHMAG0.5 - Magnetic Mount |

RIBBONLYTE SPECIFICATIONS & COMPATIBILITY

| Available Wattages | Cutttable Length | LED Pitch | Color Temp. | lm/W without Lens | Delivered Lumens with Clear Lens | Delivered Lumens with Frosted Lens | Delivered Lumens with Milky Lens | Max Length | Compatible with Channel | | |
|----------------------------|-------------------|---------------------------|---------------------------|---------------------------|----------------------------------|------------------------------------|----------------------------------|--|-------------------------|------|------|
| | | | | | | | | | IP20 | IP65 | IP68 |
| 0.75 Static White Series 2 | 1.97 in. (50 mm) | 48 LEDs/ft (160 LEDs/m) | 1800K | 84 | 58 lm/ft (190.3 lm/m) | 53.6 lm/ft (175.8 lm/m) | 44.1 lm/ft (144.6 lm/m) | IP20: 49 ft (15 m) IP65: 32.8 ft (10 m) | ✓ | ✓ | |
| | | | 2000K | 99 | 68.3 lm/ft (224 lm/m) | 63.1 lm/ft (207 lm/m) | 52 lm/ft (170.6 lm/m) | | | | |
| | | | 2200K | 109 | 75.2 lm/ft (246.7 lm/m) | 69.5 lm/ft (228 lm/m) | 57.2 lm/ft (187.6 lm/m) | | | | |
| | | | 2400K | 113 | 78 lm/ft (255.8 lm/m) | 72.0 lm/ft (236.2 lm/m) | 59.3 lm/ft (194.5 lm/m) | | | | |
| | | | 2700K | 123 | 84.9 lm/ft (278.5 lm/m) | 78.4 lm/ft (257.2 lm/m) | 64.6 lm/ft (211.9 lm/m) | | | | |
| | | | 3000K | 123 | 84.9 lm/ft (278.5 lm/m) | 78.4 lm/ft (257.2 lm/m) | 64.6 lm/ft (211.9 lm/m) | | | | |
| | | | 3500K | 130 | 89.7 lm/ft (294.2 lm/m) | 82.9 lm/ft (272 lm/m) | 68.3 lm/ft (224 lm/m) | | | | |
| | | | 4000K | 134 | 92.5 lm/ft (303.4 lm/m) | 85.4 lm/ft (280.1 lm/m) | 70.4 lm/ft (230.9 lm/m) | | | | |
| 6000K | 131 | 90.4 lm/ft (296.5 lm/m) | 83.5 lm/ft (273.9 lm/m) | 68.8 lm/ft (225.7 lm/m) | | | | | | | |
| 1.5 Static White Series 2 | 1.97 in. (50 mm) | 48 LEDs/ft (160 LEDs/m) | 1800K | 84 | 115.9 lm/ft (380.2 lm/m) | 107.1 lm/ft (351.3 lm/m) | 88.2 lm/ft (289.3 lm/m) | IP20: 49 ft (15 m) IP65: 32.8 ft (10 m) | ✓ | ✓ | |
| | | | 2000K | 98 | 135.2 lm/ft (443.5 lm/m) | 125 lm/ft (410 lm/m) | 102.9 lm/ft (337.5 lm/m) | | | | |
| | | | 2200K | 109 | 150.4 lm/ft (493.3 lm/m) | 139 lm/ft (455.9 lm/m) | 114.5 lm/ft (375.6 lm/m) | | | | |
| | | | 2400K | 113 | 155.9 lm/ft (511.4 lm/m) | 144.1 lm/ft (472.6 lm/m) | 118.7 lm/ft (389.3 lm/m) | | | | |
| | | | 2700K | 123 | 169.7 lm/ft (556.6 lm/m) | 156.8 lm/ft (514.3 lm/m) | 129.2 lm/ft (423.8 lm/m) | | | | |
| | | | 3000K | 123 | 169.7 lm/ft (556.6 lm/m) | 156.8 lm/ft (514.3 lm/m) | 129.2 lm/ft (423.8 lm/m) | | | | |
| | | | 3500K | 129 | 178 lm/ft (583.8 lm/m) | 164.5 lm/ft (539.6 lm/m) | 135.5 lm/ft (444.4 lm/m) | | | | |
| | | | 4000K | 134 | 184.9 lm/ft (606.5 lm/m) | 170.9 lm/ft (560.6 lm/m) | 140.7 lm/ft (461.5 lm/m) | | | | |
| 6000K | 131 | 180.8 lm/ft (593 lm/m) | 167 lm/ft (547.8 lm/m) | 137.6 lm/ft (451.3 lm/m) | | | | | | | |
| 2.2 Static White Series 2 | 1.97 in. (50 mm) | 48 LEDs/ft (160 LEDs/m) | 1800K | 83 | 168 lm/ft (551 lm/m) | 155.2 lm/ft (509.1 lm/m) | 127.8 lm/ft (419.2 lm/m) | IP20: 42 ft (12.8 m) IP65: 32.8 ft (10 m) | ✓ | ✓ | |
| | | | 2000K | 96 | 194.3 lm/ft (637.3 lm/m) | 179.5 lm/ft (588.8 lm/m) | 147.8 lm/ft (484.8 lm/m) | | | | |
| | | | 2200K | 106 | 214.5 lm/ft (703.6 lm/m) | 198.2 lm/ft (650.1 lm/m) | 163.2 lm/ft (535.3 lm/m) | | | | |
| | | | 2400K | 111 | 224.7 lm/ft (737 lm/m) | 207.6 lm/ft (680.9 lm/m) | 170.9 lm/ft (560.6 lm/m) | | | | |
| | | | 2700K | 120 | 242.9 lm/ft (796.7 lm/m) | 224.4 lm/ft (736 lm/m) | 184.8 lm/ft (606.1 lm/m) | | | | |
| | | | 3000K | 122 | 246.9 lm/ft (809.8 lm/m) | 228.1 lm/ft (748.2 lm/m) | 187.9 lm/ft (616.3 lm/m) | | | | |
| | | | 3500K | 127 | 257 lm/ft (843 lm/m) | 237.5 lm/ft (779 lm/m) | 195.6 lm/ft (641.6 lm/m) | | | | |
| | | | 4000K | 133 | 269.2 lm/ft (883 lm/m) | 248.7 lm/ft (779 lm/m) | 204.8 lm/ft (671.7 lm/m) | | | | |
| 6000K | 128 | 259.1 lm/ft (849.8 lm/m) | 239.4 lm/ft (785.2 lm/m) | 197.1 lm/ft (646.5 lm/m) | | | | | | | |
| 3.0 Static White Series 2 | 1.97 in. (50 mm) | 48 LEDs/ft (160 LEDs/m) | 2400K | 109.8 | 303.1 lm/ft (994.1 lm/m) | 280.1 lm/ft (918.6 lm/m) | 230.6 lm/ft (756.5 lm/m) | IP20: 36 ft (11 m) IP65: 32.8 ft (10 m) | ✓ | ✓ | |
| | | | 2700K | 122.9 | 339.6 lm/ft (1114 lm/m) | 313.5 lm/ft (1028.1 lm/m) | 258.1 lm/ft (846.7 lm/m) | | | | |
| | | | 3000K | 130 | 359.1 lm/ft (1177.9 lm/m) | 331.4 lm/ft (1087.1 lm/m) | 273 lm/ft (895.3 lm/m) | | | | |
| | | | 3500K | 133 | 367.5 lm/ft (1205.3 lm/m) | 339.2 lm/ft (1112.4 lm/m) | 279.3 lm/ft (916.1 lm/m) | | | | |
| | | | 4000K | 133 | 367.5 lm/ft (1205.3 lm/m) | 339.2 lm/ft (1112.4 lm/m) | 279.3 lm/ft (916.1 lm/m) | | | | |
| 6000K | 127 | 350.8 lm/ft (1150.5 lm/m) | 323.7 lm/ft (1061.8 lm/m) | 266.6 lm/ft (874.5 lm/m) | | | | | | | |
| 4.4 Static White Series 2 | 1.97 in. (50 mm) | 48 LEDs/ft (160 LEDs/m) | 2400K | 109 | 441.2 lm/ft (1447 lm/m) | 407.7 lm/ft (1337.1 lm/m) | 335.7 lm/ft (1101.2 lm/m) | 28 ft 4 in. (8.64 m) | ✓ | ✓ | |
| | | | 2700K | 124 | 494.4 lm/ft (1621.6 lm/m) | 456.3 lm/ft (1496.6 lm/m) | 375.8 lm/ft (1232.5 lm/m) | | | | |
| | | | 3000K | 131 | 522.8 lm/ft (1714.7 lm/m) | 482.5 lm/ft (1582.5 lm/m) | 397.3 lm/ft (1303.2 lm/m) | | | | |
| | | | 3500K | 133 | 534.9 lm/ft (1754.5 lm/m) | 493.7 lm/ft (1619.3 lm/m) | 406.6 lm/ft (1333.5 lm/m) | | | | |
| | | | 4000K | 133 | 534.9 lm/ft (1754.5 lm/m) | 493.7 lm/ft (1619.3 lm/m) | 406.6 lm/ft (1333.5 lm/m) | | | | |
| 6000K | 128 | 510.6 lm/ft (1674.8 lm/m) | 471.2 lm/ft (1545.7 lm/m) | 388.1 lm/ft (1272.9 lm/m) | | | | | | | |
| 5.0 Static White Series 2 | 1.4 in. (35.7 mm) | 68 LEDs/ft (224 LEDs/m) | 2400K | 110 | 505.1 lm/ft (1656.8 lm/m) | 466.8 lm/ft (1531 lm/m) | 384.4 lm/ft (1260.8 lm/m) | IP20: 33 ft 4 in. (10.1 m) IP65: 32.8 ft (10 m) | ✓ | ✓ | |
| | | | 2700K | 124 | 566.1 lm/ft (1856.7 lm/m) | 522.4 lm/ft (1713.6 lm/m) | 430.2 lm/ft (1411.2 lm/m) | | | | |
| | | | 3000K | 134 | 598.5 lm/ft (1963.2 lm/m) | 552.4 lm/ft (1811.9 lm/m) | 454.9 lm/ft (1492.1 lm/m) | | | | |
| | | | 3500K | 135 | 612.5 lm/ft (2008.9 lm/m) | 565.3 lm/ft (1854 lm/m) | 465.5 lm/ft (1526.8 lm/m) | | | | |
| | | | 4000K | 134 | 612.5 lm/ft (2008.9 lm/m) | 565.3 lm/ft (1854 lm/m) | 465.5 lm/ft (1526.8 lm/m) | | | | |
| 6000K | 130 | 584.6 lm/ft (1917.6 lm/m) | 539.6 lm/ft (1769.7 lm/m) | 444.3 lm/ft (1457.4 lm/m) | | | | | | | |

RIBBONLYTE SPECIFICATIONS & COMPATIBILITY

| Available Wattages | Cuttable Length | LED Pitch | Color Temp. | lm/W without Lens | Delivered Lumens with Clear Lens | Delivered Lumens with Frosted Lens | Delivered Lumens with Milky Lens | Max Length | Compatible with Channel | | |
|-----------------------------|-------------------|-------------------------|---------------|-------------------|----------------------------------|------------------------------------|----------------------------------|--|-------------------------|------|------|
| | | | | | | | | | IP20 | IP65 | IP68 |
| 6.0 Static White Series 2 | 1.4 in. (35.7 mm) | 68 LEDs/ft (224 LEDs/m) | 2400K | 109 | 601.6 lm/ft (1973.2 lm/m) | 555.9 lm/ft (1823.4 lm/m) | 457.8 lm/ft (1501.6 lm/m) | 28 ft (8.5 m) | ✓ | ✓ | |
| | | | 2700K | 122 | 674.2 lm/ft (2211.3 lm/m) | 622.2 lm/ft (2040.8 lm/m) | 512.4 lm/ft (1680.7 lm/m) | | | | |
| | | | 3000K | 129 | 712.9 lm/ft (2338.2 lm/m) | 657.9 lm/ft (2157.9 lm/m) | 541.8 lm/ft (1777.1 lm/m) | | | | |
| | | | 3500K | 132 | 729.4 lm/ft (2392.5 lm/m) | 673.2 lm/ft (2208.1 lm/m) | 554.4 lm/ft (1818.4 lm/m) | | | | |
| | | | 4000K | 132 | 612.5 lm/ft (2008.9 lm/m) | 673.2 lm/ft (2208.1 lm/m) | 554.4 lm/ft (1818.4 lm/m) | | | | |
| | | | 6000K | 126 | 696.3 lm/ft (2283.8 lm/m) | 642.6 lm/ft (2107.7 lm/m) | 529.2 lm/ft (1735.8 lm/m) | | | | |
| 0.75 Static Color Series 2 | 1.97 in. (50 mm) | 48 LEDs/ft (160 LEDs/m) | Red | 41 | 28 lm/ft (93 lm/m) | 26 lm/ft (86 lm/m) | 22 lm/ft (70.6 lm/m) | IP20: 49 ft (15 m) IP65: 32.8 ft (10 m) | ✓ | ✓ | |
| | | | Green | 175 | 121 lm/ft (396 lm/m) | 112 lm/ft (366 lm/m) | 92 lm/ft (301.4 lm/m) | | | | |
| | | | Blue | 19 | 13 lm/ft (43 lm/m) | 12 lm/ft (40 lm/m) | 10 lm/ft (32.7 lm/m) | | | | |
| | | | Amber | 34 | 23 lm/ft (77 lm/m) | 22 lm/ft (71 lm/m) | 18 lm/ft (58.6 lm/m) | | | | |
| 1.5 Static Color Series 2 | 1.97 in. (50 mm) | 48 LEDs/ft (160 LEDs/m) | Red | 42 | 58 lm/ft (190 lm/m) | 54 lm/ft (176 lm/m) | 44 lm/ft (144.7 lm/m) | IP20: 49 ft (15 m) IP65: 32.8 ft (10 m) | ✓ | ✓ | |
| | | | Green | 160 | 221 lm/ft (724 lm/m) | 204 lm/ft (669 lm/m) | 168 lm/ft (551.1 lm/m) | | | | |
| | | | Blue | 18 | 25 lm/ft (81 lm/m) | 23 lm/ft (75 lm/m) | 19 lm/ft (62 lm/m) | | | | |
| | | | Amber | 33 | 47 lm/ft (154 lm/m) | 43 lm/ft (142 lm/m) | 36 lm/ft (117.1 lm/m) | | | | |
| 2.2 Static Color Series 2 | 1.97 in. (50 mm) | 48 LEDs/ft (160 LEDs/m) | Red | 42 | 85 lm/ft (279 lm/m) | 79 lm/ft (258 lm/m) | 65 lm/ft (212.2 lm/m) | IP20: 42 ft (12.8 m) IP65: 32.8 ft (10 m) | ✓ | ✓ | |
| | | | Green | 145 | 293 lm/ft (963 lm/m) | 271 lm/ft (889 lm/m) | 223 lm/ft (732.4 lm/m) | | | | |
| | | | Blue | 18 | 36 lm/ft (119 lm/m) | 34 lm/ft (110 lm/m) | 28 lm/ft (90.9 lm/m) | | | | |
| | | | Amber | 33 | 67 lm/ft (219 lm/m) | 62 lm/ft (202 lm/m) | 51 lm/ft (166.7 lm/m) | | | | |
| 3.0 Static Color Series 2 | 1.97 in. (50 mm) | 48 LEDs/ft (160 LEDs/m) | Red | 40 | 110.4 lm/ft (362.1 lm/m) | 102.0 lm/ft (334.6 lm/m) | 84.0 lm/ft (275.52 lm/m) | 32.8 ft (10 m) | ✓ | ✓ | |
| | | | Green | 127 | 350.9 lm/ft (1151.0 lm/m) | 323.9 lm/ft (1062.2 lm/m) | 266.7 lm/ft (874.776 lm/m) | | | | |
| | | | Blue | 25 | 69.1 lm/ft (226.6 lm/m) | 63.8 lm/ft (209.1 lm/m) | 52.5 lm/ft (172.2 lm/m) | | | | |
| | | | Amber | 29 | 80.1 lm/ft (262.8 lm/m) | 74.0 lm/ft (242.6 lm/m) | 60.9 lm/ft (199.752 lm/m) | | | | |
| 4.4 Static Color Series 2 | 1.97 in. (50 mm) | 48 LEDs/ft (160 LEDs/m) | Red | 38 | 153.8 lm/ft (504.5 lm/m) | 142.1 lm/ft (466.2 lm/m) | 117.0 lm/ft (383.8912 lm/m) | 29 ft (8.8 m) | ✓ | ✓ | |
| | | | Green | 117 | 474.1 lm/ft (1555.1 lm/m) | 437.6 lm/ft (1435.3 lm/m) | 360.4 lm/ft (1181.981 lm/m) | | | | |
| | | | Blue | 24 | 97.3 lm/ft (319.0 lm/m) | 89.8 lm/ft (294.4 lm/m) | 73.9 lm/ft (242.4576 lm/m) | | | | |
| | | | Amber | 25 | 101.3 lm/ft (332.2 lm/m) | 93.5 lm/ft (306.7 lm/m) | 77.0 lm/ft (252.56 lm/m) | | | | |
| 5.0 Static Color Series 2 | 1.4 in. (35.7 mm) | 68 LEDs/ft (224 LEDs/m) | Red | 37 | 170.2 lm/ft (558.2 lm/m) | 157.3 lm/ft (515.8 lm/m) | 129.5 lm/ft (424.76 lm/m) | 30 ft (9.14 m) | ✓ | ✓ | |
| | | | Green | 116 | 534.2 lm/ft (1752.1 lm/m) | 493.0 lm/ft (1617.0 lm/m) | 406.0 lm/ft (1331.68 lm/m) | | | | |
| | | | Blue | 24 | 110.5 lm/ft (362.5 lm/m) | 102.0 lm/ft (334.6 lm/m) | 84.0 lm/ft (275.52 lm/m) | | | | |
| | | | Amber | 26 | 119.7 lm/ft (392.7 lm/m) | 110.5 lm/ft (362.4 lm/m) | 91.0 lm/ft (298.48 lm/m) | | | | |
| 6.0 Static Color Series 2 | 1.4 in. (35.7 mm) | 68 LEDs/ft (224 LEDs/m) | Red | 37 | 204.2 lm/ft (669.8 lm/m) | 188.7 lm/ft (618.9 lm/m) | 155.4 lm/ft (509.712 lm/m) | 28 ft (8.5 m) | ✓ | ✓ | |
| | | | Green | 113 | 624.4 lm/ft (2048.2 lm/m) | 576.3 lm/ft (1890.3 lm/m) | 474.6 lm/ft (1556.688 lm/m) | | | | |
| | | | Blue | 23 | 127.1 lm/ft (416.9 lm/m) | 117.3 lm/ft (384.8 lm/m) | 96.6 lm/ft (316.9 lm/m) | | | | |
| | | | Amber | 24 | 132.6 lm/ft (435.0 lm/m) | 122.4 lm/ft (401.6 lm/m) | 100.8 lm/ft (330.7 lm/m) | | | | |
| 1.0 Variable White Series 2 | 1.97 in. (50 mm) | 42 LEDs/ft (140 LEDs/m) | 2000K + 6500K | 85 | 78.2 lm/ft (257 lm/m) | 72.3 lm/ft (237 lm/m) | 60 lm/ft (200 lm/m) | 32.8 ft (10 m) | ✓ | ✓ | |
| 3.0 Variable White Series 2 | 1.97 in. (50 mm) | 42 LEDs/ft (140 LEDs/m) | 2000K + 6500K | 80 | 220.8 lm/ft (725 lm/m) | 205.0 lm/ft (670 lm/m) | 168.0 lm/ft (551.2 lm/m) | 32.8 ft (10 m) | ✓ | ✓ | |
| 6.0 Variable White Series 2 | 1.97 in. (50 mm) | 42 LEDs/ft (140 LEDs/m) | 2000K + 6500K | 75 | 415 lm/ft (1,362 lm/m) | 382.5 lm/ft (1255 lm/m) | 315.0 lm/ft (1033.5 lm/m) | 32.8 ft (10 m) | ✓ | ✓ | |

RIBBONLYTE SPECIFICATIONS & COMPATIBILITY

| Available Wattages | Cuttable Length | LED Pitch | Color Temp. | lm/W without Lens | Delivered Lumens with Clear Lens | Delivered Lumens with Frosted Lens | Delivered Lumens with Milky Lens | Max Length | Compatible with Channel | | |
|--------------------|---------------------|-------------------------|-------------|-------------------|---|--|---|--|-------------------------|------|------|
| | | | | | | | | | IP20 | IP65 | IP68 |
| 4.4 RGBW Series 2 | 1.97 in. (50 mm) | 36 LEDs/ft (120 LEDs/m) | RGBW | 45 | 188.1 lm/ft (617.2 lm/m) All LEDs at 100% | 168.3 lm/ft (552.2 lm/m) All LEDs at 100% | 148.5 lm/ft (487.2 lm/m) All LEDs at 100% | 19 ft 8 in. (6 m) | ✓ | N/A | N/A |
| 5.5 RGBW Series 2 | 1.97 in. (50 mm) | 36 LEDs/ft (120 LEDs/m) | RGBW | 59 | 308.8 lm/ft (1013.0 lm/m) All LEDs at 100% | 275.8 lm/ft (904.9 lm/m) All LEDs at 100% | 243.3 lm/ft (798.5 lm/m) All LEDs at 100% | IP65: 16 ft 4 in. (5 m) IP68: 19 ft 7.9 in. (6 m) | N/A | ✓ | |
| 8.8 RGBW Series 2 | 1.97 in. (50 mm) | 36 LEDs/ft (120 LEDs/m) | RGBW | 61 | 510.2 lm/ft (1673.8 lm/m) All LEDs at 100% | 456.3 lm/ft (1497.1 lm/m) All LEDs at 100% | 402.6 lm/ft (1320.9 lm/m) All LEDs at 100% | 16 ft 4 in. (5 m) | ✓ | N/A | N/A |
| 4.4 RGBW | 6.55 in. (166.4 mm) | 18 LEDs/ft (60 LEDs/m) | RGBW | 65 | 263.1 lm/ft (863 lm/m) All LEDs at 100% | 243.95 lm/ft (799.85 lm/m) All LEDs at 100% | 200.9 lm/ft (658.7 lm/m) All LEDs at 100% | 19 ft 7.9 in. (6 m) | ✓ | ✓ | |
| 4.4 RGBA | 6.55 in. (166.4 mm) | 18 LEDs/ft (60 LEDs/m) | RGBA | 33 | 133.6 lm/ft (438.1 lm/m) All LEDs at 100% | 243.95 lm/ft (799.85 lm/m) All LEDs at 100% | 200.9 lm/ft (658.7 lm/m) All LEDs at 100% | 19 ft 7.9 in. (6 m) | ✓ | ✓ | |
| 5.5 4-in-1 RGBW | 3.94 in. (100 mm) | 18 LEDs/ft (60 LEDs/m) | RGBW | 51 | 305 lm/ft (1000.3 lm/m) All LEDs at 100% | 237.15 lm/ft (777.75 lm/m) All LEDs at 100% | 195.3 lm/ft (640.5 lm/m) All LEDs at 100% | 19 ft 7.9 in. (6 m) | ✓ | ✓ | |
| 5.5 4-in-1 RGBA | 3.94 in. (100 mm) | 18 LEDs/ft (60 LEDs/m) | RGBA | 27 | 161.5 lm/ft (529.6 lm/m) All LEDs at 100% | 237.15 lm/ft (777.75 lm/m) All LEDs at 100% | 195.3 lm/ft (640.5 lm/m) All LEDs at 100% | 19 ft 7.9 in. (6 m) | ✓ | ✓ | |
| 4.4 5-in-1 RGBWW | 2.46 in. (62.5 mm) | 29 LED/ft (96 LED/m) | RGBWW | 59 | 241.4 lm/ft (792.1 lm/m) All LEDs at 100% | 220.7 lm/ft (724.0 lm/m) All LEDs at 100% | 194.7 lm/ft (638.8 lm/m) All LEDs at 100% | 16 ft 4 in (5 m) | ✓ | N/A | N/A |
| 8.8 5-in-1 RGBWW | 2.46 in. (62.5 mm) | 29 LED/ft (96 LED/m) | RGBWW | 50 | 409.2 lm/ft (1342.6 lm/m) All LEDs at 100% | 374.0 lm/ft (1227.1 lm/m) All LEDs at 100% | 330.0 lm/ft (1082.7 lm/m) All LEDs at 100% | 11 ft 6 in (3.5 m) | ✓ | N/A | N/A |
| 5.2 Warm Dim | 3.94 in. (100 mm) | 36 LEDs/ft (120 LEDs/m) | WARM DIM | 55 | 263.1 lm/ft (863 lm/m) | 244.8 lm/ft (803.25 lm/m) | 201.6 lm/ft (661.5 lm/m) | 16 ft 4 in. (5 m) | ✓ | ✓ | |

DIODE VISIBILITY CHART (Data below applies to installations with Milky lens only)

|  | |  | | | | | | | | | | |
|---|--------------|--|-------------------|-------------------|--------------|--------------|--------------|------------------|------------------|--------------|----------------|--|
| Static White & Static Color RibbonLyte | | Color Changing RibbonLyte | | | | | | | | | | |
| 0.75/1.5/2.2/3.0/4.4 | 5.0/6.0 | 4.4 RGBW Series 2 | 5.5 RGBW Series 2 | 8.8 RGBW Series 2 | 4.4 RGBW/A | 5.5 RGBW/A | 8.8 RGBW | 4.4 5-in-1 RGBWW | 8.8 5-in-1 RGBWW | Warm Dim | Variable White | |
| IP20 IP65 | IP20 IP65 | IP20 | IP65 | IP20 | IP20 IP65 | IP20 IP65 | IP20 IP65 | IP20 | IP20 | IP20 IP65 | IP20 IP65 | |
| Y | N | Y | Y | Y | Y | Y | Y | Y | Y | Y | Y | |

AVAILABLE DRIVERS

NON-DIMMING ELECTRONIC DRIVERS



**30W, 60W, 96W
Non-Dimming Electronic
Class 2 Drivers**

Part No.:

- DRVW2430 (30 Watt)
- DRVW2460 (60 Watt)
- DRVW2496 (96 Watt)

Output Voltage: 24 V
Voltage Range: 120-277 VAC
IP Rating: Dry or Damp
UL Listed



**240W, 320W
Non-Dimming
Electronic Drivers**

Part No.:

- DRVW24240 (240 Watt)
- DRVW24320 (320 Watt)

Output Voltage: 24 V
Voltage Range: 90-305 VAC
IP Rating: Dry or Damp
UL Recognized

ELV & MLV DRIVERS WITH COMPATIBLE DIMMERS



**60W, 96W, 150W, 300W
ELV/MLV Dimmable Drivers**

Part No.:

- DRVW2460ELVMLV (60 Watt)
- DRVW2496ELVMLV (96 Watt)
- DRVW24150ELVMLV (150 Watt)
- DRVW24300ELVMLV (300 Watt)

Line Voltage Dimmable Drivers
Output Voltage: 24 V
Voltage Range: 100-277 VAC
IP Rating: IP67
Dimmable
UL, CE, and CSA Listed



LUTRON Skylark Contour Dimmer

Part No.: TRIDIMSKY

Width: 2.94 in (75 mm)
Length: 4.69 in (120 mm)
Depth: 0.30 in (7.6 mm)

- Single pole and 3-way versions
- Compatible with Acolyte MLV drivers
- Slide adjusts brightness and On/Off control
- 30 mA max control current
- Available in white finish



LUTRON NOVA-T Dimmer

Part No.: TRIDIMNOVA

Width: 2.75 in (70 mm)
Length: 4.56 in (116 mm)
Depth: 0.30 in (7.6 mm)

- Slide adjusts brightness and On/Off control
- 30 mA max control current
- Available in white finish



LUTRON DIVA Dimmer

Part No.: TRIDIMDIVA

(With Locator Light) TRIDIMDIVAL

Width: 2.94 in (75 mm)
Length: 4.69 in (120 mm)
Depth: 0.30 in (7.6 mm)

- Large paddle switch with a captive linear-slide dimmer
- 30 mA max control current
- Available in white finish
- Available with locator light which glows green when the switch is off

Note: For more options, please reference the Optional Dimmer List on Acolyte product website page.

AVAILABLE DRIVERS / CONTROLLERS AND DIMMING OPTIONS / WIRE GAUGE CHART

0-10V DRIVERS AND DIMMERS



0-10V Dimmable Waterproof Drivers

96W Part No.: DRVW249610P
288W Part No.: DRVW2428810P
 Output Voltage: 24 V (+/- 0.5V)
 Voltage Range: 100-277 VAC
 Environmental Rating: UL Wet Location
 UL Listed



LUTRON DIVA Dimmer

Part No.: LVDIMDIVA
 Width: 2.94 in (75 mm)
 Length: 4.69 in (120 mm)
 Depth: 0.30 in (7.6 mm)

- Compatible with 0-10 V Dimming Module
- Large paddle switch with a captive linear-slide dimmer
- 30 mA max control current
- Available in white finish



LUTRON NOVA-T Dimmer

Part No.: LVDIMNOVA
 Width: 2.75 in (70 mm)
 Length: 4.56 in (116 mm)
 Depth: 0.30 in (7.6 mm)

- Compatible with 0-10 V Dimming Module
- Slide adjusts brightness and On/Off control
- 30 mA max control current
- Available in white finish



0-10V Dimmable 90W VW/WD Driver

Part No.: DRVRFWDVW2490120

- 0-10V Constant Voltage driver
- Compatible with 0-10V dimming systems
- Use for Variable White, Warm Dim or Static White
- No minimum load requirement
- Driver can be loaded to maximum wattage
- Meets CEC Title 24 Section JA8 flicker requirements
- Superior flicker-free dimming to 0.1%
- UL Listed Class 2 driver
- Integrated junction box
- Wiring compartments with knockouts for safety

DMX CONTROLLER AND PART NUMBER - FOR COLOR CHANGING VERSIONS



GLASS TOUCH WALL CONTROLLERS
 Part Number: AWCRGBWWBK
 AWCVWBK




1 ZONE WALL CONTROLLER
 Part Number: DMXCTRLG



5 ZONE WALL CONTROLLER
 Part Number: DMXCTRL



10 ZONE WALL CONTROLLER
 Part Number: DMXCTRLD



2 UNIVERSE DMX CONTROLLER
 Part Number: DMXCTRLDR2U



4 CHANNEL WATERPROOF DMX INTERFACE
 Part Number: DMXINFWLCD4



5 CHANNEL DMX INTERFACE
 Part Number: DMXINFLCD5



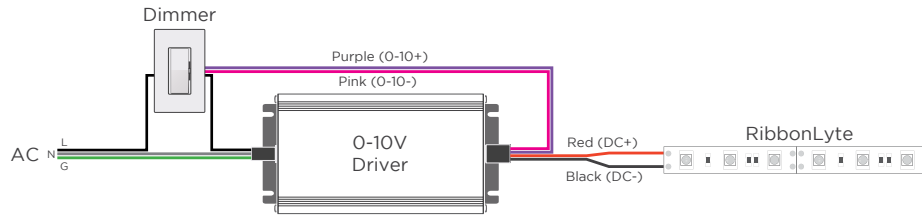
DMX OPTO SPLITTER
 Part Number: DMXOS8

DRIVER AND RIBBONLYTE AT FULL LOAD

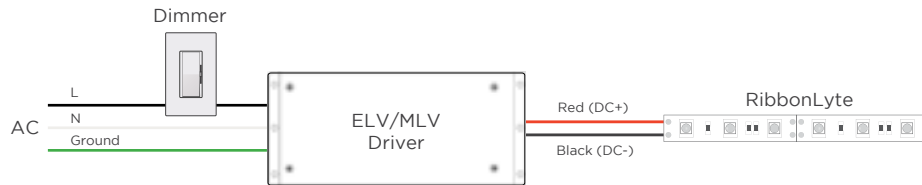
| Wattages | 30 | | 60 | | 96 | | 150 | | 200 | | 240 | | 300 | | 320 | |
|------------|------|--------|------|--------|------|--------|------|--------|------|--------|------|--------|------|--------|------|--------|
| Wire Gauge | Feet | Meters | Feet | Meters | Feet | Meters | Feet | Meters | Feet | Meters | Feet | Meters | Feet | Meters | Feet | Meters |
| 24 AWG | 14 | 4.27 | 9 | 2.74 | 5.5 | 1.68 | 3.75 | 1.14 | 2.75 | 0.84 | 2.25 | 0.69 | 1.75 | 0.53 | 1.75 | 0.53 |
| 22 AWG | 22 | 6.71 | 14 | 4.27 | 9 | 2.74 | 5.75 | 1.75 | 4.5 | 1.37 | 3.5 | 1.07 | 2.75 | 0.84 | 2.75 | 0.84 |
| 20 AWG | 35 | 10.67 | 23 | 7.01 | 14 | 4.27 | 9 | 2.74 | 7 | 2.13 | 5.75 | 1.75 | 4.5 | 1.37 | 4.25 | 1.30 |
| 18 AWG | 56 | 17.07 | 37 | 11.28 | 23 | 7.01 | 15 | 4.57 | 11 | 3.35 | 9 | 2.74 | 7.5 | 2.29 | 7 | 2.13 |
| 16 AWG | 90 | 27.44 | 60 | 18.29 | 37 | 11.28 | 24 | 7.32 | 18 | 5.49 | 15 | 4.57 | 12 | 3.66 | 11 | 3.35 |
| 14 AWG | 142 | 43.29 | 95 | 28.96 | 59 | 17.99 | 38 | 11.59 | 28 | 8.54 | 23 | 7.01 | 19 | 5.79 | 17 | 5.18 |
| 12 AWG | 226 | 68.90 | 151 | 46.04 | 94 | 28.66 | 60 | 18.29 | 45 | 13.72 | 37 | 11.28 | 30 | 9.15 | 28 | 8.54 |
| 10 AWG | 360 | 109.76 | 240 | 73.17 | 150 | 45.73 | 96 | 29.27 | 72 | 21.95 | 60 | 18.29 | 48 | 14.63 | 45 | 13.72 |
| 8 AWG | 574 | 175.00 | 381 | 116.16 | 239 | 72.87 | 153 | 46.65 | 115 | 35.06 | 95 | 28.96 | 76 | 23.17 | 71 | 21.65 |

WIRING DIAGRAMS

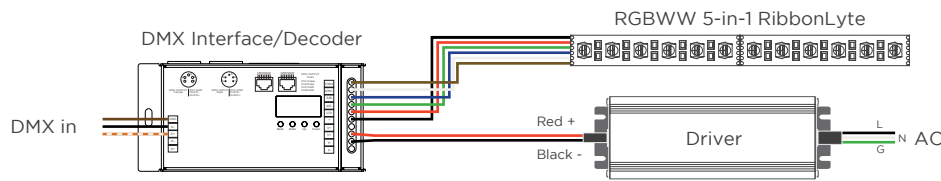
0-10V



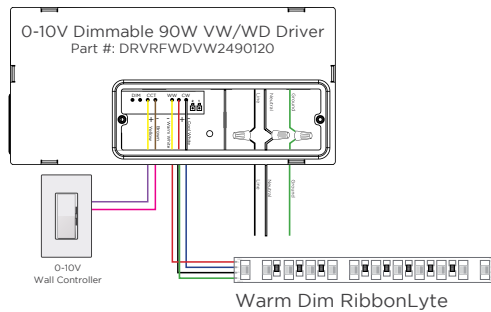
MLV / ELV



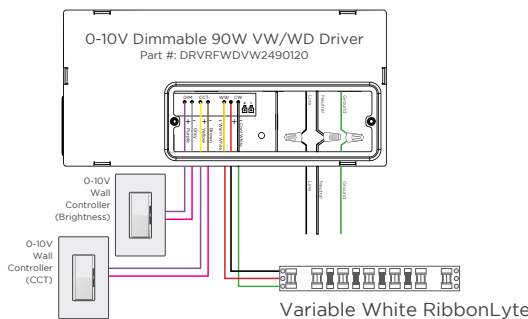
DMX



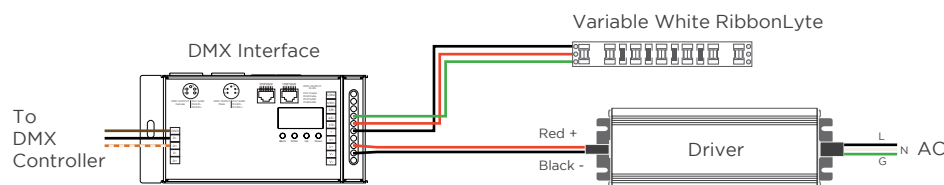
WARM DIM



2-CHANNEL VARIABLE WHITE DIMMING



DMX WIRING DIAGRAM - COMPATIBLE WITH ALL MODELS OF VARIABLE WHITE RIBBONLYTE



WIRE COLORS PER RIBBONLYTE COLOR

STATIC WHITE + STATIC COLOR
Red Wire (+) Positive
Black Wire (-) Negative

RGBW + RGBA
Black Wire (+) Positive
Red Wire (-) goes to Red Channel
Green Wire (-) goes to Green Channel
Blue Wire (-) goes to Blue Channel
White Wire (-) goes to White Channel

RGBWW
Black (+) Positive
Red Wire (-) goes to Red Channel
Green Wire (-) goes to Green Channel
Blue Wire (-) goes to Blue Channel
White Wire (-) goes to White Channel 1
Brown Wire (-) goes to White Channel 2

WARM DIM
Red Wire (-) goes to Warm White Channel
Blue Wire (-) goes to Cool White Channel
Black Wire (+) goes to Warm White Channel
Green Wire (+) goes to Cool White Channel

VARIABLE WHITE
Black Wire (+) Positive
Red Wire (-) goes to Warm White Channel
Green Wire (-) goes to Cool White Channel