

AS9 CHANNEL FIXTURE

Our AS9 Channel Fixture is a surface mounted linear fixture designed to work with the new Micro RibbonLyte 1.0, 3.0 & 4.5. AS9's ultra slim width of 0.31 in. (8 mm) can create clean and modern linear designs for retail stores, commercial buildings and residential interiors.

- Available for field assembly or factory assembly
- Beam Angle 110°
- Wattage: 1.0 W/ft (3.3 W/m), 3.0 W/ft (9.84 W/m) or 4.5 W/ft (14.76 W/m)
- Delivered Lumen Range from 1 lm/ft (3 lm/m) to 500 lm/ft (1638 lm/m)
- Assembled in USA



HOUSING FINISHES



*Additional fee applies

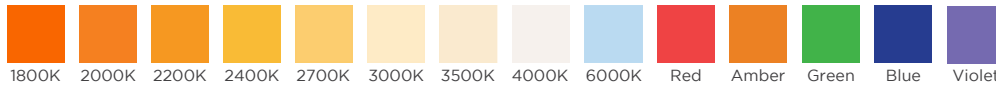


AVAILABLE LENS FINISHES



Milky Lens
63% Light Transmission

AVAILABLE COLORS & COLOR TEMPERATURES



DIMENSIONS

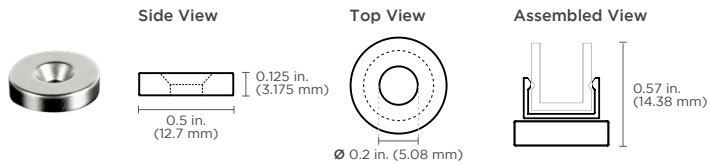
AS9 Channel	Mounting Clip (Included Accessory)
<p>Width: 0.31 in. (8 mm) Height: 0.35 in. (8.9 mm) Internal Width: 0.22 in. (5.7 mm)</p>	<p>Material: stainless steel</p> <p>Width: 0.36 in. (9 mm) Height: 0.27 in. (6.9 mm) Length: 0.43 in. (11 mm)</p> <p>Note: 1. Magnetic mounting option available (see page 2) 2. Exterior channel applications should be securely attached to the mounting surface with appropriate screws and/or liquid nails. Acolyte strongly recommends field assembly for exterior applications. Use mounting clips for interior applications only.</p>

Acolyte does not warrant or represent that the information is free from errors or omission. The information may change without notice and Acolyte is not in any way liable for the accuracy of any information printed and stored or in any way interpreted or used.

Beam Angle	110°
Lens Type	Milky Lens
Length	Channel is sold by the foot and cut to your exact desired length. Required amount of mounting clips included.
Operating Voltage	24 V
Dimming	MLV / 0-10 Volt / ELV / DALI / DMX
Operating Temperature	-40 – 158 °F (-40 – 70 °C)
Colors	1800K, 2000K, 2200K, 2400K, 2700K, 3000K, 3500K, 4000K, 6000K, Red, Amber, Green, Blue, Violet (1800K, 2000K, 2200K only available in IP20)
CRI	90+ CRI (Static white only)
Lamp Life	L70 at 50,000 hours
MacAdam ellipse (SDCM)	2-Step Binning (For Static White LEDs only)
Certifications	UL Listed UL 2108 Issued: 2004/02/27 Ed: 1 Rev: 2014/02/24 Low Voltage Lighting Systems CSA C22.2#9.0 Issued: 1996/06/01 Ed: 1 (R2011) General Requirements for Luminaries; with Gen. Inst. 1: 1997, Gen Inst. 2: 1998. ROHS compliant

ACCESSORIES

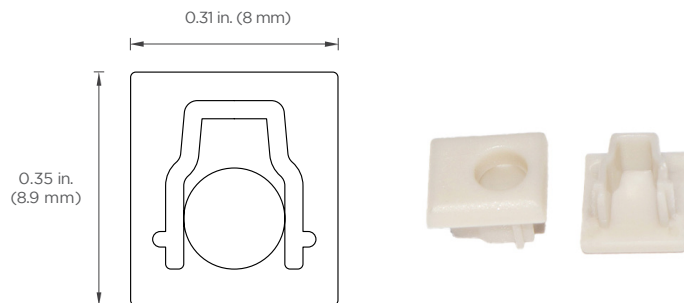
Magnetic Mount (Part #: CHMAG0.5)



- Features:**
- High-energy neodymium magnets come attached to mounting clips with countersink hex nuts
 - Create easy-mount magnetic channels with minimal surface gaps; no tools or drilling necessary
 - Magnets rated for 8 lbs. of pull force with static load
- Applications:**
- Industrial lighting retrofits for troffers and other metal fixtures
 - Metal retail shelf lighting
 - Temporary light fixture installations

End Caps

Material: ABS



Acolyte does not warrant or represent that the information is free from errors or omission. The information may change without notice and Acolyte is not in any way liable for the accuracy of any information printed and stored or in any way interpreted or used.

ORDERING GUIDE

STEP 1 Complete Channel Part Number

CHANNEL	LENS	HOUSING COLOR	
CHAS9	M		
CHAS9 - AS9 Channel Fixture	M - Milky Lens	SV - Silver (default)	WH - White
		BK - Black	
		Consult factory for custom colors	

STEP 2 Complete RibbonLyte Part Number

CATEGORY	CRI	RIBBON TYPE & IP RATING	
RB			
RB - RibbonLyte	0 - Static Color, Color Changing	SWMC20 - Static White Micro IP20	SCMC20 - Static Color Micro IP20
	90 - 90+ CRI Static White	SWMC65 - Static White Micro IP65	SCMC65 - Static Color Micro IP65

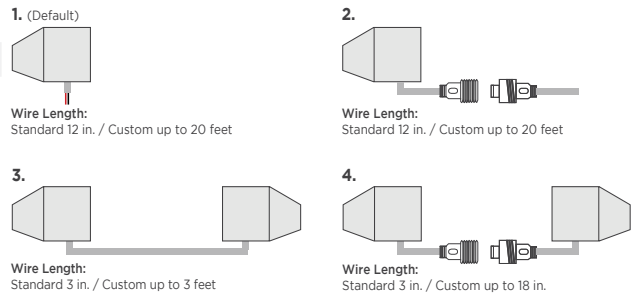
WATTAGE	COLOR	
1.0 - 1.0 W/ft (3.3 W/m - Static White, Static Color)	18 - 1800K	R - Red
3.0 - 3.0 W/ft (9.8 W/m - Static White, Static Color)	20 - 2000K	A - Amber
4.5 - 4.5 W/ft (14.8 W/m - Static White, Static Color)	22 - 2200K	G - Green
	24 - 2400K	B - Blue
	27 - 2700K	V - Violet
	30 - 3000K	Z - Undecided**
	35 - 3500K	** For quotes only. Must be chosen before final order.
	40 - 4000K	
	60 - 6000K	

NOTE: To ensure waterproofing standards are met, IP65 RibbonLyte can NOT be cut in the field.

CONNECTION OPTIONS (See diagrams on the right)

- 1 - Back Feed Bare Wire Connection
- 2 - Back Feed with IP67 Male Coupler
- 3 - Soldered Daisy Chain
- 4 - Daisy Chain With IP67 Couplers

Custom Length (ft.)

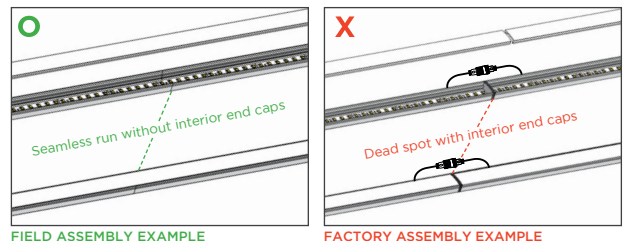


STEP 3 Complete Assembly Option & Length

ASSEMBLY OPTION	LENGTH (Standard factory assembled length up to 6 ft 6.7 in. / 2 m)
FI - Field Assembly	
FA - Factory Assembly* (not recommended for exterior applications)	

* Factory assembled runs exceeding 6 ft 6.7 in. (2 m) will be split into multiple daisy chained fixtures.

DO NOT BUTT END CAPS AGAINST EACH OTHER WHEN CREATING LONGER FIXTURES
Acolyte STRONGLY SUGGESTS field assembly (without using interior end caps) for direct-view fixtures of more than 6 ft 6.7 in. (2 m) in length. Field assembly without interior end caps will eliminate gaps or dead spots that can be caused by butting interior end caps against each other.



STEP 4 Add Accessories

ACCESSORIES
CHMAG0.5 - Magnetic Mount


RIBBONLYTE SPECIFICATIONS & COMPATIBILITY

Available Wattages	Cuttable Length	LED Pitch	Color Temperature	lm/W without Lens	Delivered Lumens with Milky Lens	Max Length	Compatible with Channel	
							IP20	IP65
1.0 Static White Micro & 1.0 Static Color Micro	1.97 in. (50 mm)	43 LEDs/ft (140 LEDs/m)	2400K	79	49.8 lm/ft (163.3 lm/m)	28 ft (8.5 m)	✓	✓
			2700K	90	56.7 m/ft (186 lm/m)			
			3000K	94	59.2 lm/ft (194 lm/m)			
			3500K	98	61.7 lm/ft (202.5 lm/m)			
			4000K	97	61.1 lm/ft (200.5 lm/m)			
			6000K	93	58.6 lm/ft (192.2 lm/m)			
			Red	27	16.8 lm/ft (55.0 lm/m)			
			Green	78	49.2 lm/ft (161.3 lm/m)			
			Blue	17	10.6 lm/ft (34.9 lm/m)			
			Amber	19	11.8 lm/ft (38.8 lm/m)			
			Violet	1	0.3 lm/ft (1.0 lm/m)			
			3.0 Static White Micro & 3.0 Static Color Micro	1.97 in. (50 mm)	43 LEDs/ft (140 LEDs/m)			
2700K	90	170.1 lm/ft (557.9 lm/m)						
3000K	94	177.7 lm/ft (582.7 lm/m)						
3500K	98	185.2 lm/ft (607.5 lm/m)						
4000K	97	183.3 lm/ft (601.3 lm/m)						
6000K	93	175.8 lm/ft (576.5 lm/m)						
Red	27	50.3 lm/ft (164.9 lm/m)						
Green	78	147.5 lm/ft (483.9 lm/m)						
Blue	17	31.9 lm/ft (104.6 lm/m)						
Amber	19	35.5 lm/ft (116.4 lm/m)						
Violet	1	0.9 lm/ft (2.9529lm/m)						
4.5 Static White Micro & 4.5 Static Color Micro	1.97 in. (50 mm)	43 LEDs/ft (140 LEDs/m)				2400K	80	223.5 lm/ft (733.2 lm/m)
			2700K	88	247.8 lm/ft (812.7 lm/m)			
			3000K	93	259.8 lm/ft (852.2 lm/m)			
			3500K	87	244.7 lm/ft (802.6 lm/m)			
			4000K	97	268.2 lm/ft (879.7 lm/m)			
			6000K	94	263.1 lm/ft (862.9 lm/m)			
			Red	26	73.5 lm/ft (241.1 lm/m)			
			Green	83	243.8 lm/ft (799.9 lm/m)			
			Blue	17	52.8 lm/ft (173.2 lm/m)			
			Amber	17	51.7 lm/ft (169.6 lm/m)			
			Violet	1	1.4 lm/ft (4.5 lm/m)			

DIODE VISIBILITY CHART (Data below applies to installations with Milky lens only)

	No Visible Diode = N		With Visible Diode = Y
Static White & Static Color Micro RibbonLyte			
1.0	3.0	4.5	
IP20 IP65	IP20 IP65	IP20 IP65	
N	N	N	

AVAILABLE DRIVERS OPTIONS / WIRE GAUGE CHART

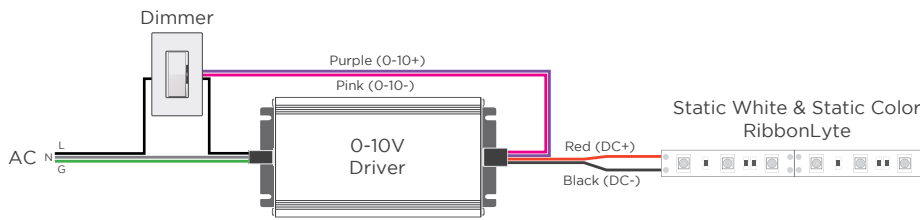
NON-DIMMING ELECTRONIC DRIVERS		ELV & MLV DRIVERS		DIMMABLE DALI DRIVERS	
					
<p>30W, 60W, 96W Non-Dimming Electronic Class 2 Drivers</p> <p>Part No.:</p> <ul style="list-style-type: none"> • DRVW2430 (30 Watt) • DRVW2460 (60 Watt) • DRVW2496 (96 Watt) <p>Output Voltage: 24 VDC Input Voltage: 120-277 VAC IP65, dry/damp location UL Listed</p>	<p>240W, 320W Non-Dimming Electronic Drivers</p> <p>Part No.:</p> <ul style="list-style-type: none"> • DRVW24240 (240 Watt) • DRVW24320 (320 Watt) <p>Output Voltage: 24 VDC Input Voltage: 90-305 VAC IP65, dry/damp location UL Recognized</p>	<p>60W, 96W Non-Dimming Compact Drivers</p> <p>Part No.:</p> <ul style="list-style-type: none"> • DRV2460C (60 Watt) • DRV2496C (96 Watt) <p>Output Voltage: 24 VDC Input Voltage: 120-277 VAC IP20, dry location UL Class P</p>	<p>60W, 96W, 150W, 300W ELV/MLV Dimmable Drivers</p> <p>Part No.:</p> <ul style="list-style-type: none"> • DRVW2460ELVMLV (60 Watt) • DRVW2496ELVMLV (96 Watt) • DRVW24150ELVMLV (150 Watt) • DRVW24300ELVMLV (300 Watt) <p>Line Voltage Dimmable Drivers Output Voltage: 24 VDC Input Voltage: 100-277 VAC IP67, damp/wet location UL, CE, and CSA Listed</p>	<p>100W 1 Channel, 100W 2 Channel, 150W 4 Channel Dimmable DALI Drivers</p> <p>Part No.:</p> <ul style="list-style-type: none"> • DRV100DALI1CH (100W 1 channel) • DRV100DALI2CH (100W 2 channel) • DRV150DALI4CH (150W 4 channel) <p>Output Voltage: 24 VDC Input Voltage: 120-277 VAC IP20, dry location CE, UL Recognized, FCC, RoHS, SELV</p>	
0-10V DRIVERS		ATHENA WIRELESS COMPATIBLE		DIMMABLE DALI-2 DRIVERS	
					
<p>0-10V Dimmable Waterproof Drivers</p> <ul style="list-style-type: none"> • Part No.: DRVW249610P (96 Watt) • Part No.: DRVW2428810P (288 Watt) <p>Output Voltage: 24 VDC (+/- 0.5 V) Input Voltage: 100-277 VAC UL wet location UL Listed</p>	<p>0-10V Dimmable 90W VW/WD Driver</p> <ul style="list-style-type: none"> • Part No.: DRVRFWDVW2490120 <p>Output Voltage: 24 VDC Input Voltage: 100-277 VAC IP23, dry/damp location UL Listed</p>	<p>94W Athena Wireless Compatible Drivers</p> <ul style="list-style-type: none"> • Part No.: DRVW2494ATH1CH (1 channel) • Part No.: DRVW2494ATH2CH (2 channel) <p>Output Voltage: 24 VDC Input Voltage: 100-277 VAC Dry location UL Listed</p>	<p>96W DIMMABLE DALI-2 DT6 D4I & DALI-2 DT8 D4I DRIVERS</p> <ul style="list-style-type: none"> • Part No.: DRVW2496DALI1CH (1 channel) • Part No.: DRVW2496DALI2CH (2 channel) <p>Output Voltage: 24-26 VDC Input Voltage: 120-277 VAC IP67, wet location UL Listed</p>		

DRIVER AND RIBBONLYTE AT FULL LOAD

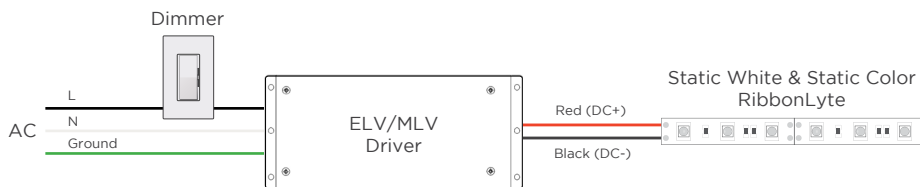
Wattages	30		60		96		150		200		240		300		320	
	Feet	Meters	Feet	Meters	Feet	Meters	Feet	Meters	Feet	Meters	Feet	Meters	Feet	Meters	Feet	Meters
24 AWG / 0.25 mm ²	14	4.27	9	2.74	5.5	1.68	3.75	1.14	2.75	0.84	2.25	0.69	1.75	0.53	1.75	0.53
22 AWG / 0.34 mm ²	22	6.71	14	4.27	9	2.74	5.75	1.75	4.5	1.37	3.5	1.07	2.75	0.84	2.75	0.84
20 AWG / 0.5 mm ²	35	10.67	23	7.01	14	4.27	9	2.74	7	2.13	5.75	1.75	4.5	1.37	4.25	1.30
18 AWG / 0.75 mm ²	56	17.07	37	11.28	23	7.01	15	4.57	11	3.35	9	2.74	7.5	2.29	7	2.13
16 AWG / 1.5 mm ²	90	27.44	60	18.29	37	11.28	24	7.32	18	5.49	15	4.57	12	3.66	11	3.35
14 AWG / 2.5 mm ²	142	43.29	95	28.96	59	17.99	38	11.59	28	8.54	23	7.01	19	5.79	17	5.18
12 AWG / 4 mm ²	226	68.90	151	46.04	94	28.66	60	18.29	45	13.72	37	11.28	30	9.15	28	8.54
10 AWG / 6 mm ²	360	109.76	240	73.17	150	45.73	96	29.27	72	21.95	60	18.29	48	14.63	45	13.72
8 AWG / 10 mm ²	574	175.00	381	116.16	239	72.87	153	46.65	115	35.06	95	28.96	76	23.17	71	21.65

WIRING DIAGRAMS

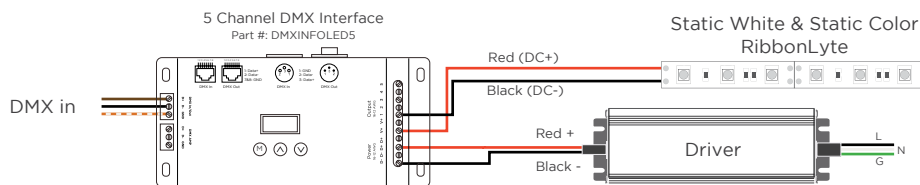
0-10 V



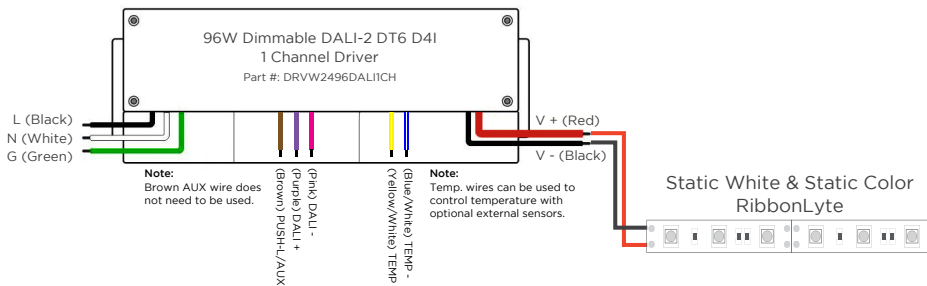
MLV / ELV



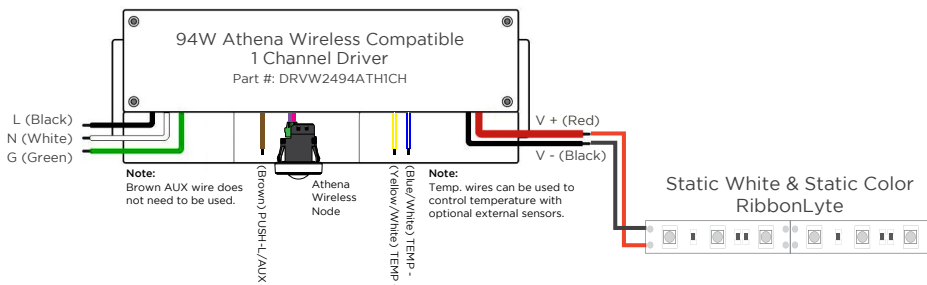
DMX WIRING WITH STATIC WHITE & STATIC COLOR RIBBONLYTE



DALI-2 WIRING WITH STATIC WHITE & STATIC COLOR RIBBONLYTE



STATIC WHITE & STATIC COLOR RIBBONLYTE WIRING WITH ATHENA WIRELESS COMPATIBLE DRIVER



WIRE COLORS PER RIBBONLYTE COLOR

STATIC WHITE + STATIC COLOR
Red Wire (+) Positive
Black Wire (-) Negative

REV.14JAN2025

GLOBAL HQ

320 Murray Hill Pkwy
East Rutherford, NJ 07073
U.S.
T: (+1) 212 629 6830
E: Sales-US@GENLEDBrands.com

EUROPEAN HQ

Hogeweyselaan 119
1382 JK Weesp
Netherlands
T: (+31) 346 235 000
E: SalesEurope@GENLEDBrands.com

MEINA HQ

PO Box 371378, #823, Building 4EA
Dubai Airport Free Zone
Dubai, UAE
T: (+971) 4 701 7901
E: SalesMEINA@genledbrands.com

ASIA-PACIFIC HQ

Room 402, Building D
Shenshi Tongchuang Science and Technology Park
No. 16 Hongyin Road
Xingqiang Community, Xinhui Street
Guangming District, Shenzhen, China 518107
Sales: (+86) 139 1836 3905
Office: (+86) 755 8529 0710
E: Sales-Pacific@GENLEDBrands.com