

Date \_\_\_\_\_ Project \_\_\_\_\_

Notes \_\_\_\_\_

### COLOR PANEL LYTE


Our Color Changing Panel Lytes provide static color high-brightness LED fixtures that function as an excellent source of soft, colored light. With seamless joint coverage that eliminates light leaks at the corners, our Color Panel Lytes have built-in drivers, 1-10 volt dimming and are available in multiple sizes and color. With an ultra-thin profile of less than 1/2" deep and an acrylic and white metal frame, our Panel Lytes are an excellent choice for specialty lighting applications.



- Available Colors: Red, Orange, Amber, Green, Blue, Violet
- Available in three sizes: 1x4 ft, 2x2 ft, 2x4 ft
- Onboard Driver Included
- Ultra Thin Profile Fits Standard Dropped Ceilings
- Seamless joint coverage eliminates light leaks at the corners
- Minimum Order Quantities Apply

#### Applications:

Commercial      Hospitality      Residential  
 Entertainment      Museums      Retail  
 Healthcare      Public Spaces




**RoHS**  **IP20**

### ORDERING GUIDE




Category	Color Temperature	Size	Mounting Options
<b>RBPLS</b>			
RBPLS - RibbonLyte Panel Lyte Standard	<b>R</b> - Red <b>O</b> - Orange <b>G</b> - Green <b>B</b> - Blue <b>A</b> - Amber <b>UV</b> - Violet	<b>1</b> - 1x4 <b>2</b> - 2x2 <b>4</b> - 2x4	<b>Blank</b> - Standard Dropped Ceiling <b>H</b> - Suspension Kit <b>S</b> - Surface Mounting Kit <b>F</b> - Flange Kit

### AVAILABLE COLORS








**SPECIFICATIONS / DIMENSIONS / DIAGRAMS**

SPECIFICATIONS	1X4	2X2	2X4
			
Operating Voltage	100 - 277 V - 50/60 Hz	100 - 277 V - 50/60 Hz	100 - 277 V - 50/60 Hz
Power Consumption	36 W	32 W	48 W
Protection Rating IP20	✓	✓	✓
Dimming	1-10 Volt	1-10 Volt	1-10 Volt
Ambient Temperature	-40° F to 113° F (-40° C to 45° C)	-40° F to 113° F (-40° C to 45° C)	-40° F to 113° F (-40° C to 45° C)
Lamp Life	50,000 Hours	50,000 Hours	50,000 Hours
Beam Angle	110°	110°	110°
Colors	Red, Orange, Amber, Green, Blue, Violet	Red, Orange, Amber, Green, Blue, Violet	Red, Orange, Amber, Green, Blue, Violet
Weight	8.25 lbs / 3.74 kg	10.10 lbs / 4.60 kg	15.90 lbs / 7.20 kg

**DIMENSIONS**

DIMENSIONS	1X4	2X2	2X4
Width	11.9 in (303 mm)	23.74 in (603 mm)	23.74 in (603 mm)
Length	47.8 in (1213 mm)	23.74 in (603 mm)	47.8 in (1213 mm)
Depth	0.35 in (9 mm)	0.35 in (9 mm)	0.35 in (9 mm)

**DIAGRAMS**


1X4		<b>HEIGHT:</b> 11.9 in / 303 mm <b>WIDTH:</b> 47.8 in / 1213 mm
2X2		<b>HEIGHT:</b> 23.74 in / 603 mm <b>WIDTH:</b> 23.74 in / 603 mm
2X4		<b>HEIGHT:</b> 23.74 in / 603 mm <b>WIDTH:</b> 47.8 in / 1213 mm



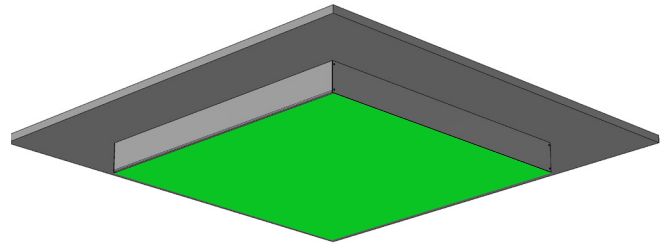
MOUNTING OPTIONS

---

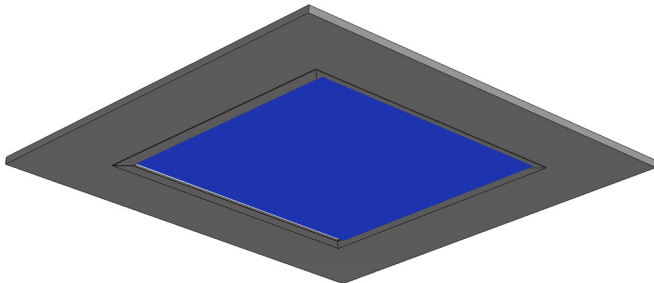
STANDARD DROPPED CEILING



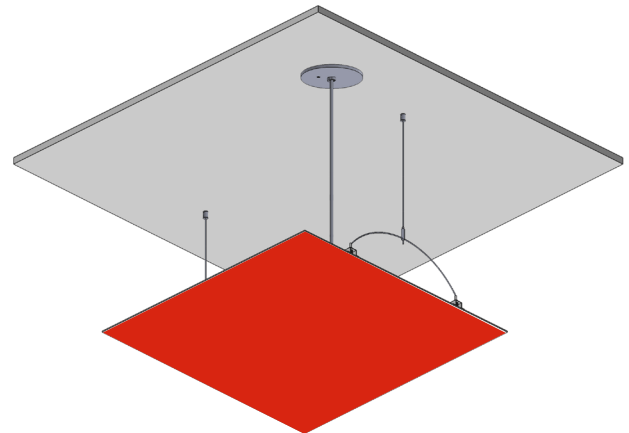
SURFACE MOUNTING KIT



FLANGE KIT



SUSPENSION KIT



MOUNTING OPTIONS

---

Our Panel Lytes can be installed tool-free into a dropped ceiling configuration. We also include suspension kits, for use where local building codes require additional support for the fixture. Choose Standard Dropped Ceiling option in Part Number Builder.

- To suspend this panel, choose Option H in Part Number Builder section.
- To surface mount this panel, choose option S in Part Number Builder section.
- To recess this panel for flush mount in a drywall or similar ceiling, choose option F in Part Number Builder section.