

Date	Project
Notes	

FLEXIBLE BACKLYTE

Our Flexible BackLyte products are perfect for backlighting translucent objects such as onyx, stone and resin panels. Newly updated with double the number of LEDs, several wattage options and improved efficacy across the board, our Flexible BackLyte can be bent and cut to match the size of your application. We've also improved our connections, adding variable terminal locations with custom options and shorter jumpers that won't ever impede your LED display. Each flexible 11.97-in. square panel features 9 cuttable 3.99-in. square sections that contain an array of 16 pixels to illuminate uniquely shaped spaces. Daisy chain up to 24 Static White 3.2 W panels for larger shapes! Our Flexible BackLyte is lightweight, provides even light distribution and can be fully customized in Static White, Variable White or RGBW.

- 9 Static White CCTs from 1800K to 6000K
- Variable White ranges from 2400K to 6100K
- RGBW (3000K, 4000K or 5000K)
- Daisy chain up to 24 Static White 3.2 W panels
- Improved efficacy and total lumen output
- 6-year warranty

Applications:

Commercial	Hospitality	Residential
Entertainment	Museums	Retail
Healthcare	Public Spaces	



RoHS

IP20

ORDERING GUIDE

Category	Voltage	IP Rating	Wattage	Color or Color Temperature
FBL	24	20		
FBL - Flexible Backlyte	24 - 24 V	20 - IP20	3.2 - 3.2 W (static white only) 6.0 - 6 W (static white only) 9.0 - 9 W (static white only) 22 - 22 W (RGBW only) 26 - 26 W (variable white only)	18 - 1800K RGB30 - RGBW (3000K) 20 - 2000K RGB40 - RGBW (4000K) 22 - 2200K RGB50 - RGBW (5000K) 24 - 2400K VW - Variable White (2400K-6100K) 27 - 2700K 30 - 3000K 35 - 3500K 41 - 4100K 60 - 6000K

Accessories:



1. 2 Pin Jumper Cable for Static White models (1.3 in. / 33 mm)
Part #: FBLJUMP33SW2

2. 3 Pin Jumper Cable for Variable White model (1.3 in. / 33 mm)
Part #: FBLJUMP33VW3

3. 5 Pin Jumper Cable for RGBW models (1.3 in. / 33 mm)
Part #: FBLJUMP33RGBW5



4. 2 Pin Power Feed to Bare Wire for Static White models (11.81 in. / 300 mm)
Part #: FBLPOWERFEED2300

5. 3 Pin Power Feed to Bare Wire for Variable White model (11.81 in. / 300 mm)
Part #: FBLPOWERFEED3300

6. 5 Pin Power Feed to Bare Wire for RGBW models (11.81 in. / 300 mm)
Part #: FBLPOWERFEED5300

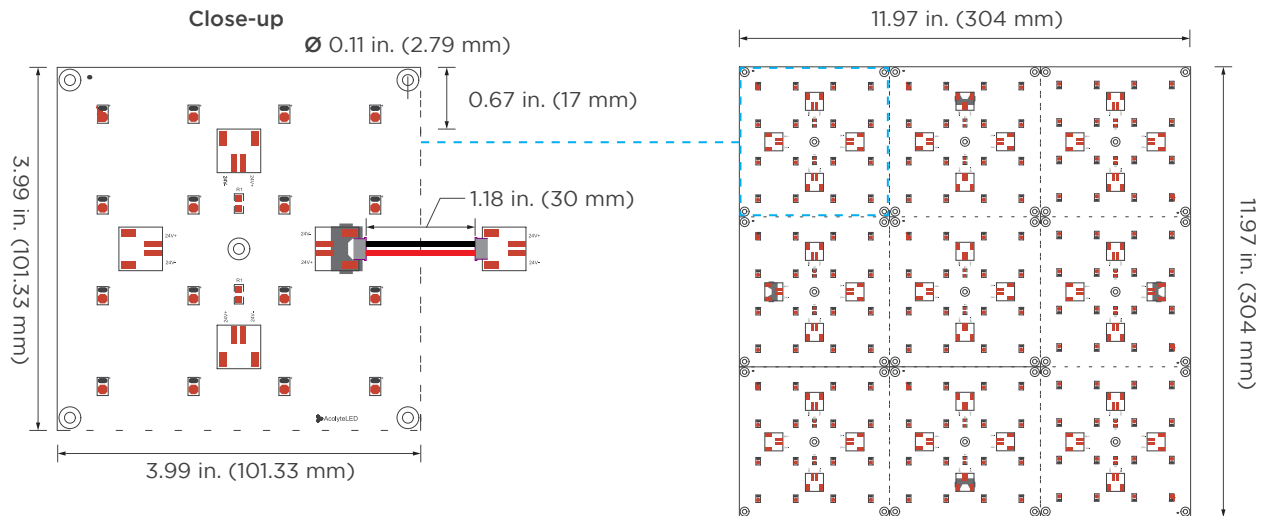
AVAILABLE COLORS AND COLOR TEMPERATURES



SPECIFICATIONS / DIMENSIONS / ACCESSORIES

Operating Voltage	24V DC										
Power Consumption	Static White			Variable White			RGBW				
	1800K-6000K			2400K+6100K	2400K	6100K	All LEDs on	Red	Green	Blue	White
	3.2 W	6 W	9 W	26 W	13 W	13 W	22 W	5.5 W	5.5 W	5.5 W	5.5 W
Lumens (lm/sqft)	376	740	982	2730	1260	1500	1630	285	650	121	590
Lumens per Watt	112	112	112	105	97	115	74	52	118	22	107
Maximum Number of Daisy Chained Fixtures	24	12	9	3			3				
Protection Rating	IP20										
Static White Dimming	MLV / 0-10 Volt / ELV / DALI										
Color Changing Control	DMX / RF Remote Control										
Ambient Temperature	-40° F to 158° (-40° C to 70° C)										
Color Temperature	1800K, 2000K, 2200K, 2400K, 2700K, 3000K, 3500K, 4100K, 6000K, RGBW (3000K, 4000K or 5000K), Variable White (2400K-6100K)										
LED Spacing	0.75 in. (18.75 mm)										
Lamp Life	50,000 Hours										
CRI (White LEDs)	90+ CRI										
Connector Types	2 Pin Jumper Cable (for static white models), 3 Pin Jumper Cable (for variable white model), 5 Pin Jumper Cable (for RGBW models)										
Constant Voltage	✓										
Dimensions	L x W: 11.97 in. (304 mm) x 11.97 in. (304 mm) Rows heights: 3.99 in. (101.33 mm) Column widths: 3.99 in. (101.33 mm) Screw hole diameter: 0.11 in. (2.79 mm)										
Warranty	6-year warranty										

DIMENSIONS



Thickness	0.19 in. (4.7 mm)
Length	11.97 in. (304 mm), or customized length
Width	11.97 in. (304 mm), or customized width
Screw Hole Diameter	0.11 in. (2.79 mm)

ACCESSORIES



DRIVERS
See website for our driver options



CONTROLLERS
See website for our controller options

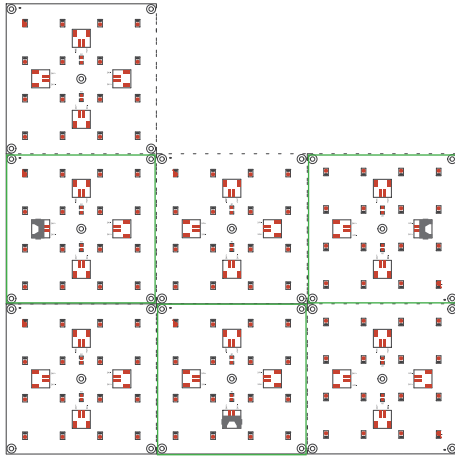
Acolyte does not warrant or represent that the information is free from errors or omission. The information may change without notice and Acolyte is not in any way liable for the accuracy of any information printed and stored or in any way interpreted or used.

TRIMMING AND POWER INPUT CORNERS / USAGE GUIDELINES

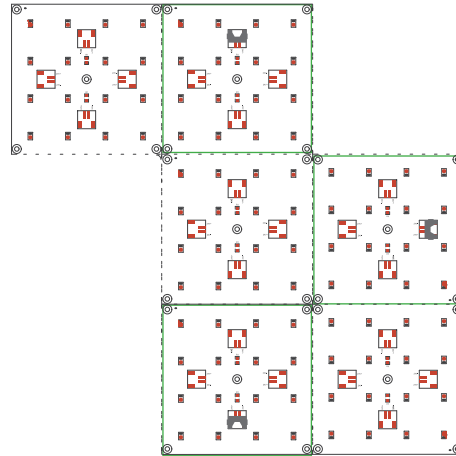
TRIMMING AND POWER INPUT CORNERS

Any of the 4 power input corners (outlined in green) can supply power to the entire sheet of Flexible BackLyte. The Flexible BackLyte can be trimmed into the desired shape along the dotted lines and be powered up with any one of the 4 power input corners. See examples below:

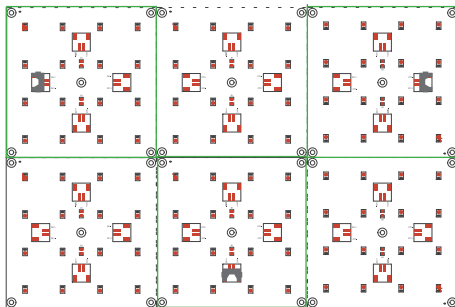
Example 1



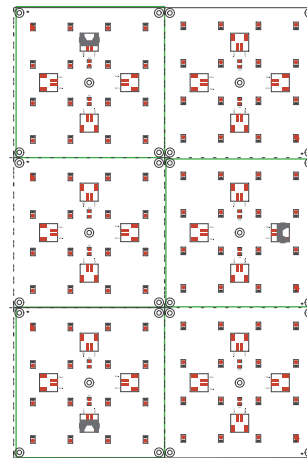
Example 2



Example 3



Example 4



USAGE GUIDELINES

- Use with non-Acolyte supplied drivers and interfaces is not supported or warranted.
- We reserve the right to make changes to product lineup, specifications, design and finishes at any time without notice.