

NEON CONTOUR PLUS

This bendable, waterproof silicone fixture features all the benefits of modern LEDs while creating the classic look of neon tubes. Available in Static White, Variable White and color changing RGBW, Neon Contour Plus is designed with a larger profile to brave the elements in façade lighting and lettering. It's like neon, but better – and bigger!


- Side-bending flexible silicone creates larger vivid tubes of light
- RGBW, Static White, Variable White at 4.5 W/ft (14.76 W/m)
- Static White, Variable White cut lengths at 1.97 in. (50 mm)
- RGBW cut lengths at 3.28 in. (83.33 mm)
- Waterproof and UV resistant
- Salt water resistant
- Unique rounded design helps create signature styles

Applications:

Commercial
Entertainment
Healthcare

Hospitality
Museums
Public Spaces

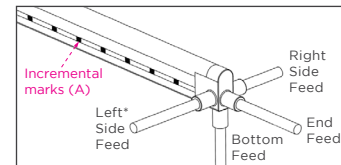
Residential
Retail / Signage



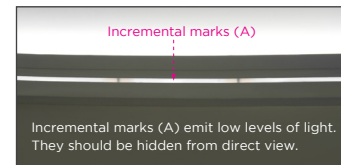
ORDERING GUIDE

Category	Wattage & Color		Power Feed Direction
NLCP			
NLCP - Neon Contour Plus	4.524 - 4.5 W/ft 2400K	4.5VW - 4.5 W/ft Variable White (2400K-6000K)	E - End Feed
	4.527 - 4.5 W/ft 2700K	4.5RGB27 - 4.5 W/ft RGB+White (2700K)	B - Bottom Feed
	4.530 - 4.5 W/ft 3000K	4.5RGB30 - 4.5 W/ft RGB+White (3000K)	LS - Left Side Feed*
	4.535 - 4.5 W/ft 3500K	4.5RGB40 - 4.5 W/ft RGB+White (4000K)	RS - Right Side Feed
Mounting	4.540 - 4.5 W/ft 4000K		* Recommended
1. Aluminum Mounting Clip Recommended for curved applications with 6 in. (150 mm) on center spacing Part #: NLCPMOUNTCLIPV2			
2. Neon Contour Plus Mounting Channel Recommended for all straight run applications Sold by the foot, up to 6 ft 6 in. / 2 m Part #: NLCPCHV2			

POWER FEED OPTIONS



INCREMENTAL MARKS



AVAILABLE COLORS AND COLOR TEMPERATURES



USAGE GUIDELINES

- Neon Contour cannot be cut in the field. All custom cuts and connections for these models must be performed at the factory to ensure waterproofing standards are met. Any modification of the waterproofing will result in a void warranty.
- When installing this product, consider the surface temperature of the material where it will be mounted. Many building surfaces which are exposed to direct sunlight exceed the 140 °F (60 °C) maximum for which this product is rated. High-risk locations like this should be avoided.
- This product can be used in wet, outdoor locations around swimming pools and spa tubs, but is not intended to be submerged in pools and fountains and does not carry UL 676 certification for submersion.
- Compatible with a wide variety of controls.
- For use with Acolyte drivers, Triac dimming modules, 0-10 V modules and DMX interfaces when applicable.
- Use with non-Acolyte Triac, MLV or ELV drivers is not supported or warranted.
- Due to the cuttable points inside, this product's cuttable lengths are generally longer or shorter than the customer requested length. Unless specified, this product is factory cut at the shorter cuttable point.

Acolyte does not warrant or represent that this information is free from errors or omission. We reserve the right to make changes to our product lineup, specifications, design and finishes at any time without notice. Acolyte is not in any way liable for the accuracy of any information printed and stored or in any way interpreted or used.

POWER FEED OPTIONS / SPECIFICATIONS / USAGE GUIDELINES

SPECIFICATIONS	NEON CONTOUR PLUS
Operating Voltage	24 VDC
Power Consumption	Static White, Variable White, RGBW: 4.5 W/ft (14.76 W/m)
Protection Rating	IP67
Beam Angle	110°
Dimming	ELV / MLV / 0-10 Volt / DMX
Operating Temperature	-4 — 140 °F (-20 — 60 °C)
Color Temperatures / Colors	2400K, 2700K, 3000K, 3500K, 4000K, Variable White (2400K-6000K) RGBW (2700K, 3000K, 4000K)
Lifetime (L70 reported)	50,000 hours
Max Length	Static White: 39 ft 4.4 in. (12 m) (Not Field Cuttable) Variable White, RGBW: 16 ft 4.85 in. (5 m) (Not Field Cuttable)
Incremental Length	Static White, Variable White: 1.97 in (50 mm) RGBW: 3.28 in. (83.33 mm) NOT FIELD CUTTABLE
Power Cable Length	Standard: 12 in. (304.8 mm) / Custom: up to 20 ft (6 m)
UV Resistant	UV tested in accordance with ISO 4892-3 with no visible change on the appearance of the sample
Minimum Bend Radius	5.9 in. (150 mm)
CRI (white)	90+ for all Color Temperatures
Lumens	4.5 Static White 4000K: 206 lm/ft (675.7 lm/m), 43 lm/W
	4.5 Variable White 164 lm/ft (537.92 lm/m), 34 lm/W
	4.5 RGBW Red: 10.37 lm/ft (34 lm/m), 10 lm/W / Green: 34.15 lm/ft (112 lm/m), 35.5 lm/W / Blue: 8.54 lm/ft (28 lm/m), 8.7 lm/W White: 57.32 lm/ft (188 lm/m), 31.4 lm/W / All LEDs at 100%: 108.54 lm/ft (356 lm/m), 22.9 lm/W

MOLDED END CAPS



Molded End Cap

Molded Power Feed End Cap
Bottom Feed

Molded Power Feed End Cap
End Feed

Molded Power Feed End Cap
Side Feed



Note: Fixtures less than 8 in. (203 mm) long will come with silicone end caps (A).

2-pin Male Connector		2-pin Female Connector	
Side View	End View	End View	Side View
3-pin Male Connector		3-pin Female Connector	
Side View	End View	End View	Side View
5-pin Male Connector		5-pin Female Connector	
Side View	End View	End View	Side View

DIMENSIONS & DIAGRAMS

END FEED	
<p>Side View</p> <p>Max Lengths: Static White: 39 ft 4.4 in. (12 m) Variable White, RGBW: 16 ft 4.85 in. (5 m)</p>	<p>End View</p> <p>Width: 0.47 in. (12 mm) Height: 0.98 in. (25 mm) Cable Diameter: 0.24 in. (6 mm)</p> <p>With Mounting Clip</p> <p>Width: 0.6 in. (15.2 mm) Height: 1.18 in. (30.05 mm)</p>

BOTTOM FEED	
<p>Side View</p> <p>Max Lengths: Static White: 39 ft 4.4 in. (12 m) Variable White, RGBW: 16 ft 4.85 in. (5 m)</p>	<p>End View</p> <p>Width: 0.47 in. (12 mm) Height: 1.49 in. (38 mm) Cable Diameter: 0.24 in. (6 mm)</p> <p>With Mounting Clip</p> <p>Width: 0.6 in. (15.2 mm) Height: 1.49 in. (38 mm)</p>

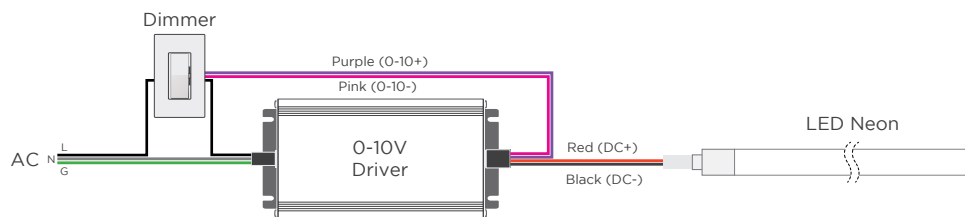
SIDE FEED	
<p>Side View</p> <p>Max Lengths: Static White: 39 ft 4.4 in. (12 m) Variable White, RGBW: 16 ft 4.85 in. (5 m)</p>	<p>End View</p> <p>Width: 0.47 in. (12 mm) Height: 0.98 in. (25 mm) Cable Diameter: 0.24 in. (6 mm)</p> <p>With Mounting Clip</p> <p>Width: 0.6 in. (15.2 mm) Height: 1.18 in. (30.05 mm)</p>

MOUNTING CLIP	
Recommended for curved applications with 6 in. (150 mm) on center spacing.	
<p>Top View</p> <p>Width: 0.83 in. (21.2 mm) Depth: 0.79 in. (20 mm)</p>	<p>End View</p> <p>Width: 0.6 in. (15.2 mm) Height: 0.83 in. (21 mm)</p>
MOUNTING CHANNEL	
Recommended for all straight run applications. Sold by the foot, up to 6 ft 6 in. / 2 m (same width & height as mounting clip) (Part #: NLCPCHV2)	

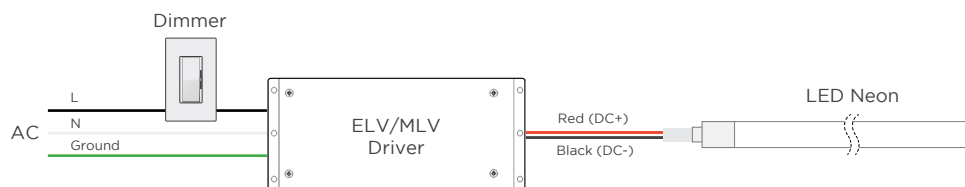
HYDRO SEAL	
The Hydro Seal clinches tightly around the conductors to prevent any water flow from the end of the wire to the circuit board through capillary effect.	
<p>5.9 in. (150 mm)</p> <p>5 in. (127 mm)</p> <p>Ø 0.43 in. (11 mm)</p> <p>1.02 in. (26 mm)</p> <p>1.14 in. (29 mm)</p>	

WIRING DIAGRAMS - STATIC WHITE / RGBW

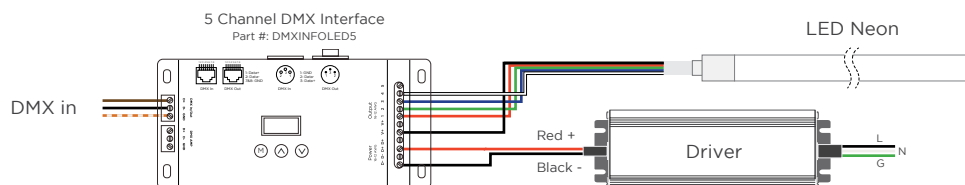
0-10V



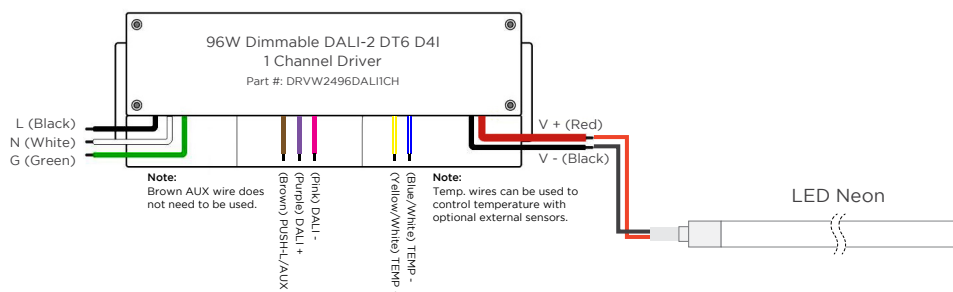
MLV / ELV



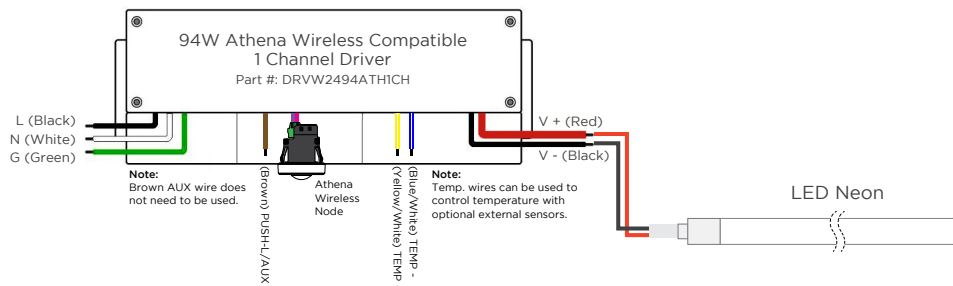
DMX



DALI-2 WIRING WITH STATIC WHITE NEON



STATIC WHITE NEON WIRING WITH ATHENA WIRELESS COMPATIBLE DRIVER



WIRE COLORS PER RIBBONLYTE COLOR

STATIC WHITE

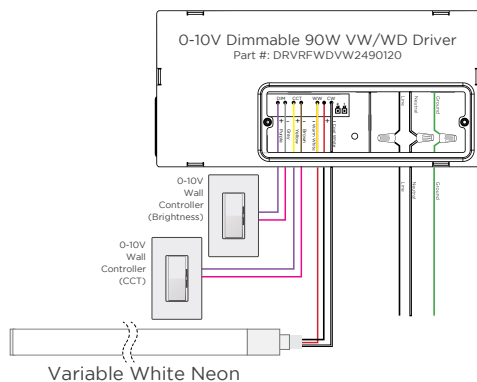
Red Wire (+) Positive
Black Wire (-) Negative

RGBW

Black Wire (+) Positive
Red Wire (-) goes to Red Channel
Green Wire (-) goes to Green Channel
Blue Wire (-) goes to Blue Channel
White Wire (-) goes to White Channel

WIRING DIAGRAMS - VARIABLE WHITE

2-CHANNEL VARIABLE WHITE DIMMING

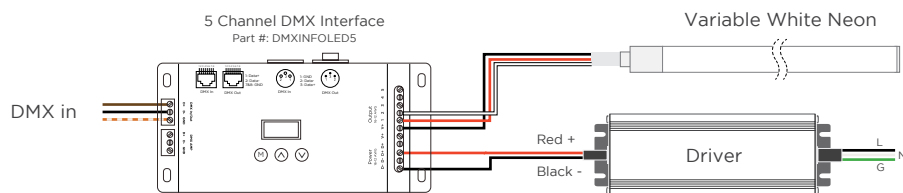


WIRE COLORS PER RIBBONLYTE COLOR

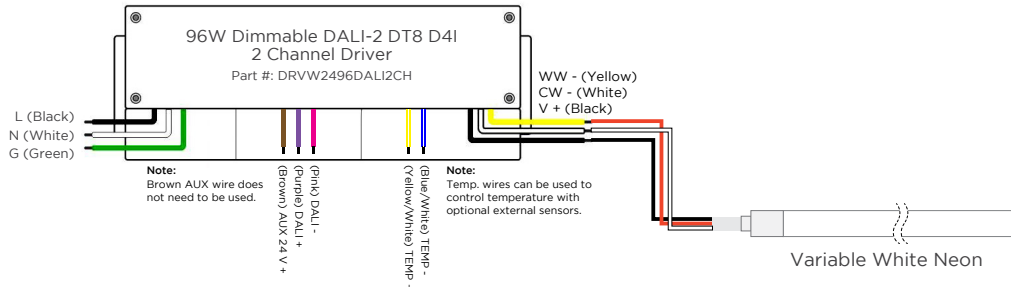
VARIABLE WHITE

Black Wire (+) Positive
Red Wire (-) goes to Warm White Channel
White Wire (-) goes to Cool White Channel

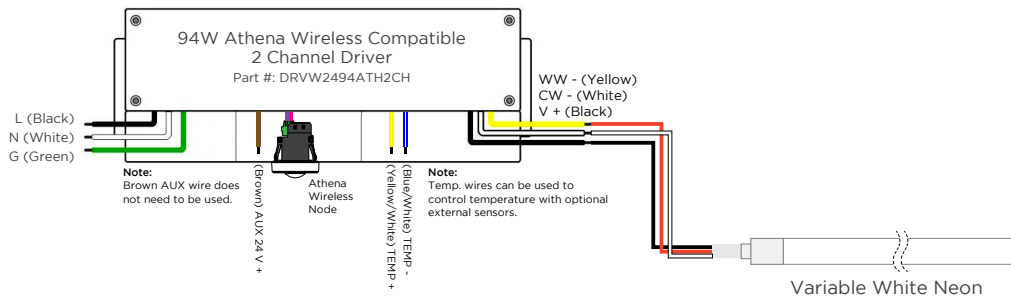
DMX WIRING DIAGRAM - COMPATIBLE WITH ALL MODELS OF VARIABLE WHITE RIBBONLYTE



DALI-2 WIRING WITH VARIABLE WHITE NEON



ATHENA WIRELESS COMPATIBLE DRIVER WIRING WITH VARIABLE WHITE NEON



REV.01AUG2025

GLOBAL HQ

320 Murray Hill Pkwy
East Rutherford, NJ 07073
U.S.
T: (+1) 212 629 6830
E: Sales-US@GENLEDBrands.com

EUROPEAN HQ

Hogeweyselaan 119
1382 JK Weesp
Netherlands
T: (+31) 346 235 000
E: SalesEurope@GENLEDBrands.com

MEINA HQ

PO Box 371378, #823, Building 4EA
Dubai Airport Free Zone
Dubai, UAE
T: (+971) 4 701 7901
E: SalesMEINA@genledbrands.com

ASIA-PACIFIC HQ

Room 402, Building D
Shensi Tongchuang Science and Technology Park
No. 16 Hongyin Road
Xingqiang Community, Xinhua Street
Guangming District, Shenzhen, China 518107
T: (+86) 755 8529 0710
E: Sales-Pacific@GENLEDBrands.com