


NEON CONTOUR PLUS

This bendable, waterproof silicone fixture features all the benefits of modern LEDs while creating the classic look of neon tubes. Available in Static White, Variable White, Warm Dim and color changing RGBW, Neon Contour Plus is designed with a larger profile to brave the elements in façade lighting and lettering. It's like neon, but better – and bigger!

- Side-bending flexible silicone creates larger vivid tubes of light
- Available in RGBW, Static White, Variable White and Warm Dim
- 4.5 W/ft (14.8 W/m)
- Waterproof and UV resistant
- Salt water resistant
- Unique rounded design helps create signature styles



ORDERING GUIDE

Category	Wattage & Color		Power Feed Direction
NLCP			
NLCP - Neon Contour Plus	4.524 - 4.5 W/ft (14.8 W/m) 2400K	4.5RGB27 - 4.5 W/ft (14.8 W/m) RGB+White (2700K)	E - End Feed
	4.527 - 4.5 W/ft (14.8 W/m) 2700K	4.5RGB30 - 4.5 W/ft (14.8 W/m) RGB+White (3000K)	B - Bottom Feed
	4.530 - 4.5 W/ft (14.8 W/m) 3000K	4.5RGB40 - 4.5 W/ft (14.8 W/m) RGB+White (4000K)	LS - Left Side Feed*
	4.535 - 4.5 W/ft (14.8 W/m) 3500K	4.5VW - 4.5 W/ft (14.8 W/m) Variable White (2400K-6000K)	RS - Right Side Feed
	4.540 - 4.5 W/ft (14.8 W/m) 4000K	4.5WD - 4.5 W/ft (14.8 W/m) Warm Dim (1800K-3000K)	
Mounting			* Recommended


1. Aluminum Mounting Clip

Recommended for curved applications with 6 in. (150 mm) on center spacing
Part #: NLCPMOUNTCLIPV2

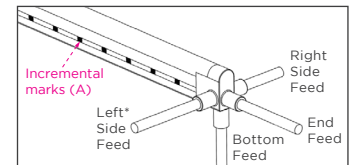
2. Neon Contour Plus Mounting Channel

Recommended for all straight run applications
Sold by the foot, up to 6 ft 6 in. / 2 m
Part #: NLCPCHV2

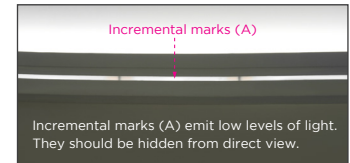
AVAILABLE COLORS AND COLOR TEMPERATURES



POWER FEED OPTIONS



INCREMENTAL MARKS



USAGE GUIDELINES


- Neon Contour cannot be cut in the field. All custom cuts and connections for these models must be performed at the factory to ensure waterproofing standards are met. Any modification of the waterproofing will result in a void warranty.
- When installing this product, consider the surface temperature of the material where it will be mounted. Many building surfaces which are exposed to direct sunlight exceed the 140 °F (60 °C) maximum for which this product is rated. High-risk locations like this should be avoided.
- This product can be used in wet, outdoor locations around swimming pools and spa tubs, but is not intended to be submerged in pools and fountains and does not carry UL 676 certification for submersion.
- Compatible with a wide variety of controls.
- For use with Acolyte drivers, Triac dimming modules, 0-10 V modules and DMX interfaces when applicable.
- Use with non-Acolyte Triac, MLV or ELV drivers is not supported or warrantied.
- Due to the cuttable points inside, this product's cuttable lengths are generally longer or shorter than the customer requested length. Unless specified, this product is factory cut at the shorter cuttable point.

Acolyte does not warrant or represent that this information is free from errors or omission. We reserve the right to make changes to our product lineup, specifications, design and finishes at any time without notice. Acolyte is not in any way liable for the accuracy of any information printed and stored or in any way interpreted or used.

POWER FEED OPTIONS / SPECIFICATIONS / USAGE GUIDELINES

SPECIFICATIONS	NEON CONTOUR PLUS
Operating Voltage	24 VDC
Power Consumption	4.5 W/ft (14.8 W/m)
Protection Rating	IP67
Beam Angle	110°
Dimming	ELV / MLV / 0-10 Volt / DMX
Operating Temperature	-4 – 140 °F (-20 – 60 °C)
Color Temperatures / Colors	2400K, 2700K, 3000K, 3500K, 4000K, Variable White (2400K-6000K), Warm Dim (1800K-3000K), RGBW (2700K, 3000K, 4000K)
Lifetime (L70 reported)	50,000 hours
Max Length	Static White: 39 ft 4.4 in. (12 m) Variable White, Warm Dim, RGBW: 16 ft 4.85 in. (5 m)
Incremental Length	Static White, Variable White, Warm Dim: 1.97 in. (50 mm) RGBW: 3.28 in. (83.33 mm) NOT FIELD CUTTABLE
Power Cable Length	Standard: 12 in. (304.8 mm) / Custom: up to 20 ft (6 m)
UV Resistant	UV tested in accordance with ISO 4892-3 with no visible change on the appearance of the sample
Minimum Bend Radius	5.9 in. (150 mm)
CRI (white)	90+ for all Color Temperatures
Lumens	Static White 2400K: 293.8 lm/ft (964 lm/m), 63 lm/W / 2700K: 300.5 lm/ft (986 lm/m), 65 lm/W 3000K: 311.5 lm/ft (1022 lm/m), 66 lm/W / 3500K: 321.9 lm/ft (1056 lm/m), 69 lm/W 4000K: 326.7 lm/ft (1072 lm/m), 70 lm/W
	Variable White All LEDs at 100%: 238.3 lm/ft (781.7 lm/m), 54 lm/W
	Warm Dim All LEDs at 100%: 214.9 lm/ft (705.2 lm/m), 49 lm/W
	RGBW Red: 10.37 lm/ft (34 lm/m), 10 lm/W / Green: 34.15 lm/ft (112 lm/m), 35.5 lm/W / Blue: 8.54 lm/ft (28 lm/m), 8.7 lm/W White: 57.32 lm/ft (188 lm/m), 31.4 lm/W / All LEDs at 100%: 108.54 lm/ft (356 lm/m), 22.9 lm/W

MOLDED END CAPS




Molded End Cap



Molded Power Feed End Cap
Bottom Feed



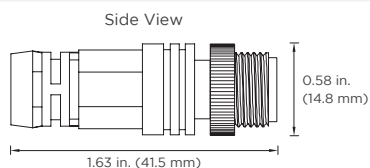
Molded Power Feed End Cap
End Feed



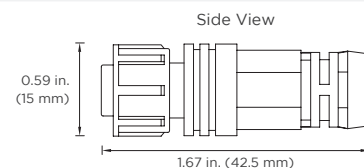
Molded Power Feed End Cap
Side Feed



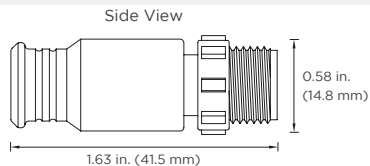
2-pin Male Connector



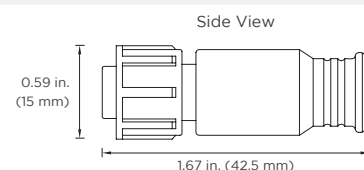
2-pin Female Connector



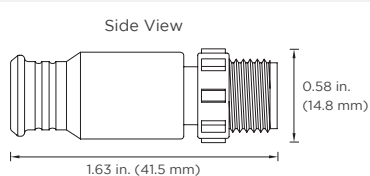
3-pin Male Connector



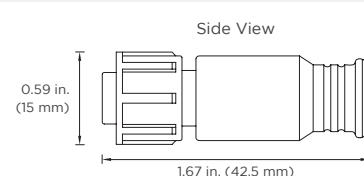
3-pin Female Connector



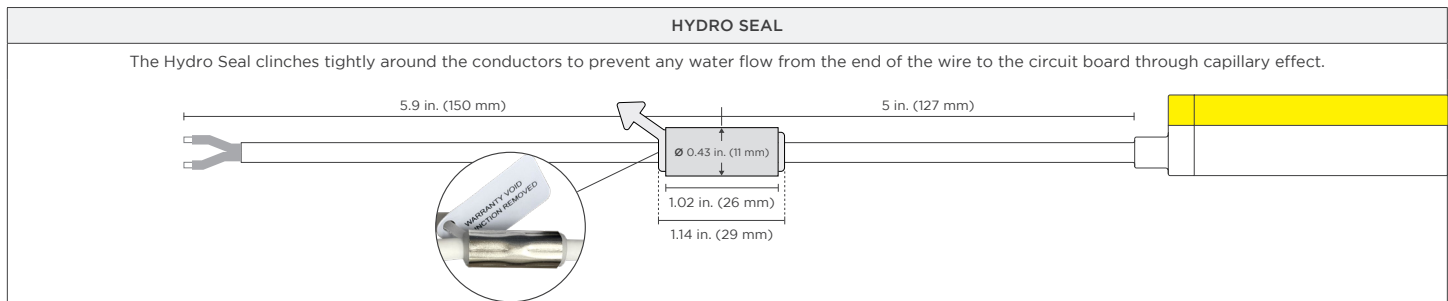
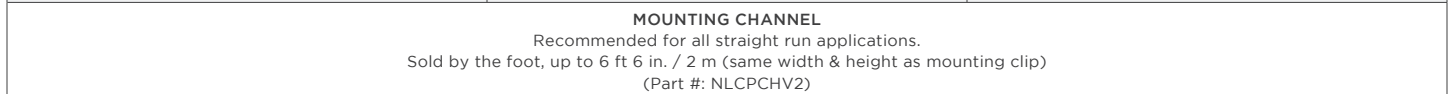
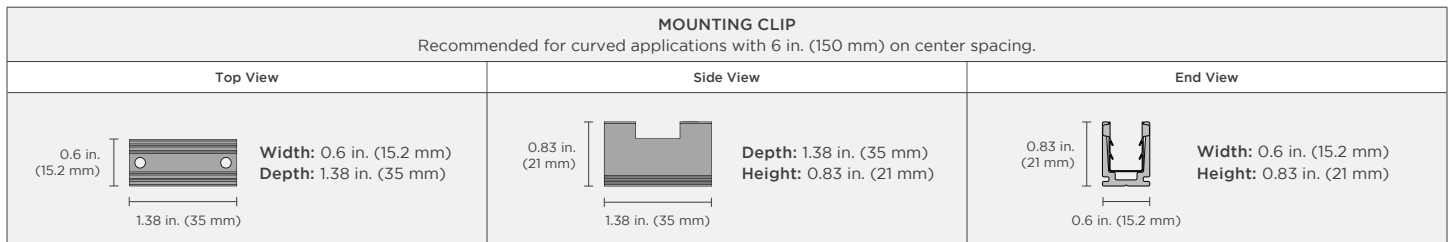
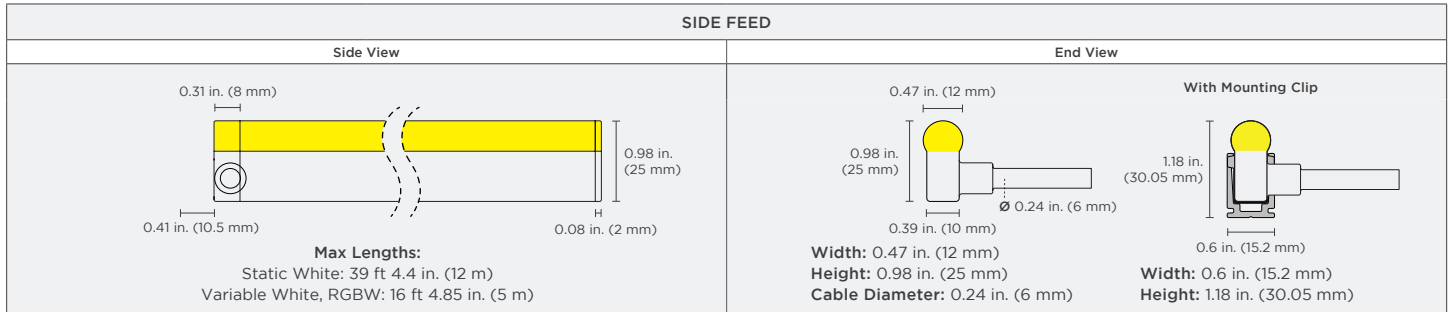
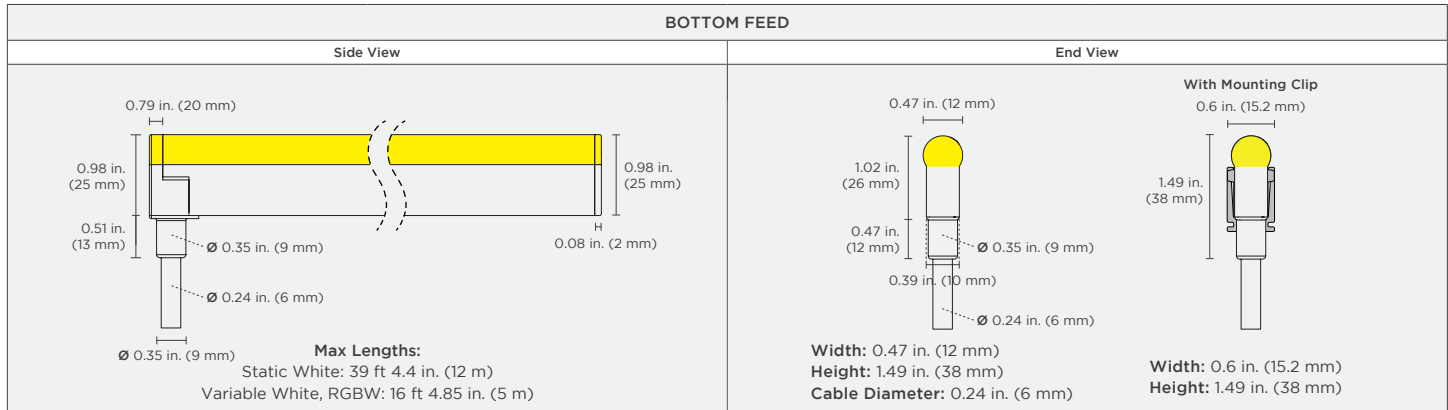
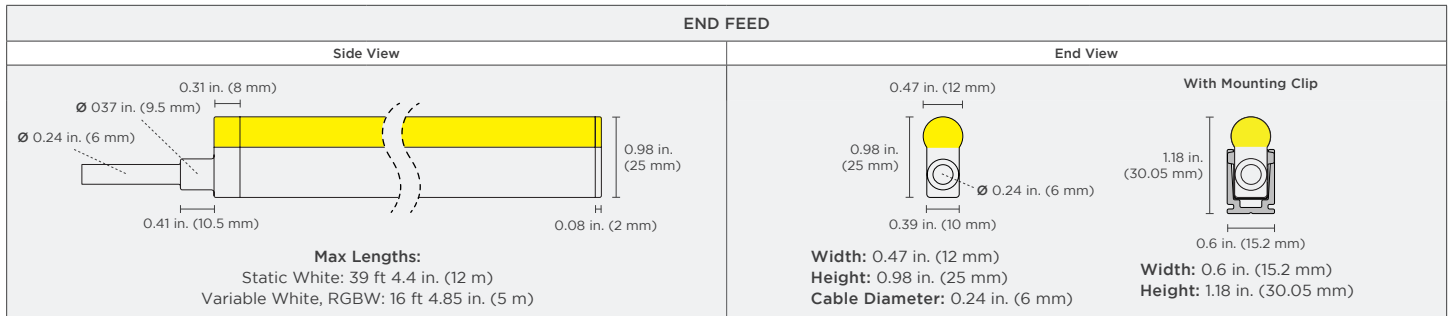
5-pin Male Connector



5-pin Female Connector

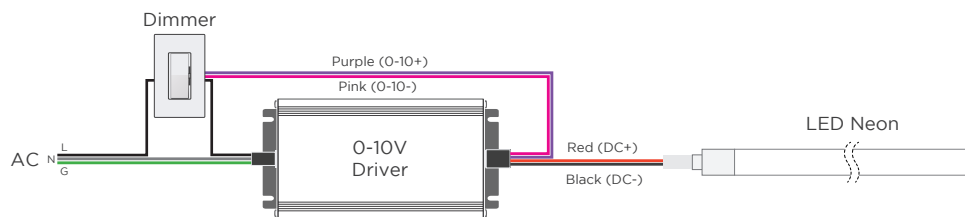


DIMENSIONS & DIAGRAMS

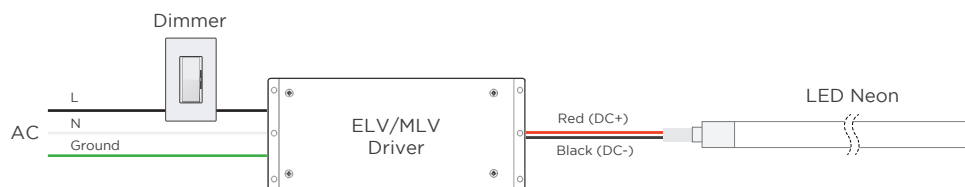


WIRING DIAGRAMS - STATIC WHITE / RGBW

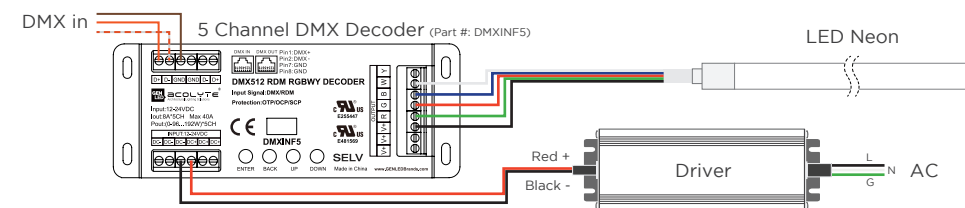
0-10V



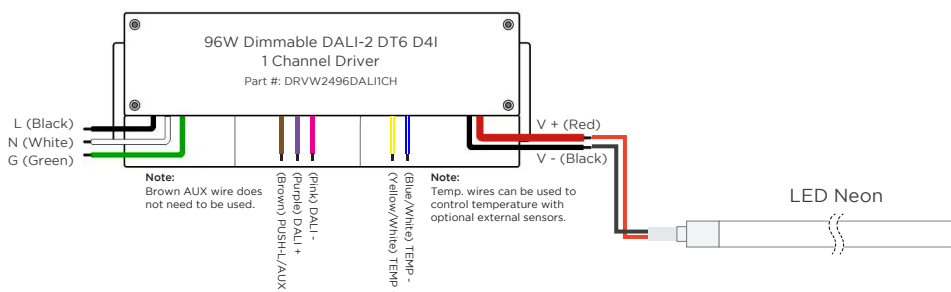
MLV / ELV



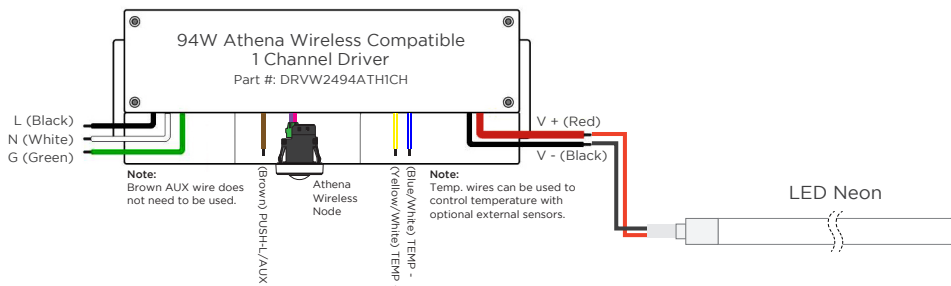
DMX



DALI-2 WIRING WITH STATIC WHITE NEON



STATIC WHITE NEON WIRING WITH ATHENA WIRELESS COMPATIBLE DRIVER



WIRE COLORS

STATIC WHITE

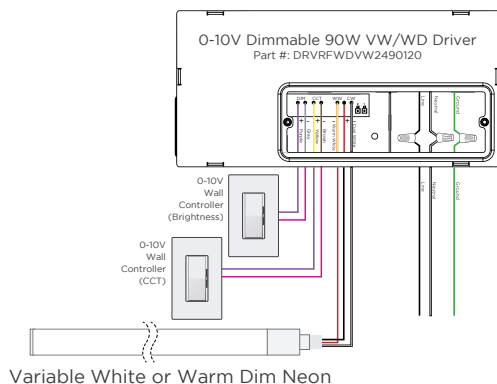
Red Wire (+) Positive
Black Wire (-) Negative

RGBW

Black Wire (+) Positive
Red Wire (-) goes to Red Channel
Green Wire (-) goes to Green Channel
Blue Wire (-) goes to Blue Channel
White Wire (-) goes to White Channel

WIRING DIAGRAMS - VARIABLE WHITE / WARM DIM

2-CHANNEL VARIABLE WHITE & WARM DIM DIMMING



WIRE COLORS

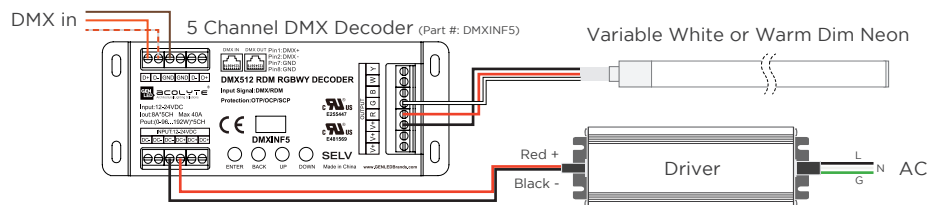
VARIABLE WHITE

Black Wire (+) Positive
Red Wire (-) goes to Warm White Channel
White Wire (-) goes to Cool White Channel

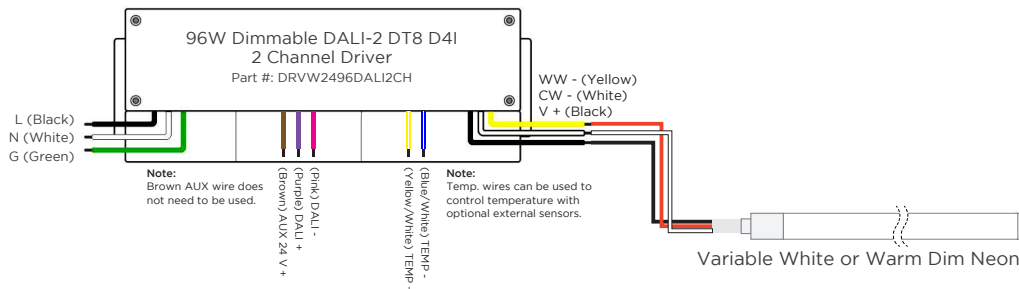
WARM DIM

Black Wire (+) Positive
Red Wire (-) goes to Warm White Channel
White Wire (-) goes to Cool White Channel

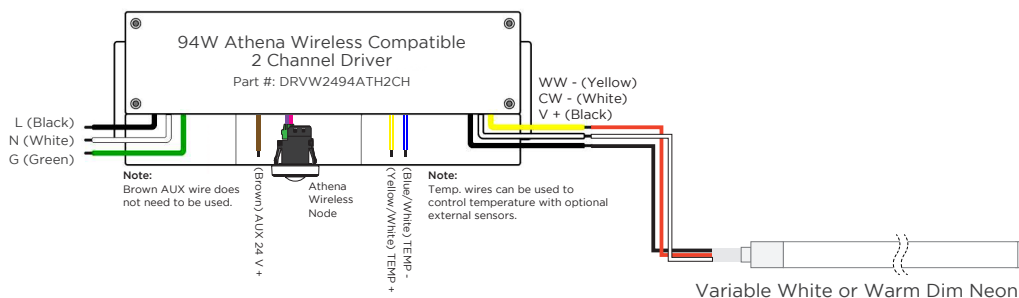
DMX WIRING DIAGRAM - COMPATIBLE WITH VARIABLE WHITE & WARM DIM NEON



DALI-2 WIRING WITH VARIABLE WHITE & WARM DIM NEON



ATHENA WIRELESS COMPATIBLE DRIVER WIRING WITH VARIABLE WHITE & WARM DIM NEON



REV.12FEB2026

GLOBAL HQ

320 Murray Hill Pkwy
East Rutherford, NJ 07073
U.S.
T: (+1) 212 629 6830
E: Sales-US@GENLEDBrands.com

EUROPEAN HQ

Hogeweyselaan 119
1382 JK Weesp
Netherlands
T: (+31) 346 235 000
E: SalesEurope@GENLEDBrands.com

MEINA HQ

PO Box 371378, #823, Building 4EA
Dubai Airport Free Zone
Dubai, UAE
T: (+971) 4 701 7901
E: SalesMEINA@genledbrands.com

ASIA-PACIFIC HQ

Room 402, Building D
Shenshi Tongchuang Science and Technology Park
No. 16 Hongyin Road
Xingqiang Community, Xinhua Street
Guangming District, Shenzhen, China 518107
T: (+86) 755 8529 0710
E: Sales-Pacific@GENLEDBrands.com