


### NEON CONTOUR PLUS

This bendable, waterproof silicone fixture features all the benefits of modern LEDs while creating the classic look of neon tubes. Available in Static White, Variable White and color changing RGBW, Neon Contour Plus is designed with a larger profile to brave the elements in façade lighting and lettering. It's like neon, but better – and bigger!

- Side-bending flexible silicone creates larger vivid tubes of light
- RGBW, Static White, Variable White at 4.5 W/ft (14.76 W/m)
- Static White, Variable White cut lengths at 1.97 in. (50 mm)
- RGBW cut lengths at 3.28 in. (83.33 mm)
- Waterproof and UV resistant
- Salt water resistant
- Unique rounded design helps create signature styles

#### Applications:

Commercial Entertainment Healthcare    Hospitality Museums Public Spaces    Residential Retail / Signage



### ORDERING GUIDE

Category	Wattage & Color		Power Feed Direction
<b>NLCP</b>			
NLCP - Neon Contour Plus	4.524 - 4.5 W/ft 2400K	4.5VW - 4.5 W/ft Variable White (2400K-6000K)	E - End Feed
	4.527 - 4.5 W/ft 2700K	4.5RGB27 - 4.5 W/ft RGB+White (2700K)	B - Bottom Feed
	4.530 - 4.5 W/ft 3000K	4.5RGB30 - 4.5 W/ft RGB+White (3000K)	
	4.535 - 4.5 W/ft 3500K	4.5RGB40 - 4.5 W/ft RGB+White (4000K)	
	4.540 - 4.5 W/ft 4000K		

#### Mounting


##### 1. Aluminum Mounting Clip

Recommended for curved applications with 6 in. (150 mm) on center spacing  
Part #: NLCPMOUNTCLIPV2

##### 2. Neon Contour Plus Mounting Channel

Recommended for all straight run applications  
Sold by the foot, up to 6 ft 6 in. / 2 m  
Part #: NLCPCHV2

#### AVAILABLE COLORS AND COLOR TEMPERATURES



### USAGE GUIDELINES



- Neon Contour cannot be cut in the field. All custom cuts and connections for these models must be performed at the factory to ensure waterproofing standards are met. Any modification of the waterproofing will result in a void warranty.
- When installing this product, consider the surface temperature of the material where it will be mounted. Many building surfaces which are exposed to direct sunlight exceed the 140 °F (60 °C) maximum for which this product is rated. High-risk locations like this should be avoided.
- This product can be used in wet, outdoor locations around swimming pools and spa tubs, but is not intended to be submerged in pools and fountains and does not carry UL 676 certification for submersion.
- Compatible with a wide variety of controls.
- For use with Acolyte drivers, Triac dimming modules, 0-10 V modules and DMX interfaces when applicable.
- Use with non-Acolyte Triac, MLV or ELV drivers is not supported or warrantied.
- Due to the cuttable points inside, this product's cuttable lengths are generally longer or shorter than the customer requested length. Unless specified, this product is factory cut at the shorter cuttable point.

Acolyte does not warrant or represent that this information is free from errors or omission. We reserve the right to make changes to our product lineup, specifications, design and finishes at any time without notice. Acolyte is not in any way liable for the accuracy of any information printed and stored or in any way interpreted or used.

POWER FEED OPTIONS / SPECIFICATIONS / USAGE GUIDELINES

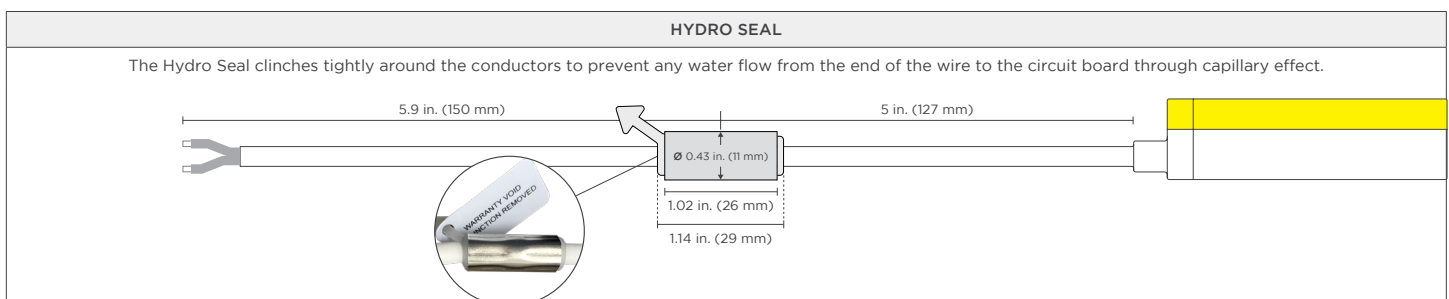
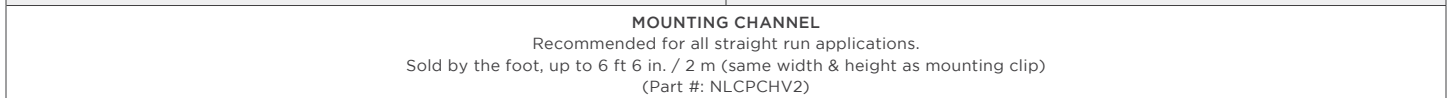
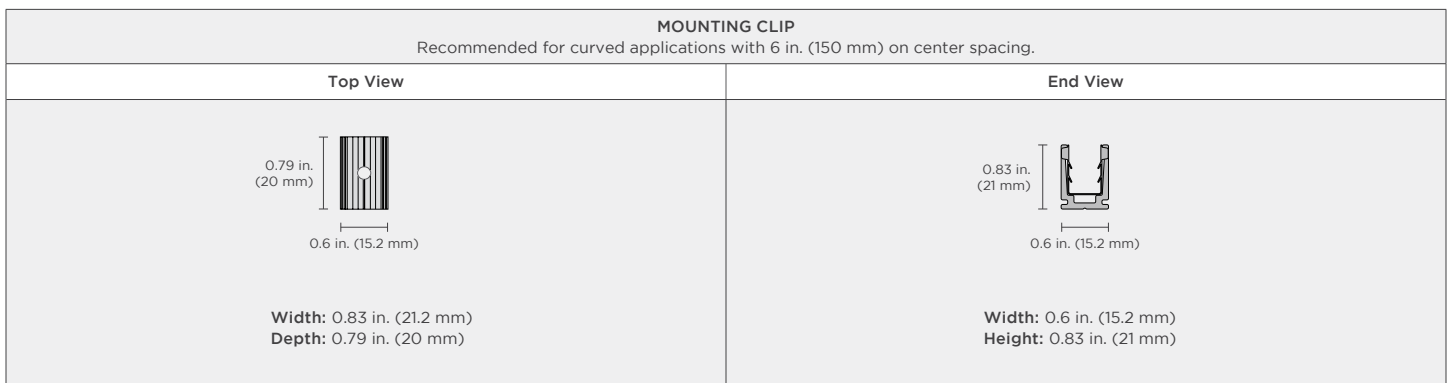
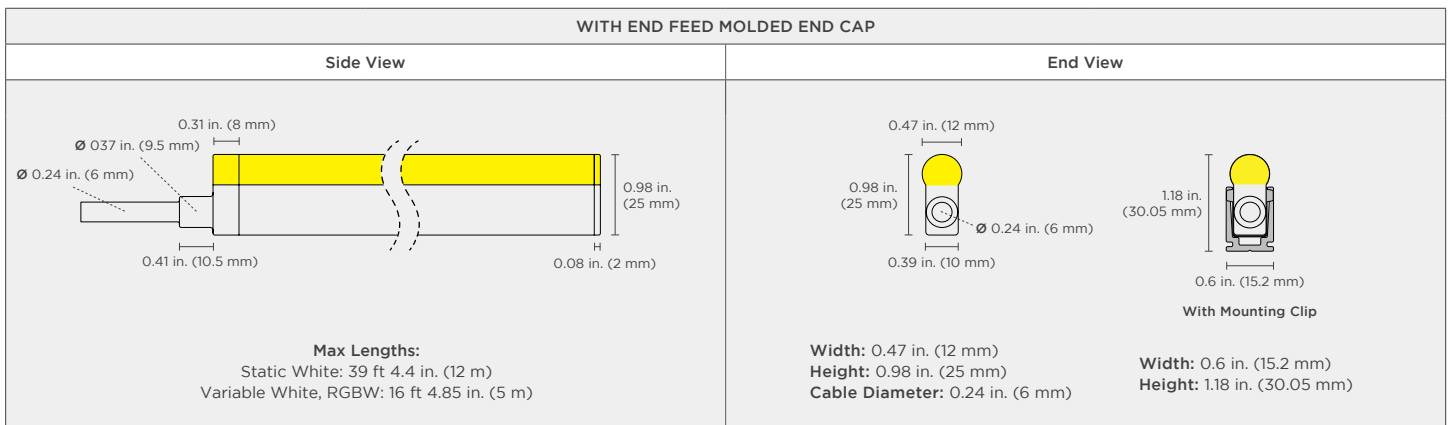
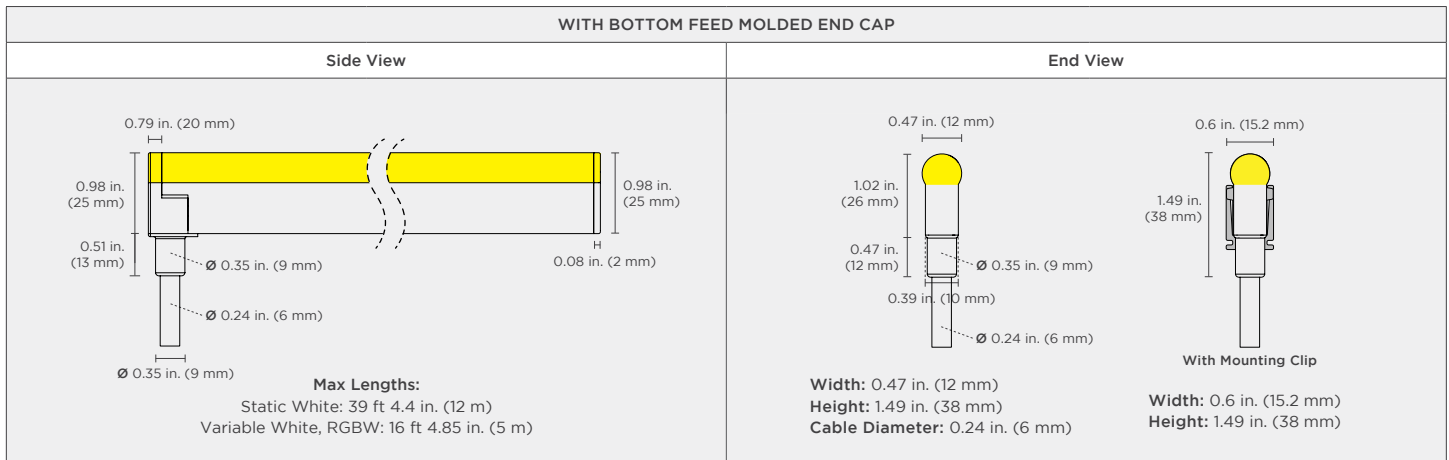
SPECIFICATIONS	NEON CONTOUR PLUS
Operating Voltage	24 VDC
Power Consumption	Static White, Variable White, RGBW: 4.5 W/ft (14.76 W/m)
Protection Rating	IP67
Beam Angle	110°
Dimming	ELV / MLV / 0-10 Volt / DMX
Operating Temperature	-4 – 140 °F (-20 – 60 °C)
Color Temperatures / Colors	2400K, 2700K, 3000K, 3500K, 4000K, Variable White (2400K-6000K) RGBW (2700K, 3000K, 4000K)
Lamp Life	50,000 Hours
Max Length	Static White: 39 ft 4.4 in. (12 m) (Not Field Cuttable) Variable White, RGBW: 16 ft 4.85 in. (5 m) (Not Field Cuttable)
Cutable Length	Static White, Variable White: 1.97 in (50 mm) RGBW: 3.28 in. (83.33 mm) <b>NOT FIELD CUTTABLE</b>
Power Cable Length	Standard: 12 in. (304.8 mm) / Custom: up to 20 ft (6 m)
UV Resistant	UV tested in accordance with ISO 4892-3 with no visible change on the appearance of the sample
Minimum Bend Radius	5.9 in. (150 mm)
CRI (white)	90+ for all Color Temperatures
Lumens	<b>4.5 Static White</b> 4000K: 206 lm/ft (675.7 lm/m), 43 lm/W
	<b>4.5 Variable White</b> 164 lm/ft (537.92 lm/m), 34 lm/W
	<b>4.5 RGBW</b> Red: 9 lm/ft (29.5 lm/m), 8 lm/W / Green: 27 lm/ft (88.56 lm/m), 19 lm/W / Blue: 7 lm/ft (22.96 lm/m), 5 lm/W White: 47 lm/ft (154.16 lm/m), 28 lm/W / All LEDs at 100%: 90 lm/ft (295.2 lm/m), 20 lm/W

MOLDED END CAPS



<p><b>2-pin Male Connector</b></p> <p>Side View</p> <p>1.63 in. (41.5 mm)</p> <p>0.58 in. (14.8 mm)</p> <p>End View</p>	<p><b>2-pin Female Connector</b></p> <p>End View</p> <p>0.59 in. (15 mm)</p> <p>Side View</p> <p>1.67 in. (42.5 mm)</p>
<p><b>3-pin Male Connector</b></p> <p>Side View</p> <p>1.63 in. (41.5 mm)</p> <p>0.58 in. (14.8 mm)</p> <p>End View</p>	<p><b>3-pin Female Connector</b></p> <p>End View</p> <p>0.59 in. (15 mm)</p> <p>Side View</p> <p>1.67 in. (42.5 mm)</p>
<p><b>5-pin Male Connector</b></p> <p>Side View</p> <p>1.63 in. (41.5 mm)</p> <p>0.58 in. (14.8 mm)</p> <p>End View</p>	<p><b>5-pin Female Connector</b></p> <p>End View</p> <p>0.59 in. (15 mm)</p> <p>Side View</p> <p>1.67 in. (42.5 mm)</p>

**DIMENSIONS & DIAGRAMS**

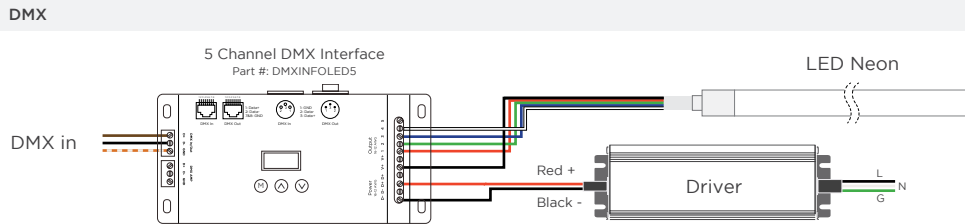
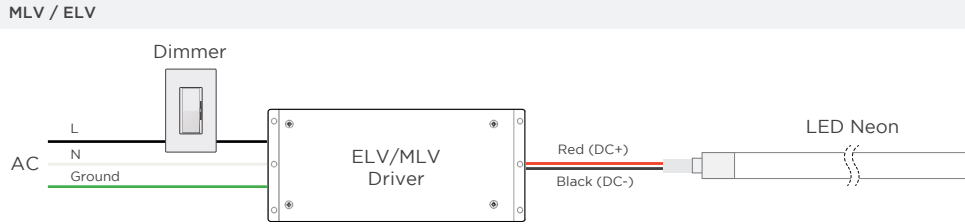
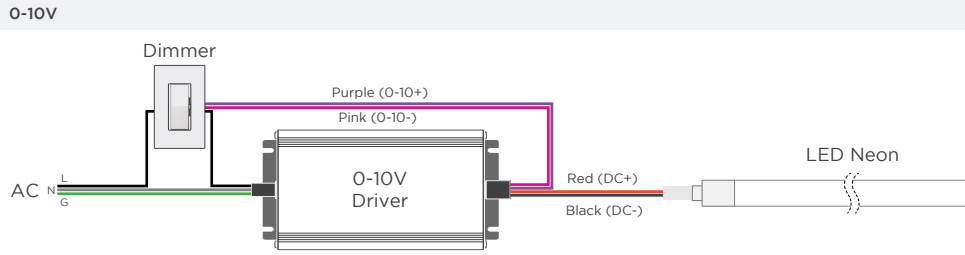


WIRING DIAGRAMS - STATIC WHITE / RGBW

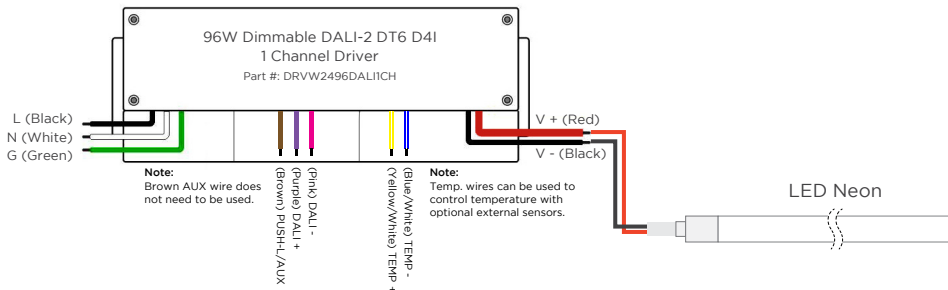
WIRE COLORS PER RIBBONLYTE COLOR

**STATIC WHITE**  
Red Wire (+) Positive  
Black Wire (-) Negative

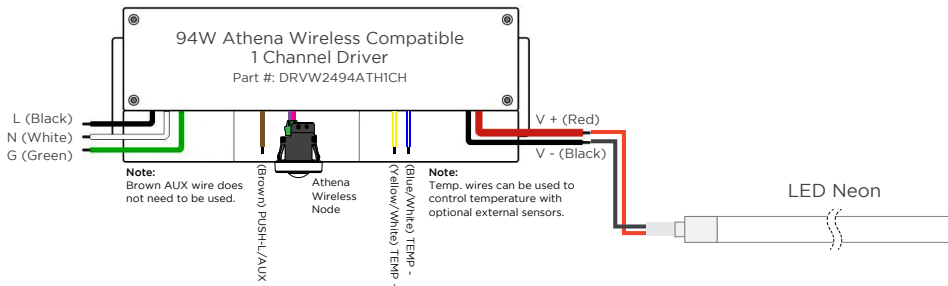
**RGBW**  
Black Wire (+) Positive  
Red Wire (-) goes to Red Channel  
Green Wire (-) goes to Green Channel  
Blue Wire (-) goes to Blue Channel  
White Wire (-) goes to White Channel



DALI-2 WIRING WITH STATIC WHITE NEON

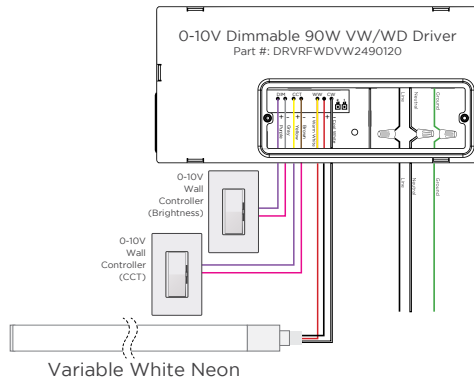


STATIC WHITE NEON WIRING WITH ATHENA WIRELESS COMPATIBLE DRIVER



WIRING DIAGRAMS - VARIABLE WHITE

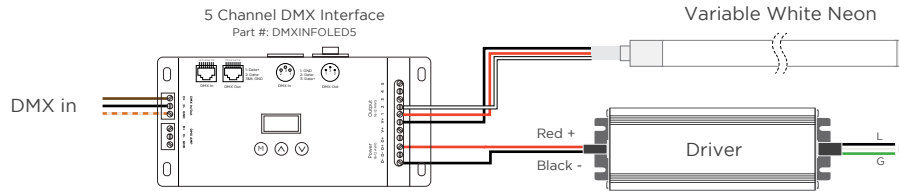
2-CHANNEL VARIABLE WHITE DIMMING



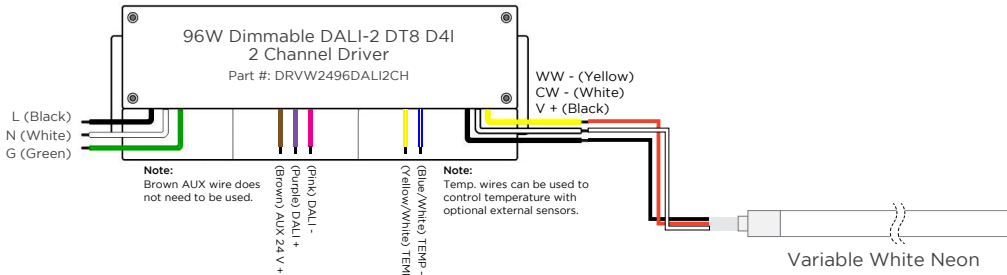
WIRE COLORS PER RIBBONLYTE COLOR

**VARIABLE WHITE**  
Black Wire (+) Positive  
Red Wire (-) goes to Warm White Channel  
White Wire (-) goes to Cool White Channel

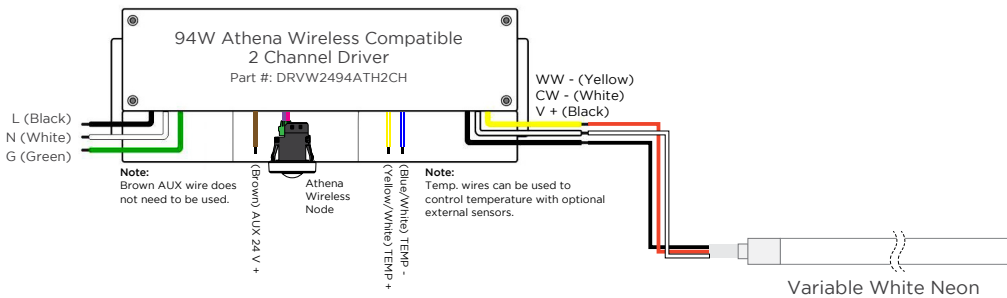
DMX WIRING DIAGRAM - COMPATIBLE WITH ALL MODELS OF VARIABLE WHITE RIBBONLYTE



DALI-2 WIRING WITH VARIABLE WHITE NEON



ATHENA WIRELESS COMPATIBLE DRIVER WIRING WITH VARIABLE WHITE NEON



REV.17APR2025

**GLOBAL HQ**

320 Murray Hill Pkwy  
East Rutherford, NJ 07073  
U.S.  
T: (+1) 212 629 6830  
E: Sales-US@GENLEDBrands.com

**EUROPEAN HQ**

Hogeweyselaan 119  
1382 JK Weesp  
Netherlands  
T: (+31) 346 235 000  
E: SalesEurope@GENLEDBrands.com

**MEINA HQ**

PO Box 371378, #823, Building 4EA  
Dubai Airport Free Zone  
Dubai, UAE  
T: (+971) 4 701 7901  
E: SalesMEINA@genledbrands.com

**ASIA-PACIFIC HQ**

Room 402, Building D  
Shensi Tongchuang Science and Technology Park  
No. 16 Hongyin Road  
Xingqiang Community, Xihu Street  
Guangming District, Shenzhen, China 518107  
T: (+86) 755 8529 0710  
E: Sales-Pacific@GENLEDBrands.com