


NEON CONTOUR

It's like neon, but better! This bendable, waterproof silicone fixture uses a rounded lens that gives modern LEDs the classic glow of neon tubes. Available in Static White, Variable White, Warm Dim and color changing RGB, the Neon Contour is designed to brave the elements in façade lighting and lettering.

- Side-bending flexible silicone creates vivid tubes of light
- RGB, Static White, Variable White, Warm Dim at 3.0 W/ft (9.8 W/m)
- 1.97 in. (50 mm) incremental length
- Molded end cap for smooth finish
- Waterproof and UV resistant
- Salt water resistant
- Unique rounded design helps create signature styles

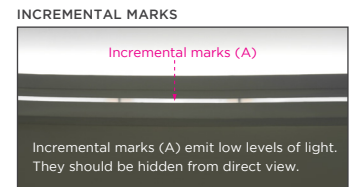
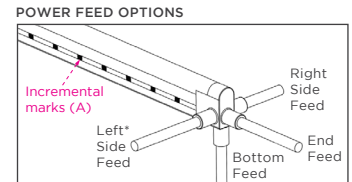
Applications:

Commercial Entertainment Healthcare	Hospitality Museums Public Spaces	Residential Retail / Signage
---	---	---------------------------------



ORDERING GUIDE

Category	Wattage & Color	Power Feed Direction
NLC		
NLC - Neon Contour	3.022 - 3.0 W/ft (9.8 W/m) 2200K 3.024 - 3.0 W/ft (9.8 W/m) 2400K 3.027 - 3.0 W/ft (9.8 W/m) 2700K 3.030 - 3.0 W/ft (9.8 W/m) 3000K 3.035 - 3.0 W/ft (9.8 W/m) 3500K 3.040 - 3.0 W/ft (9.8 W/m) 4000K	E - End Feed B - Bottom Feed LS - Left Side Feed* RS - Right Side Feed
Mounting		* Recommended
1. Aluminum Mounting Clip	Recommended for curved applications with 6 in. (150 mm) on center spacing Part #: NLCMOUNTCLIPV2	
2. Neon Contour Mounting Channel	Recommended for all straight run applications Sold by the foot, up to 6 ft 6 in. / 2 m Part #: NLCCHV2	



AVAILABLE COLORS AND COLOR TEMPERATURES



USAGE GUIDELINES

- Neon Contour cannot be cut in the field. All custom cuts and connections for these models must be performed at the factory to ensure waterproofing standards are met. Any modification of the waterproofing will result in a void warranty.
- When installing this product, consider the surface temperature of the material where it will be mounted. Many building surfaces which are exposed to direct sunlight exceed the 140 °F (60 °C) maximum for which this product is rated. High-risk locations like this should be avoided.
- This product can be used in wet, outdoor locations around swimming pools and spa tubs, but is not intended to be submerged in pools and fountains and does not carry UL 676 certification for submersion.
- Compatible with a wide variety of controls.
- For use with Acolyte drivers, Triac dimming modules, 0-10 V modules and DMX interfaces when applicable.
- Use with non-Acolyte Triac, MLV or ELV drivers is not supported or warranted.
- Due to the cuttable points inside, this product's cuttable lengths are generally longer or shorter than the customer requested length. Unless specified, this product is factory cut at the shorter cuttable point.

Acolyte does not warrant or represent that this information is free from errors or omission. We reserve the right to make changes to our product lineup, specifications, design and finishes at any time without notice. Acolyte is not in any way liable for the accuracy of any information printed and stored or in any way interpreted or used.

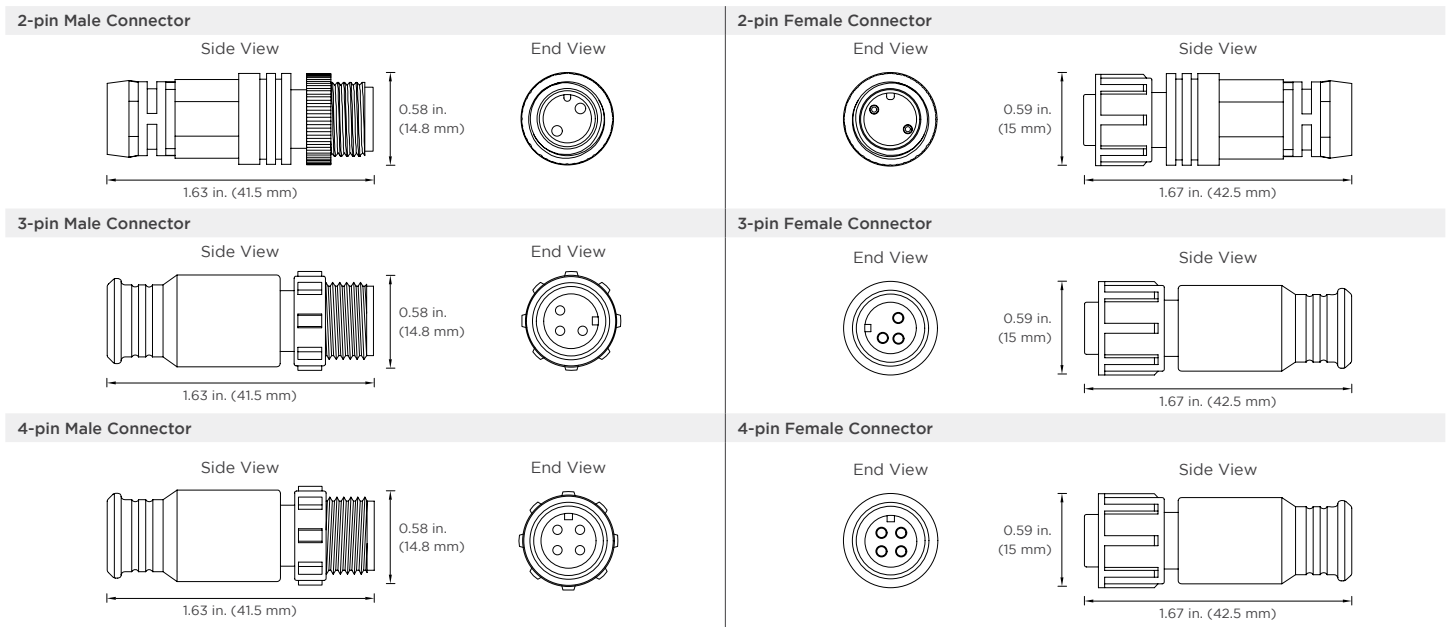

POWER FEED OPTIONS / SPECIFICATIONS / USAGE GUIDELINES

SPECIFICATIONS	NEON CONTOUR
Operating Voltage	24 VDC
Power Consumption	3.0 W/ft (9.8 W/m)
Protection Rating	IP67
Beam Angle	110°
Dimming	ELV / MLV / 0-10 Volt / DMX
Operating Temperature	-4 – 140 °F (-20 – 60 °C)
Color Temperatures / Colors	2200K, 2400K, 2700K, 3000K, 3500K, 4000K, Variable White (2400K-6000K), Warm Dim (1800K-3000K), RGB
Lifetime (L70 reported)	50,000 hours
Max Length	Static White: 42 ft 7.81 in. (13 m) Variable White, Warm Dim, RGB: 16 ft 4.85 in. (5 m)
Incremental Length	1.97 in. (50 mm) NOT FIELD CUTTABLE
Power Cable Length	Standard: 12 in. (304.8 mm) / Custom: up to 20 ft (6 m)
UV Resistant	UV tested in accordance with ISO 4892-3 with no visible change on the appearance of the sample
Minimum Bend Radius	3.94 in. (100 mm)
CRI (white)	90+ for all Color Temperatures
Lumens	Static White 2200K: 268 lm/ft (881 lm/m), 51 lm/W / 2400K: 163.4 lm/ft (536 lm/m), 56 lm/W / 2700K: 186.5 lm/ft (612 lm/m), 64 lm/W 3000K: 203.6 lm/ft (668 lm/m), 70 lm/W / 3500K: 181.7 lm/ft (596 lm/m), 62 lm/W 4000K: 209.1 lm/ft (686 lm/m), 72 lm/W
	Variable White All LEDs at 100%: 133.6 lm/ft (438.3 lm/m), 48 lm/W
	Warm Dim All LEDs at 100%: 113.1 lm/ft (371.1 lm/m), 41 lm/W
	RGB Red: 11 lm/ft (36.1 lm/m), 11 lm/W Green: 43 lm/ft (141 lm/m), 29 lm/W Blue: 9 lm/ft (29.5 lm/m), 5 lm/W All LEDs at 100%: 63 lm/ft (206.6 lm/m), 21 lm/W

MOLDED END CAPS (See page 3 for details.)



Note: Fixtures less than 8 in. (203 mm) long will come with silicone end caps (A).



DIMENSIONS & DIAGRAMS

END FEED	
<p>Side View</p> <p>Max Lengths: Static White: 42 ft 7.81 in. (13 m) Variable White, RGB: 16 ft 4.85 in. (5 m)</p>	<p>End View</p> <div style="display: flex; justify-content: space-around;"> <div style="text-align: center;"> <p>0.67 in. (17 mm) 0.31 in. (8 mm) Ø 0.24 in. (6 mm)</p> <p>Bottom Width: 0.31 in. (8 mm) Height: 0.67 in. (17 mm) Cable Diameter: 0.24 in. (6 mm)</p> </div> <div style="text-align: center;"> <p>With Mounting Clip</p> <p>0.85 in. (21.6 mm) 0.42 in. (10.6 mm)</p> <p>Width: 0.42 in. (10.6 mm) Height: 0.85 in. (21.6 mm)</p> </div> </div>

BOTTOM FEED	
<p>Side View</p> <p>Max Lengths: Static White: 42 ft 7.81 in. (13 m) Variable White, RGB: 16 ft 4.85 in. (5 m)</p>	<p>End View</p> <div style="display: flex; justify-content: space-around;"> <div style="text-align: center;"> <p>1.05 in. (26.6 mm) 0.31 in. (8 mm) Ø 0.24 in. (6 mm)</p> <p>Bottom Width: 0.31 in. (8 mm) Height: 1.05 in. (26.6 mm) Cable Diameter: 0.24 in. (6 mm)</p> </div> <div style="text-align: center;"> <p>With Mounting Clip</p> <p>1.05 in. (26.6 mm) 0.42 in. (10.6 mm)</p> <p>Width: 0.42 in. (10.6 mm) Height: 1.05 in. (26.6 mm)</p> </div> </div>

SIDE FEED	
<p>Side View</p> <p>Max Lengths: Static White: 42 ft 7.81 in. (13 m) Variable White, RGB: 16 ft 4.85 in. (5 m)</p>	<p>End View</p> <div style="display: flex; justify-content: space-around;"> <div style="text-align: center;"> <p>0.87 in. (22 mm) 0.67 in. (17 mm) 0.31 in. (8 mm) Ø 0.24 in. (6 mm)</p> <p>Bottom Width: 0.31 in. (8 mm) Height: 0.67 in. (17 mm) Cable Diameter: 0.24 in. (6 mm)</p> </div> <div style="text-align: center;"> <p>With Mounting Clip</p> <p>0.85 in. (21.6 mm) 0.42 in. (10.6 mm)</p> <p>Width: 0.42 in. (10.6 mm) Height: 0.85 in. (21.6 mm)</p> </div> </div>

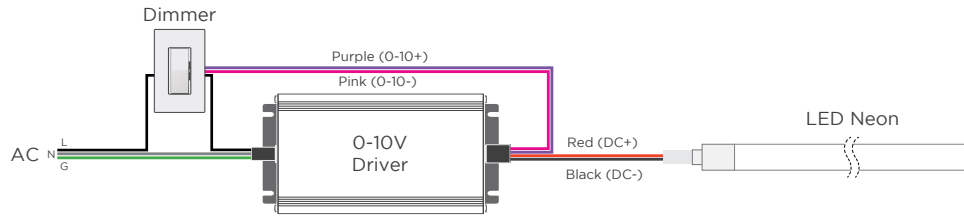
MOUNTING CLIP - Recommended for curved applications with 6 in. (150 mm) on center spacing.	
<p>Top View</p> <p>Width: 0.42 in. (10.6 mm) Depth: 0.98 in. (25 mm)</p>	<p>End View</p> <p>Width: 0.42 in. (10.6 mm) Height: 0.61 in. (15.5 mm)</p>

MOUNTING CHANNEL (Part #: NLCCHV2)
Recommended for all straight run applications. Sold by the foot, up to 6 ft 6 in. / 2 m (same width & height as mounting clip)

HYDRO SEAL	
<p>The Hydro Seal clinches tightly around the conductors to prevent any water flow from the end of the wire to the circuit board through capillary effect.</p>	
<p>5.9 in. (150 mm) 5 in. (127 mm) 1.02 in. (26 mm) 1.14 in. (29 mm)</p>	<p>Ø 0.43 in. (11 mm) 1.02 in. (26 mm)</p>

WIRING DIAGRAMS - STATIC WHITE / RGB

0-10V

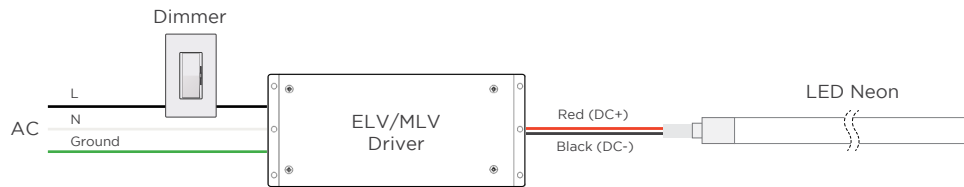


WIRE COLORS

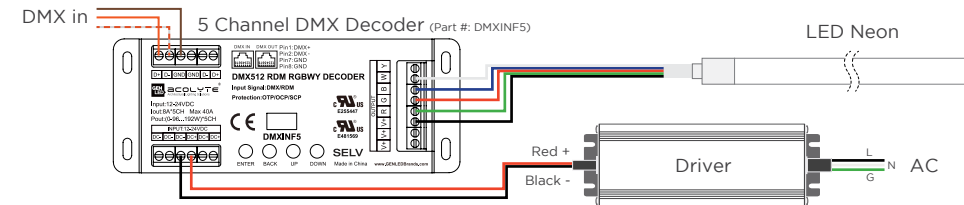
STATIC WHITE
Red Wire (+) Positive
Black Wire (-) Negative

RGB
Black Wire (+) Positive
Red Wire (-) goes to Red Channel
Green Wire (-) goes to Green Channel
Blue Wire (-) goes to Blue Channel

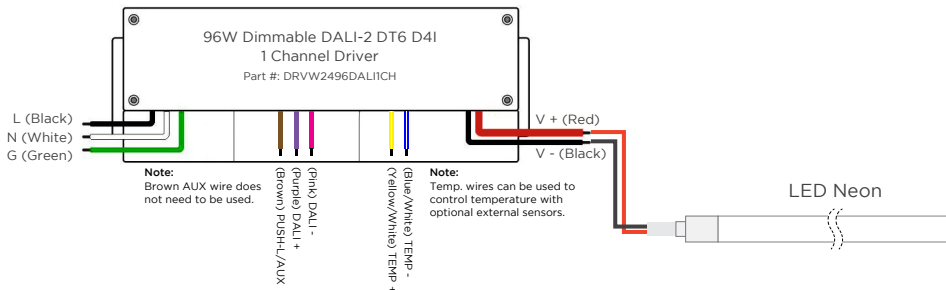
MLV / ELV



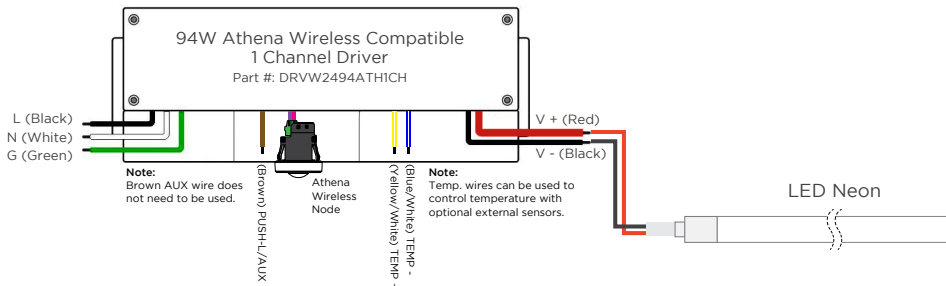
DMX



DALI-2 WIRING WITH STATIC WHITE NEON

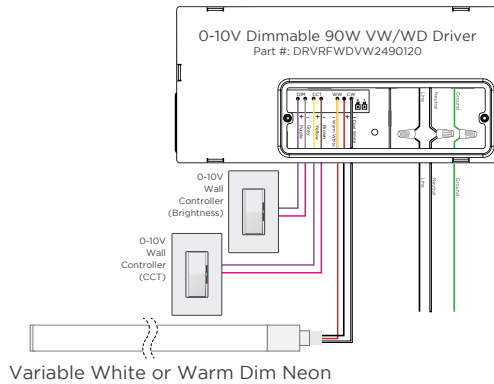


STATIC WHITE NEON WIRING WITH ATHENA WIRELESS COMPATIBLE DRIVER



WIRING DIAGRAMS - VARIABLE WHITE / WARM DIM

2-CHANNEL VARIABLE WHITE & WARM DIM DIMMING

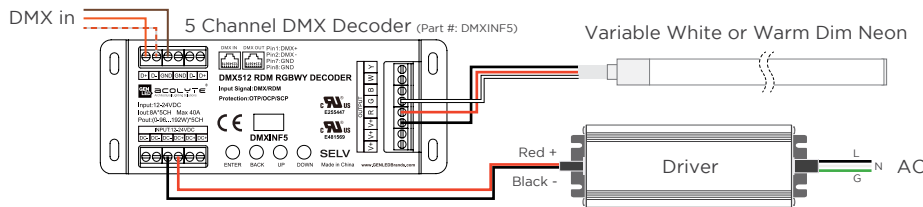


WIRE COLORS

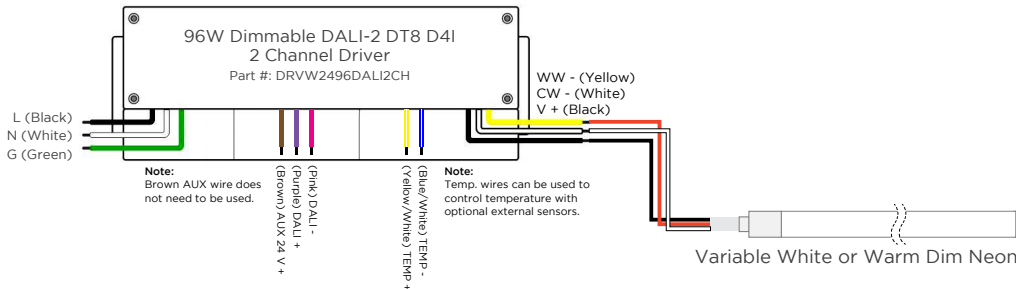
VARIABLE WHITE
Black Wire (+) Positive
Red Wire (-) goes to Warm White Channel
White Wire (-) goes to Cool White Channel

WARM DIM
Black Wire (+) Positive
Red Wire (-) goes to Warm White Channel
White Wire (-) goes to Cool White Channel

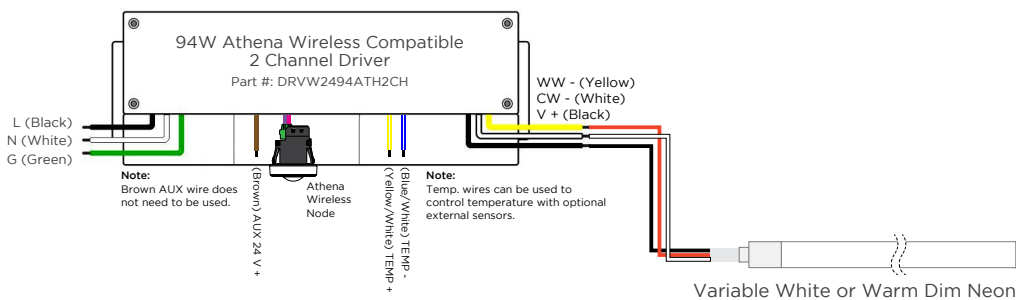
DMX WIRING DIAGRAM - COMPATIBLE WITH VARIABLE WHITE & WARM DIM NEON



DALI-2 WIRING WITH VARIABLE WHITE & WARM DIM NEON



ATHENA WIRELESS COMPATIBLE DRIVER WIRING WITH VARIABLE WHITE & WARM DIM NEON



REV.03APR2026

GLOBAL HQ

320 Murray Hill Pkwy
East Rutherford, NJ 07073
U.S.
T: (+1) 212 629 6830
E: Sales-US@GENLEDBrands.com

EUROPEAN HQ

Hogeweyselaan 119
1382 JK Weesp
Netherlands
T: (+31) 346 235 000
E: SalesEurope@GENLEDBrands.com

MEINA HQ

PO Box 371378, #823, Building 4EA
Dubai Airport Free Zone
Dubai, UAE
T: (+971) 4 701 7901
E: SalesMEINA@genlebrands.com

ASIA-PACIFIC HQ

Room 402, Building D
Shenshi Tongchuang Science and Technology Park
No. 16 Hongyin Road
Xingqiang Community, Xinhua Street
Guangming District, Shenzhen, China 518107
T: (+86) 755 8529 0710
E: Sales-Pacific@GENLEDBrands.com