

## NEON CONTOUR

It's like neon, but better! This bendable, waterproof silicone fixture uses a rounded lens that gives modern LEDs the classic glow of neon tubes. Available in Static White, Variable White and color changing RGB, the Neon Contour is designed to brave the elements in façade lighting and lettering.


- Side-bending flexible silicone creates vivid tubes of light
- RGB, Static White, Variable White at 3.0 W/ft (9.8 W/m)
- All cut lengths at 1.97 in. (50 mm)
- Molded end cap for smooth finish
- Waterproof and UV resistant
- Salt water resistant
- Unique rounded design helps create signature styles

### Applications:

Commercial  
Entertainment  
Healthcare

Hospitality  
Museums  
Public Spaces

Residential  
Retail / Signage



## ORDERING GUIDE

Category	Wattage & Color		Power Feed Direction
<b>NLC</b>			
<b>NLC - Neon Contour</b>	<b>3.024</b> - 3.0 W/ft (9.8 W/m) 2400K <b>3.027</b> - 3.0 W/ft (9.8 W/m) 2700K <b>3.030</b> - 3.0 W/ft (9.8 W/m) 3000K <b>3.035</b> - 3.0 W/ft (9.8 W/m) 3500K <b>3.040</b> - 3.0 W/ft (9.8 W/m) 4000K	<b>3.0RGB</b> - 3.0 W/ft (9.8 W/m) Red, Green, Blue <b>3.0VW</b> - 3.0 W/ft (9.8 W/m) Variable White (2400K-6000K)	<b>E</b> - End Feed <b>B</b> - Bottom Feed

### Mounting

#### 1. Aluminum Mounting Clip

Recommended for curved applications with 6 in. (150 mm) on center spacing  
Part #: NLCMOUNTCLIPV2

#### 2. Neon Contour Mounting Channel

Recommended for all straight run applications  
Sold by the foot, up to 6 ft 6 in. / 2 m  
Part #: NLCCHV2

### AVAILABLE COLORS AND COLOR TEMPERATURES



## USAGE GUIDELINES

- Neon Contour cannot be cut in the field. All custom cuts and connections for these models must be performed at the factory to ensure waterproofing standards are met. Any modification of the waterproofing will result in a void warranty.
- When installing this product, consider the surface temperature of the material where it will be mounted. Many building surfaces which are exposed to direct sunlight exceed the 140 °F (60 °C) maximum for which this product is rated. High-risk locations like this should be avoided.
- This product can be used in wet, outdoor locations around swimming pools and spa tubs, but is not intended to be submerged in pools and fountains and does not carry UL 676 certification for submersion.
- Compatible with a wide variety of controls.
- For use with Acolyte drivers, Triac dimming modules, 0-10 V modules and DMX interfaces when applicable.
- Use with non-Acolyte Triac, MLV or ELV drivers is not supported or warrantied.
- Due to the cuttable points inside, this product's cuttable lengths are generally longer or shorter than the customer requested length. Unless specified, this product is factory cut at the shorter cuttable point.

Acolyte does not warrant or represent that this information is free from errors or omission. We reserve the right to make changes to our product lineup, specifications, design and finishes at any time without notice. Acolyte is not in any way liable for the accuracy of any information printed and stored or in any way interpreted or used.

POWER FEED OPTIONS / SPECIFICATIONS / USAGE GUIDELINES

SPECIFICATIONS	NEON CONTOUR
Operating Voltage	24 VDC
Power Consumption	Static White, Variable White, RGB: 3.0 W/ft (9.8 W/m)
Protection Rating	IP67
Beam Angle	110°
Dimming	ELV / MLV / 0-10 Volt / DMX
Operating Temperature	-4 – 140 °F (-20 – 60 °C)
Color Temperatures / Colors	2400K, 2700K, 3000K, 3500K, 4000K, Variable White (2400K-6000K), RGB
Lamp Life	50,000 hours
Max Length	Static White: 42 ft 7.81 in. (13 m) Variable White, RGB: 16 ft 4.85 in. (5 m)
Incremental Length	1.97 in. (50 mm) <b>NOT FIELD CUTTABLE</b>
Power Cable Length	Standard: 12 in. (304.8 mm) / Custom: up to 20 ft (6 m)
UV Resistant	UV tested in accordance with ISO 4892-3 with no visible change on the appearance of the sample
Minimum Bend Radius	3.94 in. (100 mm)
CRI (white)	90+ for all Color Temperatures
Lumens	<b>3.0 Static White</b> 4000K: 152 lm/ft (498.6 lm/m), 38 lm/W
	<b>3.0 Variable White</b> 150 lm/ft (492 lm/m), 34 lm/W
	<b>3.0 RGB</b> Red: 11 lm/ft (36.1 lm/m), 11 lm/W Green: 43 lm/ft (141 lm/m), 29 lm/W Blue: 9 lm/ft (29.5 lm/m), 5 lm/W All LEDs at 100%: 63 lm/ft (206.6 lm/m), 21 lm/W

MOLDED END CAPS (RGB models are with silicone end caps. See page 4 for details.)



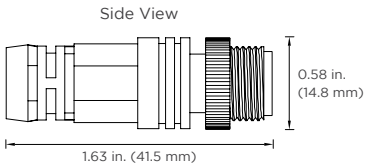
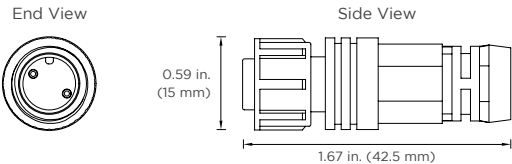
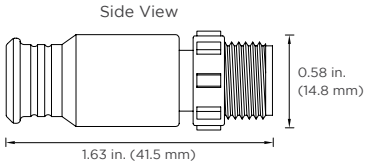
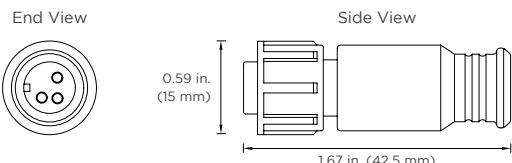
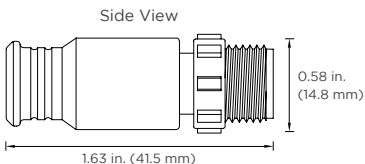
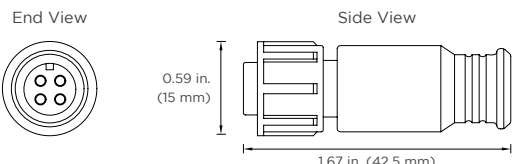
Molded End Cap



Molded Power Feed End Cap

**Note:** Fixtures less than 8 in. (203 mm) long will come with silicone end caps (A).



<b>2-pin Male Connector</b> 		<b>2-pin Female Connector</b> 	
<b>3-pin Male Connector</b> 		<b>3-pin Female Connector</b> 	
<b>4-pin Male Connector</b> 		<b>4-pin Female Connector</b> 	

**DIMENSIONS & DIAGRAMS - STATIC WHITE & VARIABLE WHITE MODELS WITH MOLDED END CAPS**

WITH BOTTOM FEED MOLDED END CAP	
Side View	End View
<p><b>Max Lengths:</b> Static White: 42 ft 7.81 in. (13 m) Variable White: 16 ft 4.85 in. (5 m)</p>	<p><b>Bottom Width:</b> 0.31 in. (8 mm) <b>Height:</b> 1.05 in. (26.6 mm) <b>Cable Diameter:</b> 0.24 in. (6 mm)</p> <p><b>With Mounting Clip</b> <b>Width:</b> 0.42 in. (10.6 mm) <b>Height:</b> 1.05 in. (26.6 mm)</p>

WITH END FEED MOLDED END CAP	
Side View	End View
<p><b>Max Lengths:</b> Static White: 42 ft 7.81 in. (13 m) Variable White: 16 ft 4.85 in. (5 m)</p>	<p><b>Bottom Width:</b> 0.31 in. (8 mm) <b>Height:</b> 0.67 in. (17 mm) <b>Cable Diameter:</b> 0.24 in. (6 mm)</p> <p><b>With Mounting Clip</b> <b>Width:</b> 0.42 in. (10.6 mm) <b>Height:</b> 0.85 in. (21.6 mm)</p>

MOUNTING CLIP	
Recommended for curved applications with 6 in. (150 mm) on center spacing.	
Top View	End View
<p><b>Width:</b> 0.42 in. (10.6 mm) <b>Depth:</b> 0.79 in. (20 mm)</p>	<p><b>Width:</b> 0.42 in. (10.6 mm) <b>Height:</b> 0.61 in. (15.5 mm)</p>

MOUNTING CHANNEL	
Recommended for all straight run applications. Sold by the foot, up to 6 ft 6 in. / 2 m (same width & height as mounting clip) (Part #: NLCCHV2)	

HYDRO SEAL	
The Hydro Seal clinches tightly around the conductors to prevent any water flow from the end of the wire to the circuit board through capillary effect.	

**DIMENSIONS & DIAGRAMS - RGB MODELS WITH SILICONE END CAPS**

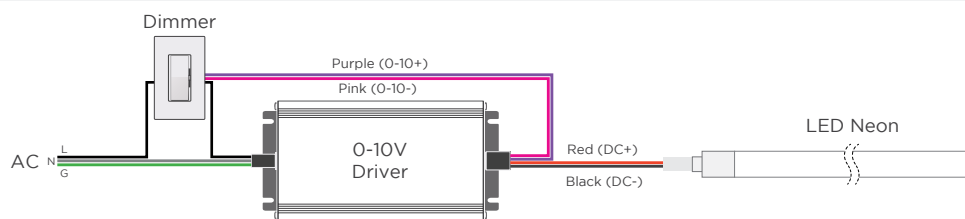
WITH BOTTOM FEED SILICONE END CAP	
Side View	End View
<p><b>Max Lengths:</b> RGB: 16 ft 4.85 in. (5 m)</p>	<p><b>Width:</b> 0.47 in. (12 mm) <b>Height:</b> 1.3 in. (33 mm) <b>Cable Diameter:</b> 0.24 in. (6 mm)</p> <p><b>With Mounting Clip</b> <b>Width:</b> 0.42 in. (10.6 mm) <b>Height:</b> 1.3 in. (33 mm)</p>

WITH END FEED SILICONE END CAP	
Side View	End View
<p><b>Max Lengths:</b> RGB: 16 ft 4.85 in. (5 m)</p>	<p><b>Width:</b> 0.47 in. (12 mm) <b>Height:</b> 0.75 in. (19 mm) <b>Cable Diameter:</b> 0.24 in. (6 mm)</p> <p><b>With Mounting Clip</b> <b>Width:</b> 0.42 in. (10.6 mm) <b>Height:</b> 0.89 in. (22.6 mm)</p>

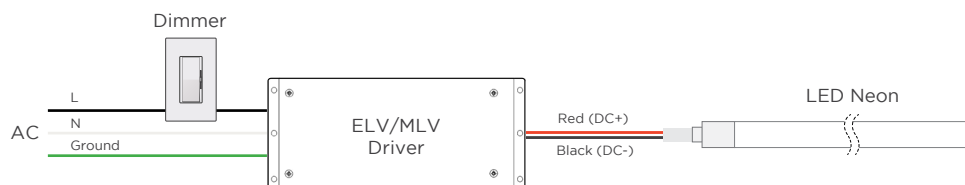
MOUNTING CLIP	
Recommended for curved applications with 6 in. (150 mm) on center spacing.	
Top View	End View
<p><b>Width:</b> 0.42 in. (10.6 mm) <b>Depth:</b> 0.79 in. (20 mm)</p>	<p><b>Width:</b> 0.42 in. (10.6 mm) <b>Height:</b> 0.61 in. (15.5 mm)</p>
MOUNTING CHANNEL	
<p>Recommended for all straight run applications. Sold by the foot, up to 6 ft 6 in. / 2 m (same width &amp; height as mounting clip) (Part #: NLCCHV2)</p>	

## WIRING DIAGRAMS - STATIC WHITE / RGB

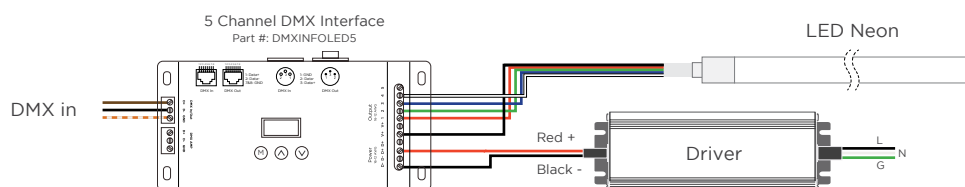
### 0-10V



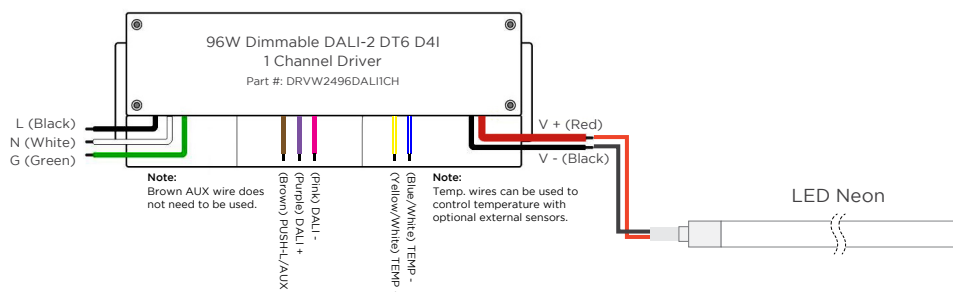
### MLV / ELV



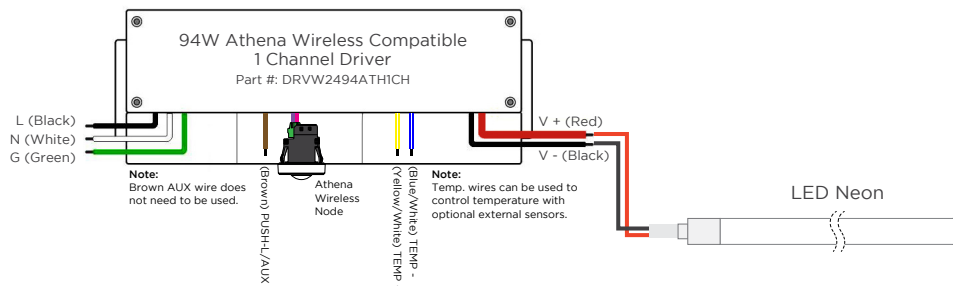
### DMX



### DALI-2 WIRING WITH STATIC WHITE NEON



### STATIC WHITE NEON WIRING WITH ATHENA WIRELESS COMPATIBLE DRIVER



### WIRE COLORS PER RIBBONLYTE COLOR

#### STATIC WHITE

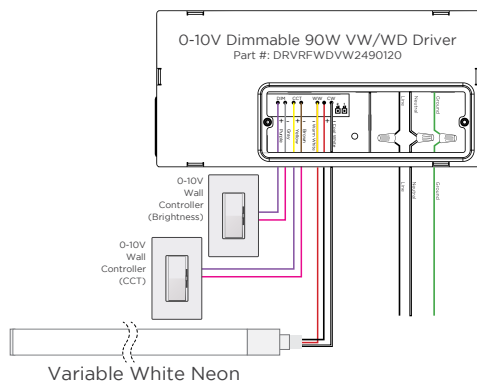
Red Wire (+) Positive  
Black Wire (-) Negative

#### RGB

Black Wire (+) Positive  
Red Wire (-) goes to Red Channel  
Green Wire (-) goes to Green Channel  
Blue Wire (-) goes to Blue Channel

## WIRING DIAGRAMS - VARIABLE WHITE

### 2-CHANNEL VARIABLE WHITE DIMMING

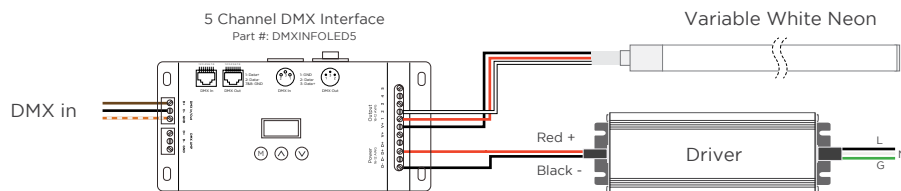


### WIRE COLORS PER RIBBONLYTE COLOR

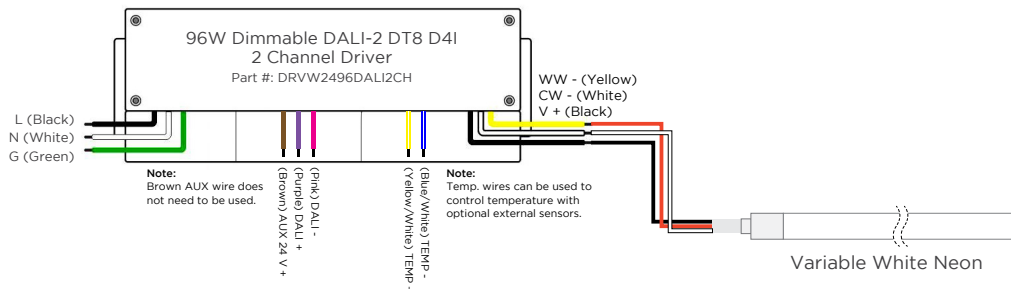
#### VARIABLE WHITE

Black Wire (+) Positive  
Red Wire (-) goes to Warm White Channel  
White Wire (-) goes to Cool White Channel

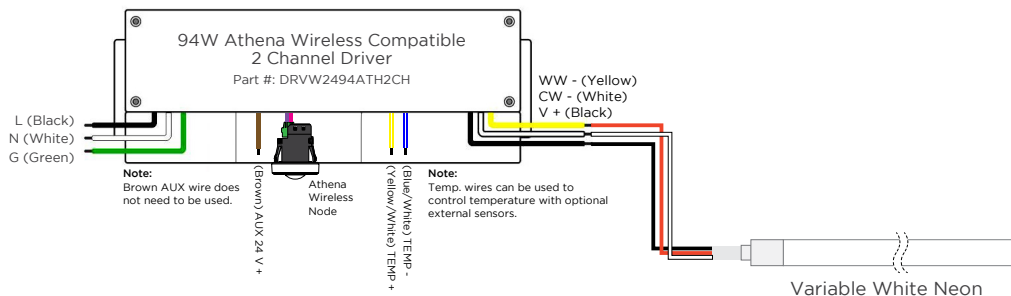
### DMX WIRING DIAGRAM - COMPATIBLE WITH ALL MODELS OF VARIABLE WHITE RIBBONLYTE



### DALI-2 WIRING WITH VARIABLE WHITE NEON



### ATHENA WIRELESS COMPATIBLE DRIVER WIRING WITH VARIABLE WHITE NEON



REV.11JUN2025

#### GLOBAL HQ

320 Murray Hill Pkwy  
East Rutherford, NJ 07073  
U.S.  
T: (+1) 212 629 6830  
E: Sales-US@GENLEDBrands.com

#### EUROPEAN HQ

Hogeweyselaan 119  
1382 JK Weesp  
Netherlands  
T: (+31) 346 235 000  
E: SalesEurope@GENLEDBrands.com

#### MEINA HQ

PO Box 371378, #823, Building 4EA  
Dubai Airport Free Zone  
Dubai, UAE  
T: (+971) 4 701 7901  
E: SalesMEINA@genlebrands.com

#### ASIA-PACIFIC HQ

Room 402, Building D  
Shensi Tongchuang Science and Technology Park  
No. 16 Hongyin Road  
Xingqiang Community, Xinhua Street  
Guangming District, Shenzhen, China 518107  
T: (+86) 755 8529 0710  
E: Sales-Pacific@GENLEDBrands.com