


NEON CONTOUR

It's like neon, but better! This bendable, waterproof silicone fixture uses a rounded lens that gives modern LEDs the classic glow of neon tubes. Available in Static White, Variable White and color changing RGB, the Neon Contour is designed to brave the elements in façade lighting and lettering.

- Side-bending flexible silicone creates vivid tubes of light
- RGB, Static White, Variable White at 3.0 W/ft (9.8 W/m)
- All cut lengths at 1.97 in. (50 mm)
- Waterproof and UV resistant
- Unique rounded design helps create signature styles

Applications:

Commercial	Hospitality	Residential
Entertainment	Museums	Retail / Signage
Healthcare	Public Spaces	



ORDERING GUIDE

Category	Wattage & Color		Power Feed Direction
NLC			
NLC - Neon Contour	3.024 - 3.0 W/ft (9.8 W/m) 2400K 3.027 - 3.0 W/ft (9.8 W/m) 2700K 3.030 - 3.0 W/ft (9.8 W/m) 3000K 3.035 - 3.0 W/ft (9.8 W/m) 3500K 3.040 - 3.0 W/ft (9.8 W/m) 4000K	3.0RGB - 3.0 W/ft (9.8 W/m) Red, Green, Blue 3.0VW - 3.0 W/ft (9.8 W/m) Variable White (2400K-6000K)	E - End Feed B - Bottom Feed

Mounting

1. Aluminum Mounting Clip

Recommended for curved applications with 6 in. (150 mm) on center spacing
Part #: NLCMOUNTCLIPV2

2. Neon Contour Mounting Channel

Recommended for all straight run applications
Sold by the foot, up to 6 ft 6 in. / 2 m
Part #: NLCCHV2

AVAILABLE COLORS AND COLOR TEMPERATURES



POWER FEED OPTIONS / SPECIFICATIONS / USAGE GUIDELINES

SPECIFICATIONS	NEON CONTOUR
Operating Voltage	24V DC
Power Consumption	Static White, Variable White, RGB: 3.0 W/ft (9.8 W/m)
Protection Rating	IP67
Beam Angle	110°
Dimming	ELV / MLV / 0-10 Volt / DMX
Operating Temperature	-4° F to 140° F (-20° C to 60° C)
Color Temperatures / Colors	2400K, 2700K, 3000K, 3500K, 4000K, Variable White (2400K-6000K), RGB
Lamp Life	50,000 Hours
Max Length	Static White: 42 ft 7.81 in. (13 m) Variable White, RGB: 16 ft 4.85 in. (5 m)
Cutable Length	Static White, Variable White, RGB: 1.97 in. (50 mm) Not Field Cutable
Power Cable Length	Standard: 12 in. (304.8 mm) / Custom: up to 20 ft (6 m)
UV Resistant	UV tested in accordance with ISO 4892-3 with no visible change on the appearance of the sample
Minimum Bend Diameter	7.87 in. (200 mm)
CRI (white)	90+ for all Color Temperatures
Lumens	3.0 Static White 4000K: 152 lm/ft (498.6 lm/m), 38 lm/W
	3.0 Variable White 150 lm/ft (492 lm/m), 34 lm/W
	3.0 RGB
	Red: 11 lm/ft (36.1 lm/m), 11 lm/W Green: 43 lm/ft (141 lm/m), 29 lm/W Blue: 9 lm/ft (29.5 lm/m), 5 lm/W
	All LEDs at 100%: 63 lm/ft (206.6 lm/m), 21 lm/W

MOLDED END CAPS



Molded End Cap



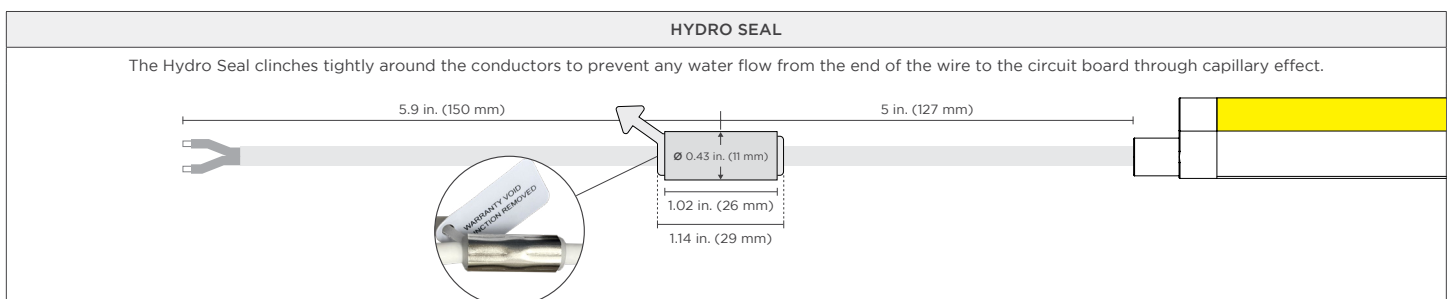
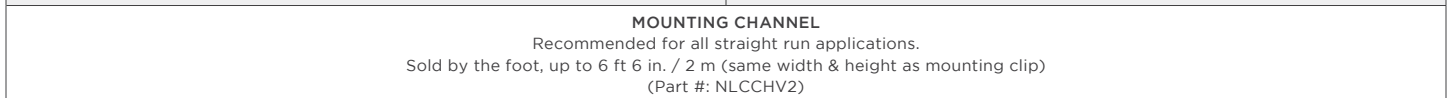
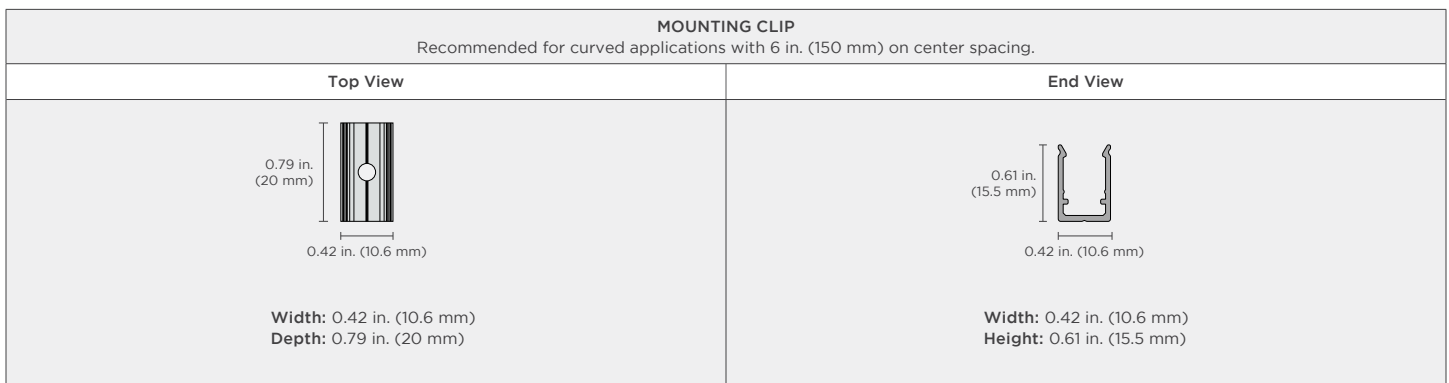
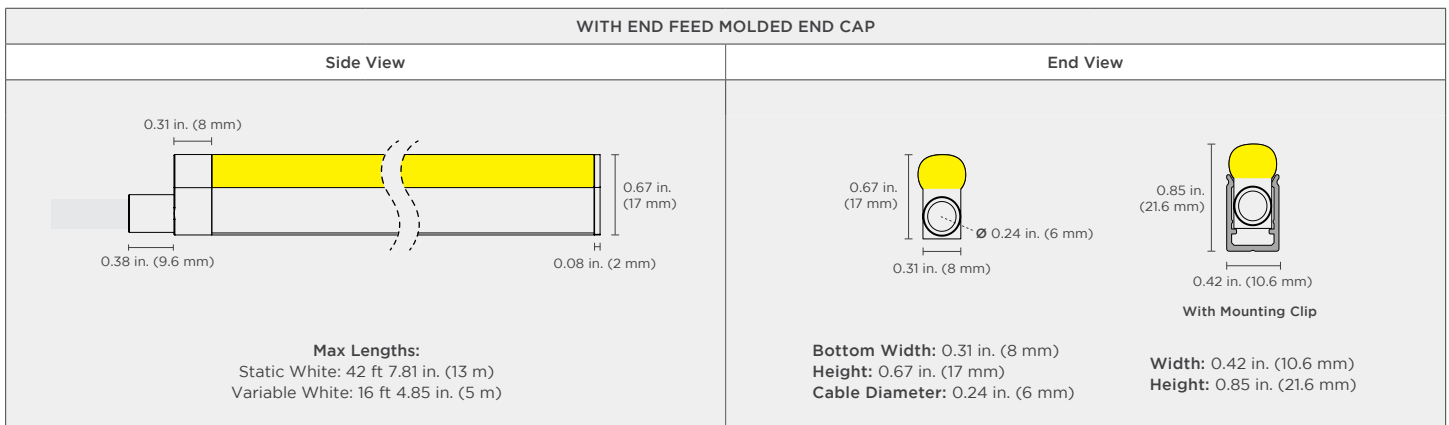
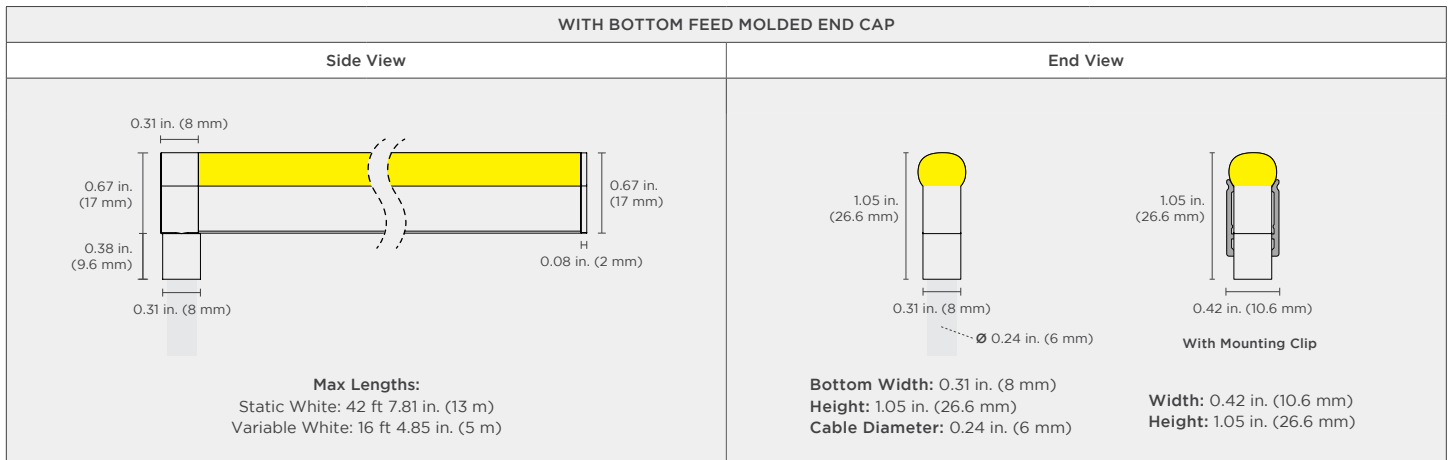
Molded Power Feed End Cap

USAGE GUIDELINES

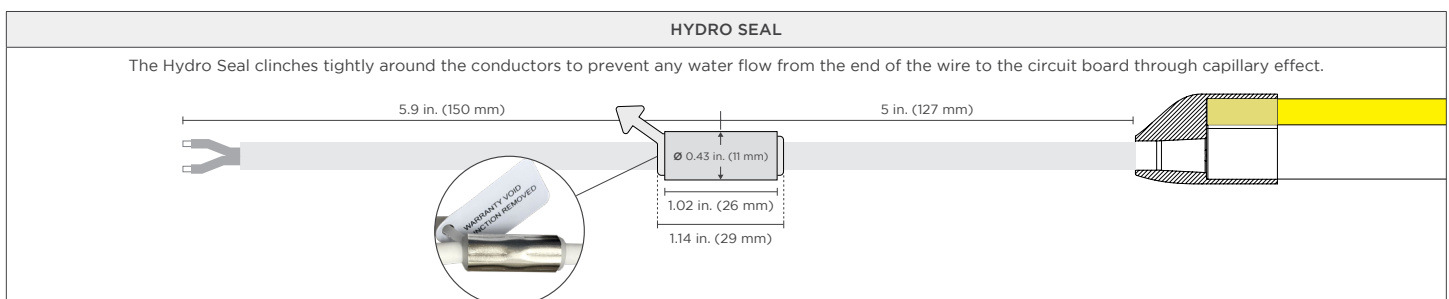
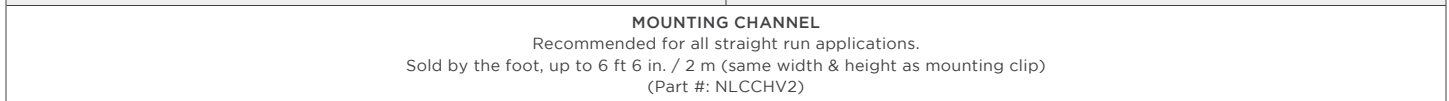
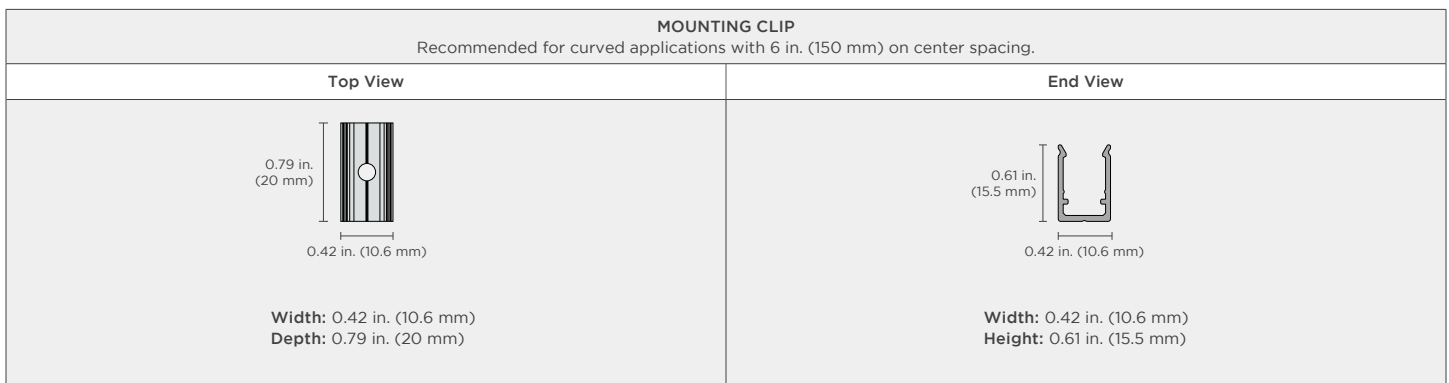
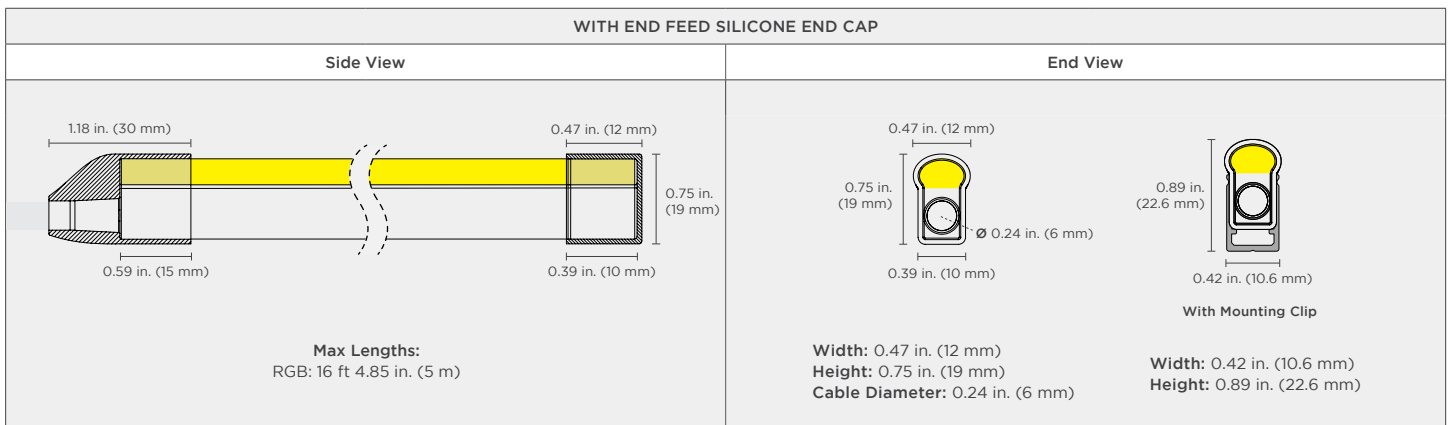
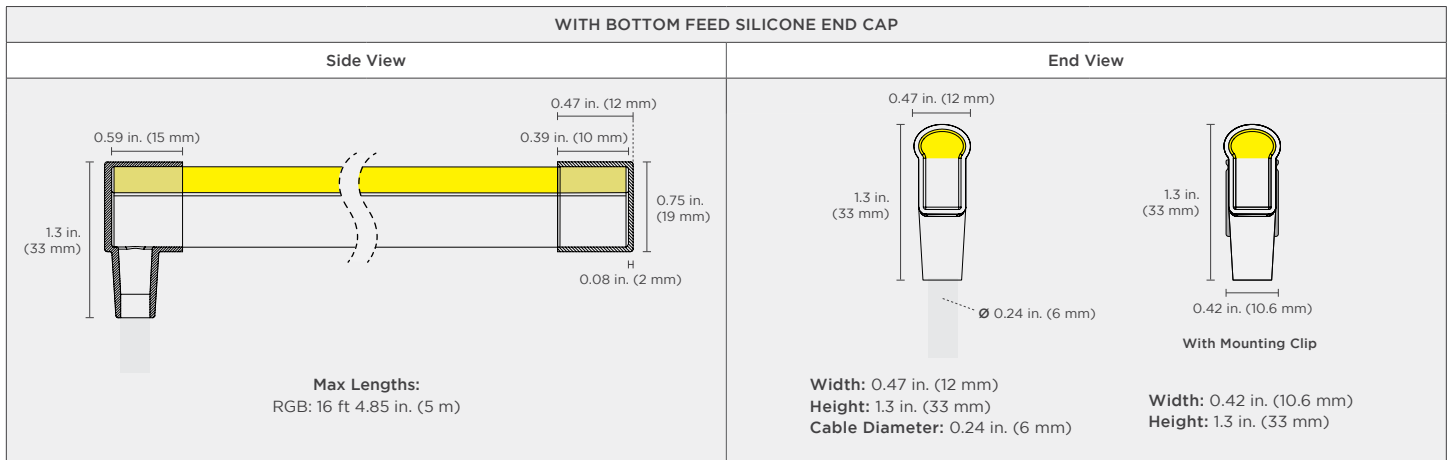
- When installing this product take into account the surface temperature of the material where it will be mounted. Many building surfaces which are exposed to direct sunlight exceed the 140° F/60° C maximum that our product is rated for. High-risk locations like this should be avoided.
- This product is not intended to be submerged in pools and fountains and does not carry UL 676 certification to do so. Available for download at: www.GENLEDBrands.com/Acolyte
- Compatible with a wide variety of control products including the entire line of Lutron dimming systems.
- For use with Acolyte drivers, triac dimming modules, and 0-10 modules.
- Use with non-Acolyte triac, MLV or ELV drivers is not supported or warranted
- Due to the cutable points inside, this product's cutable lengths are generally longer or shorter than the customer requested length. Unless specified, this product is factory cut at the shorter cutable point
- This product can be used in wet, outdoor locations around swimming pools and spa tubs, but not submerged in swimming pools and spa tubs.
- We reserve the right to make changes to product lineup, specifications, design and finishes at any time without notice.

Acolyte does not warrant or represent that the information is free from errors or omission. The information may change without notice and Acolyte is not in any way liable for the accuracy of any information printed and stored or in any way interpreted or used.

DIMENSIONS & DIAGRAMS - STATIC WHITE & VARIABLE WHITE MODELS WITH MOLDED END CAPS

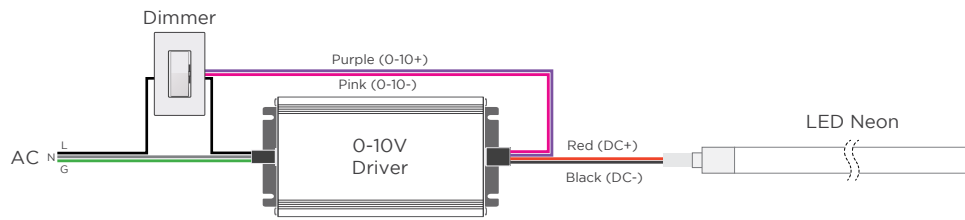


DIMENSIONS & DIAGRAMS - RGB MODELS WITH SILICONE END CAPS

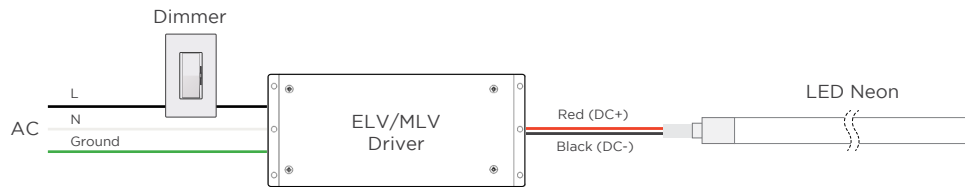


WIRING DIAGRAMS

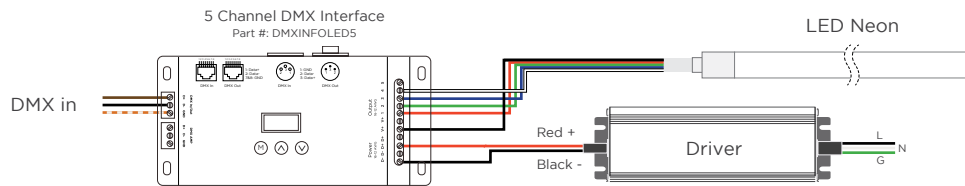
0-10V



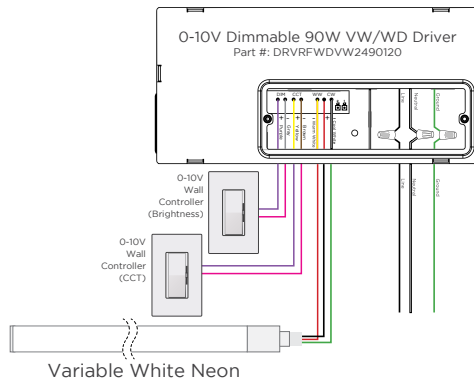
MLV / ELV



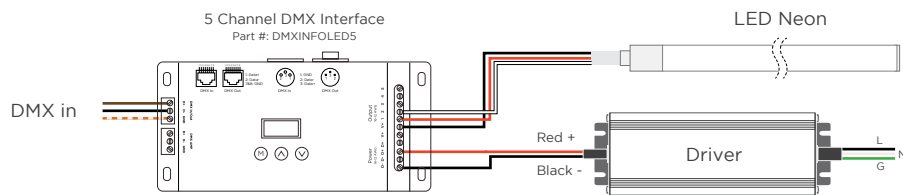
DMX



2-CHANNEL VARIABLE WHITE DIMMING



DMX WIRING DIAGRAM - COMPATIBLE WITH ALL MODELS OF VARIABLE WHITE RIBBONLYTE



WIRE COLORS PER RIBBONLYTE COLOR

STATIC WHITE
Red Wire (+) Positive
Black Wire (-) Negative

RGB
Black Wire (+) Positive
Red Wire (-) goes to Red Channel
Green Wire (-) goes to Green Channel
Blue Wire (-) goes to Blue Channel

VARIABLE WHITE
Black Wire (+) Positive
Red Wire (-) goes to Warm White Channel
White Wire (-) goes to Cool White Channel