



Date \_\_\_\_\_ Project \_\_\_\_\_

Notes \_\_\_\_\_

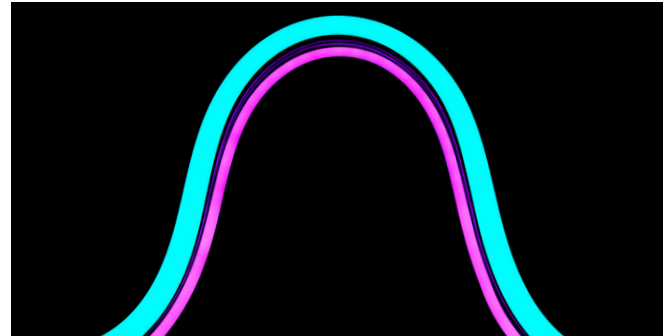
**NEON SILHOUETTE PLUS**

This bendable, waterproof silicone fixture features all the benefits of modern LEDs while creating the classic look of neon tubes. Available in Static White, Variable White and color changing RGBW, Neon Contour Plus is designed with a larger profile to brave the elements in façade lighting and lettering. It's like neon, but better – and bigger!

- Side-bending flexible silicone creates vivid lines of light
- RGBW, Static White, Variable White at 4.5 W/ft (14.76 W/m)
- Addressable RGBW at 5.3 W/ft (17.4 W/m)
- Static White, Variable White cut lengths at 1.97 in. (50 mm)
- RGBW cut lengths at 3.28 in. (83.33 mm)
- Addressable RGBW cut lengths at 3.94 in. (100 mm)
- Waterproof and UV resistant
- Salt water resistant
- Sleek flat design helps create elegant lighting solutions

**Applications:**

Commercial      Hospitality      Residential  
 Entertainment      Museums      Retail / Signage  
 Healthcare      Public Spaces



**ORDERING GUIDE**

Category	Wattage & Color		Power Feed Direction
<b>NLSP</b>			
<b>NLSP - Neon Silhouette Plus</b>	<b>4.524</b> - 4.5 W/ft 2400K <b>4.527</b> - 4.5 W/ft 2700K <b>4.530</b> - 4.5 W/ft 3000K <b>4.535</b> - 4.5 W/ft 3500K <b>4.540</b> - 4.5 W/ft 4000K	<b>4.5VW</b> - 4.5 W/ft Variable White (2400K-6000K) <b>4.5RGB27</b> - 4.5 W/ft RGB+White (2700K) <b>4.5RGB30</b> - 4.5 W/ft RGB+W (3000K) <b>4.5RGB40</b> - 4.5 W/ft RGB+W (4000K) <b>5.3RGB30ADD</b> - 5.3 W/ft RGBW (3000K) Addressable	<b>E</b> - End Feed <b>B</b> - Bottom Feed

**Mounting**

**1. Aluminum Mounting Clip**

Recommended for curved applications with 6 in. (150 mm) on center spacing  
 Part #: NLSPLUSMOUNTCLIPV2

**2. Neon Silhouette Plus Mounting Channel**

Recommended for all straight run applications  
 Sold by the foot, up to 6 ft 6 in. / 2 m  
 Part #: NLSPCHV2

**AVAILABLE COLORS AND COLOR TEMPERATURES**



POWER FEED OPTIONS / SPECIFICATIONS / USAGE GUIDELINES

SPECIFICATIONS	NEON SILHOUETTE PLUS
Operating Voltage	24V DC
Power Consumption	Static White, Variable White, RGBW: 4.5 W/ft (14.76 W/m) RGBW Addressable: 5.3 W/ft (17.4 W/m)
Protection Rating	IP67
Beam Angle	110°
Dimming	ELV / MLV / 0-10 Volt / DMX
Operating Temperature	-4° F to 140° F (-20° C to 60° C)
Color Temperatures / Colors	2400K, 2700K, 3000K, 3500K, 4000K, Variable White (2400K-6000K), RGBW (2700K, 3000K, 4000K), RGBW (3000K) Addressable
Lamp Life	50,000 Hours
Max Length	Static White: 39 ft 4.4 in. (12 m) Variable White, RGBW, RGBW Addressable: 16 ft 4.85 in. (5 m)
Cutable Length	Static White, Variable White: 1.97 in. (50 mm) RGBW: 3.28 in. (83.33 mm) RGBW Addressable: 3.93 in. (100 mm) <b>NOT FIELD CUTTABLE</b>
Power Cable Length	Standard: 12 in. (304.8 mm) / Custom: up to 20 ft (6 m)
UV Resistant	UV tested in accordance with ISO 4892-3 with no visible change on the appearance of the sample
Minimum Bend Diameter	9.44 in. (240 mm)
CRI (white)	90+ for all Color Temperatures
Lumens	<b>4.5 Static White</b> 4000K: 277 lm/ft (908.6 lm/m), 58 lm/W
	<b>4.5 Variable White</b> 200 lm/ft (656 lm/m), 35 lm/W
	<b>4.5 RGBW</b> Red: 9 lm/ft (29.5 lm/m), 10 lm/W / Green: 26 lm/ft (85.3 lm/m), 29 lm/W / Blue: 6 lm/ft ( 19.7 lm/m), 9 lm/W White: 46 lm/ft (150.9 lm/m), 35 lm/W / All LEDs at 100%: 87 lm/ft (285.4 lm/m), 19.3 lm/W
	<b>5.3 RGBW Addressable</b> Red: 10 lm/ft (32.8 lm/m), 7 lm/W / Green: 25 lm/ft (82 lm/m), 21 lm/W / Blue: 6 lm/ft (19.7 lm/m), 6 lm/W White: 28 lm/ft (91.8 lm/m), 39 lm/W

MOLDED END CAPS



Molded End Cap



Molded Power Feed End Cap

USAGE GUIDELINES

- Neon Silhouette Plus cannot be cut in the field. All custom cuts and connections for these models must be performed at the factory to ensure waterproofing standards are met. Any modification of the waterproofing will result in a voided warranty.
- When installing this product take into account the surface temperature of the material where it will be mounted. Many building surfaces which are exposed to direct sunlight exceed the 140° F/60° C maximum that our product is rated for. High-risk locations like this should be avoided.
- This product is not intended to be submerged in pools and fountains and does not carry UL 676 certification to do so. Available for download at [www.GENLEDBrands.com/Acolyte](http://www.GENLEDBrands.com/Acolyte)
- Compatible with a wide variety of control products including the entire line of Lutron dimming systems.
- For use with Acolyte drivers, triac dimming modules, and 0-10 modules.
- Use with non-Acolyte triac, MLV or ELV drivers is not supported or warrantied
- Due to the cuttable points inside, this product's cuttable lengths are generally longer or shorter than the customer requested length. Unless specified, this product is factory cut at the shorter cuttable point
- This product can be used in wet, outdoor locations around swimming pools and spa tubs, but not submerged in swimming pools and spa tubs.
- We reserve the right to make changes to product lineup, specifications, design and finishes at any time without notice.

Acolyte does not warrant or represent that this information is free from errors or omission. The information may change without notice and Acolyte is not in any way liable for the accuracy of any information printed and stored or in any way interpreted or used.

**DIMENSIONS / DIAGRAMS**

WITH BOTTOM FEED MOLDED END CAP	
<p><b>Side View</b></p> <p><b>Max Lengths:</b> Static White: 39 ft 4.4 in. (12 m) Variable White, RGBW, RGBW Addressable: 16 ft 4.85 in. (5 m)</p>	<p><b>End View</b></p> <p><b>Width:</b> 0.47 in. (12 mm) <b>Height:</b> 1.17 in. (29.6 mm) <b>Cable Diameter:</b> 0.24 in. (6 mm)</p> <p><b>With Mounting Clip</b> <b>Width:</b> 0.59 in. (15 mm) <b>Height:</b> 1.17 in. (29.6 mm)</p>

WITH END FEED MOLDED END CAP	
<p><b>Side View</b></p> <p><b>Max Lengths:</b> Static White: 39 ft 4.4 in. (12 m) Variable White, RGBW, RGBW Addressable: 16 ft 4.85 in. (5 m)</p>	<p><b>End View</b></p> <p><b>Width:</b> 0.47 in. (12 mm) <b>Height:</b> 0.79 in. (20 mm) <b>Cable Diameter:</b> 0.24 in. (6 mm)</p> <p><b>With Mounting Clip</b> <b>Width:</b> 0.59 in. (15 mm) <b>Height:</b> 0.98 in. (25 mm)</p>

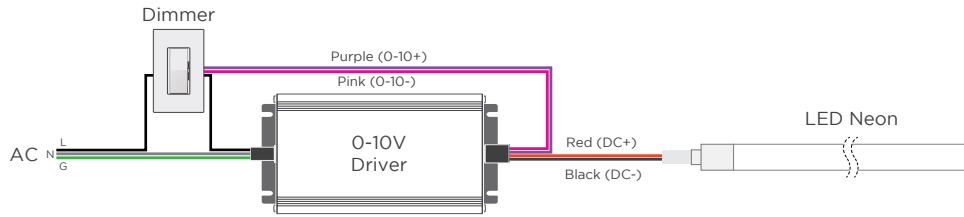
MOUNTING CLIP	
Recommended for curved applications with 6 in. (150 mm) on center spacing.	
<p><b>Top View</b></p> <p><b>Width:</b> 0.59 in. (15 mm) <b>Depth:</b> 0.79 in. (20 mm)</p>	<p><b>End View</b></p> <p><b>Width:</b> 0.59 in. (15 mm) <b>Height:</b> 0.94 in. (24 mm)</p>

MOUNTING CHANNEL	
Recommended for all straight run applications. Sold by the foot, up to 6 ft 6 in. / 2 m (same width & height as mounting clip) (Part #: NLSPCHV2)	

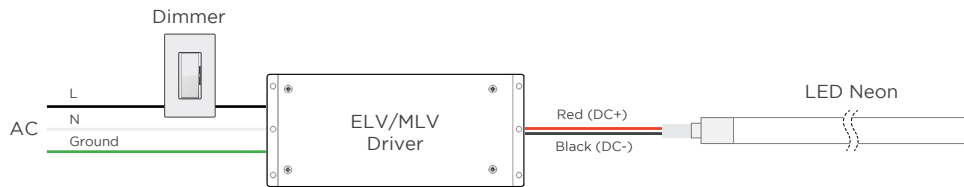
HYDRO SEAL	
The Hydro Seal clinches tightly around the conductors to prevent any water flow from the end of the wire to the circuit board through capillary effect.	

WIRING DIAGRAMS

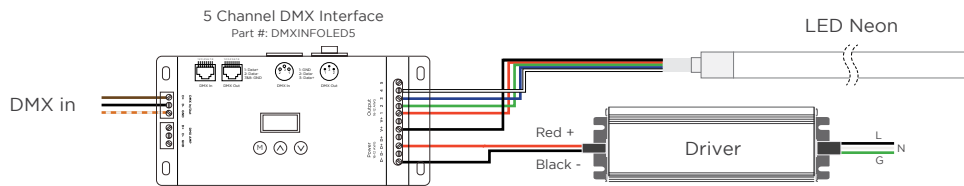
0-10V



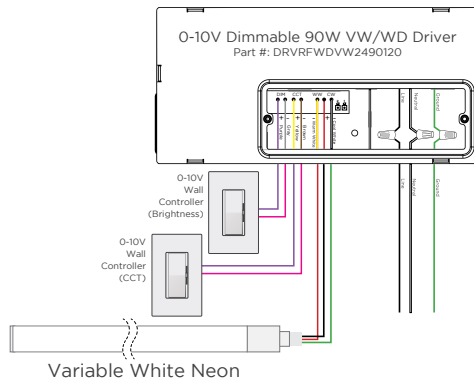
MLV / ELV



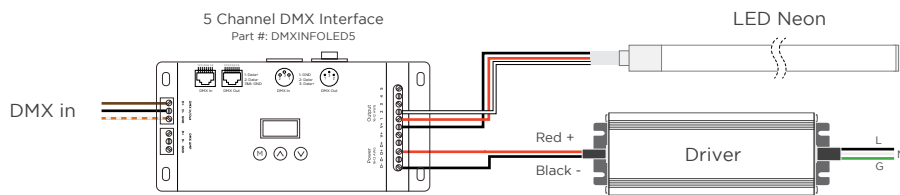
DMX



2-CHANNEL VARIABLE WHITE DIMMING



DMX WIRING DIAGRAM - COMPATIBLE WITH ALL MODELS OF VARIABLE WHITE RIBBONLYTE



WIRE COLORS PER RIBBONLYTE COLOR

**STATIC WHITE**  
Red Wire (+) Positive  
Black Wire (-) Negative

**RGBW**  
Black Wire (+) Positive  
Red Wire (-) goes to Red Channel  
Green Wire (-) goes to Green Channel  
Blue Wire (-) goes to Blue Channel  
White Wire (-) goes to White Channel






**VARIABLE WHITE**  
Black Wire (+) Positive  
Red Wire (-) goes to Warm White Channel  
White Wire (-) goes to Cool White Channel

WIRING DIAGRAMS WITH RGBW ADDRESSABLE NEON SILHOUETTE PLUS

One DMX Universe consists of 128 addresses and 512 channels (42 ft 8 in. of Neon Silhouette Plus).

Any single run of Neon Silhouette Plus that is less than 16 ft 4.85 in. (5 m) can be wired directly to the controller.

For additional runs, Opto Splitter must be used. Each individual run will need its own Opto Splitter output.

WIRE INDEX	
	GND
	+
	PI
	B-
	A+

