

NEON SILHOUETTE PLUS

This bendable, waterproof silicone fixture features all the benefits of modern LEDs while creating the classic look of neon tubes. Available in Static White, Variable White and color changing RGBW, Neon Contour Plus is designed with a larger profile to brave the elements in façade lighting and lettering. It's like neon, but better – and bigger!

- Side-bending flexible silicone creates vivid lines of light
- RGBW, Static White, Variable White at 4.5 W/ft (14.76 W/m)
- Addressable RGBW at 5.3 W/ft (17.4 W/m)
- Static White, Variable White cut lengths at 1.97 in. (50 mm)
- RGBW cut lengths at 3.28 in. (83.33 mm)
- Addressable RGBW cut lengths at 3.94 in. (100 mm)
- Waterproof and UV resistant
- Salt water resistant
- Sleek flat design helps create elegant lighting solutions

Applications:


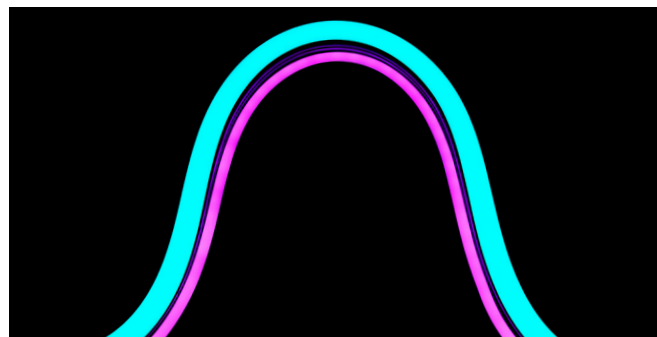
Commercial Hospitality Residential
Entertainment Museums Retail / Signage
Healthcare Public Spaces



RoHS



IP67



ORDERING GUIDE

Category	Wattage & Color		Power Feed Direction
NLSP			
NLSP - Neon Silhouette Plus	4.524 - 4.5 W/ft 2400K	4.5VW - 4.5 W/ft Variable White (2400K-6000K)	E - End Feed
	4.527 - 4.5 W/ft 2700K	4.5RGB27 - 4.5 W/ft RGB+White (2700K)	B - Bottom Feed
	4.530 - 4.5 W/ft 3000K	4.5RGB30 - 4.5 W/ft RGB+W (3000K)	S - Side Feed
	4.535 - 4.5 W/ft 3500K	4.5RGB40 - 4.5 W/ft RGB+W (4000K)	
	4.540 - 4.5 W/ft 4000K	5.3RGB30ADD - 5.3 W/ft RGBW (3000K) Addressable	

Mounting

1. Aluminum Mounting Clip

Recommended for curved applications with 6 in. (150 mm) on center spacing
Part #: NLSPMOUNTCLIPV2

2. Neon Silhouette Plus Mounting Channel

Recommended for all straight run applications
Sold by the foot, up to 6 ft 6 in. / 2 m
Part #: NLSPCHV2

AVAILABLE COLORS AND COLOR TEMPERATURES



USAGE GUIDELINES


- Neon Silhouette Plus cannot be cut in the field. All custom cuts and connections for these models must be performed at the factory to ensure waterproofing standards are met. Any modification of the waterproofing will result in a void warranty.
- When installing this product, consider the surface temperature of the material where it will be mounted. Many building surfaces which are exposed to direct sunlight exceed the 140 °F (60 °C) maximum for which this product is rated. High-risk locations like this should be avoided.
- This product can be used in wet, outdoor locations around swimming pools and spa tubs, but is not intended to be submerged in pools and fountains and does not carry UL 676 certification for submersion.
- Compatible with a wide variety of controls.
- For use with Acolyte drivers, Triac dimming modules, 0-10 V modules and DMX interfaces when applicable.
- Use with non-Acolyte Triac, MLV or ELV drivers is not supported or warrantied.
- Due to the cuttable points inside, this product's cuttable lengths are generally longer or shorter than the customer requested length. Unless specified, this product is factory cut at the shorter cuttable point.

Acolyte does not warrant or represent that this information is free from errors or omission. We reserve the right to make changes to our product lineup, specifications, design and finishes at any time without notice. Acolyte is not in any way liable for the accuracy of any information printed and stored or in any way interpreted or used.

POWER FEED OPTIONS / SPECIFICATIONS / USAGE GUIDELINES

SPECIFICATIONS	NEON SILHOUETTE PLUS
Operating Voltage	24 VDC
Power Consumption	Static White, Variable White, RGBW: 4.5 W/ft (14.76 W/m) RGBW Addressable: 5.3 W/ft (17.4 W/m)
Protection Rating	IP67
Beam Angle	110°
Dimming	ELV / MLV / 0-10 Volt / DMX
Operating Temperature	-4 — 140 °F (-20 — 60 °C)
Color Temperatures / Colors	2400K, 2700K, 3000K, 3500K, 4000K, Variable White (2400K-6000K), RGBW (2700K, 3000K, 4000K), RGBW (3000K) Addressable
Lifetime (L70 reported)	50,000 hours
Max Length	Static White: 39 ft 4.4 in. (12 m) / Variable White, RGBW, RGBW Addressable: 16 ft 4.85 in. (5 m)
Incremental Length	Static White, Variable White: 1.97 in. (50 mm) / RGBW: 3.28 in. (83.33 mm) / RGBW Addressable: 3.93 in. (100 mm) NOT FIELD CUTTABLE
Power Cable Length	Standard: 12 in. (304.8 mm) / Custom: up to 20 ft (6 m)
UV Resistant	UV tested in accordance with ISO 4892-3 with no visible change on the appearance of the sample
Minimum Bend Radius	4.72 in. (120 mm)
CRI (white)	90+ for all Color Temperatures
Lumens	4.5 Static White 4000K: 277 lm/ft (908.6 lm/m), 58 lm/W
	4.5 Variable White 200 lm/ft (656 lm/m), 35 lm/W
	4.5 RGBW Red: 10.37 lm/ft (34 lm/m), 9.85 lm/W / Green: 31.71 lm/ft (104 lm/m), 32.61 lm/W / Blue: 7.32 lm/ft (24 lm/m), 7.93 lm/W White: 56.71 lm/ft (186 lm/m), 30.54 lm/W / All LEDs at 100%: 103.05 lm/ft (338 lm/m), 22.02 lm/W
	5.3 RGBW Addressable Red: 10 lm/ft (32.8 lm/m), 7 lm/W / Green: 25 lm/ft (82 lm/m), 21 lm/W / Blue: 6 lm/ft (19.7 lm/m), 6 lm/W White: 28 lm/ft (91.8 lm/m), 39 lm/W


MOLDED END CAPS



Molded End Cap

Molded Power Feed End Cap

Note: Fixtures less than 8 in. (203 mm) long will come with silicone end caps (A).



2-pin Male Connector		2-pin Female Connector	
Side View	End View	End View	Side View
3-pin Male Connector		3-pin Female Connector	
Side View	End View	End View	Side View
5-pin Male Connector		5-pin Female Connector	
Side View	End View	End View	Side View

DIMENSIONS / DIAGRAMS

WITH BOTTOM FEED MOLDED END CAP	
Side View	End View
<p>Max Lengths: Static White: 39 ft 4.4 in. (12 m) Variable White, RGBW, RGBW Addressable: 16 ft 4.85 in. (5 m)</p>	<p>Width: 0.47 in. (12 mm) Height: 1.17 in. (29.6 mm) Cable Diameter: 0.24 in. (6 mm)</p> <p>With Mounting Clip Width: 0.59 in. (15 mm) Height: 1.17 in. (29.6 mm)</p>

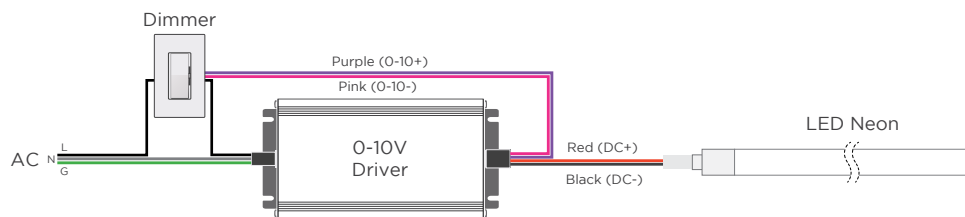
WITH END FEED MOLDED END CAP	
Side View	End View
<p>Max Lengths: Static White: 39 ft 4.4 in. (12 m) Variable White, RGBW, RGBW Addressable: 16 ft 4.85 in. (5 m)</p>	<p>Width: 0.47 in. (12 mm) Height: 0.79 in. (20 mm) Cable Diameter: 0.24 in. (6 mm)</p> <p>With Mounting Clip Width: 0.59 in. (15 mm) Height: 0.98 in. (25 mm)</p>

MOUNTING CLIP	
Recommended for curved applications with 6 in. (150 mm) on center spacing.	
Top View	End View
<p>Width: 0.59 in. (15 mm) Depth: 0.79 in. (20 mm)</p>	<p>Width: 0.59 in. (15 mm) Height: 0.94 in. (24 mm)</p>
MOUNTING CHANNEL	
Recommended for all straight run applications. Sold by the foot, up to 6 ft 6 in. / 2 m (same width & height as mounting clip) (Part #: NLSPCHV2)	

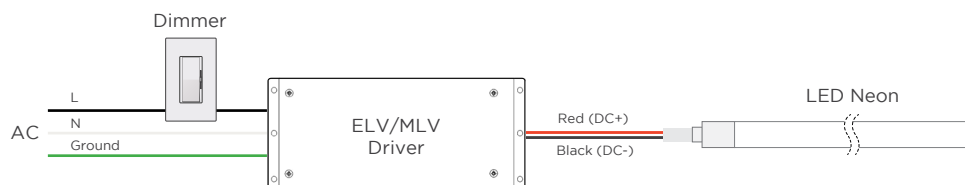
HYDRO SEAL	
The Hydro Seal clinches tightly around the conductors to prevent any water flow from the end of the wire to the circuit board through capillary effect.	
<p>5.9 in. (150 mm) 5 in. (127 mm)</p> <p>Ø 0.43 in. (11 mm)</p> <p>1.02 in. (26 mm)</p> <p>1.14 in. (29 mm)</p>	

WIRING DIAGRAMS - STATIC WHITE / RGBW

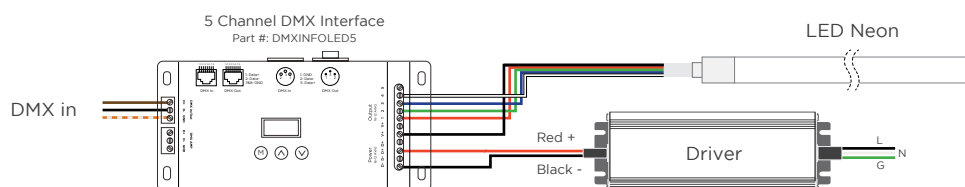
0-10V



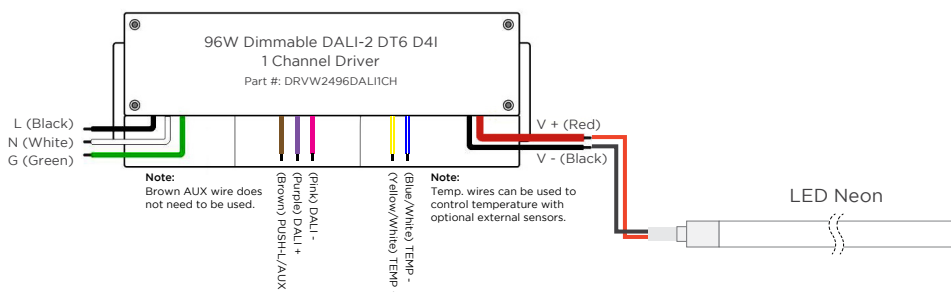
MLV / ELV



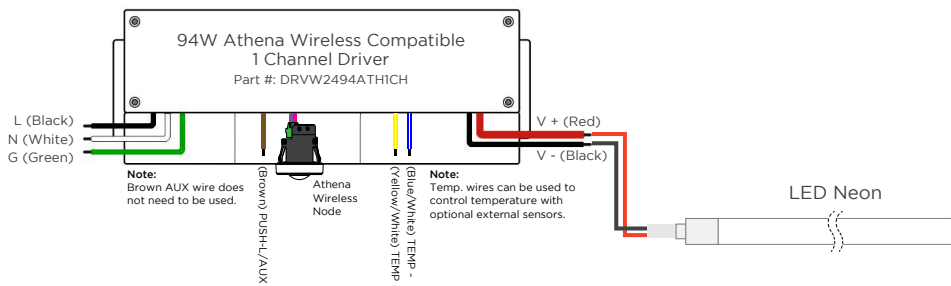
DMX



DALI-2 WIRING WITH STATIC WHITE NEON



STATIC WHITE NEON WIRING WITH ATHENA WIRELESS COMPATIBLE DRIVER



WIRE COLORS PER RIBBONLYTE COLOR

STATIC WHITE

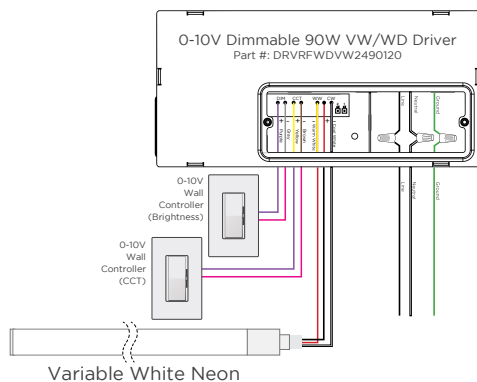
Red Wire (+) Positive
Black Wire (-) Negative

RGBW

Black Wire (+) Positive
Red Wire (-) goes to Red Channel
Green Wire (-) goes to Green Channel
Blue Wire (-) goes to Blue Channel
White Wire (-) goes to White Channel

WIRING DIAGRAMS - VARIABLE WHITE

2-CHANNEL VARIABLE WHITE DIMMING

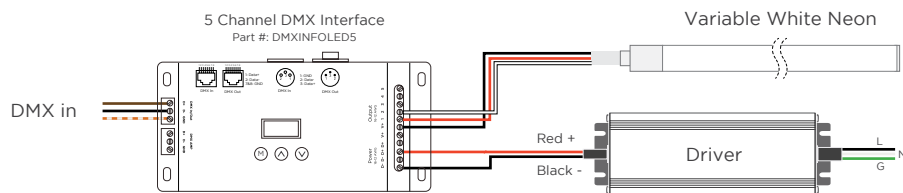


WIRE COLORS PER RIBBONLYTE COLOR

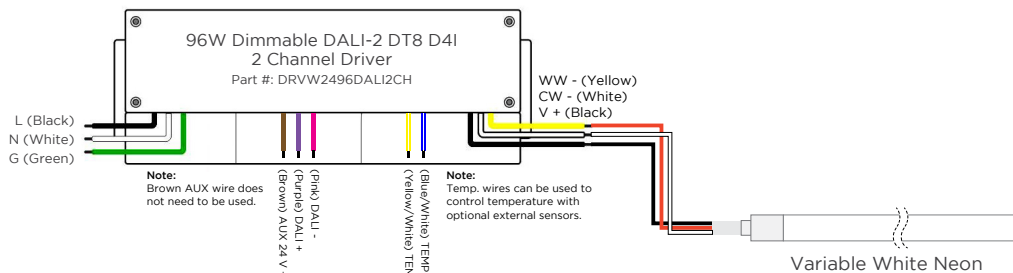
VARIABLE WHITE

Black Wire (+) Positive
Red Wire (-) goes to Warm White Channel
White Wire (-) goes to Cool White Channel

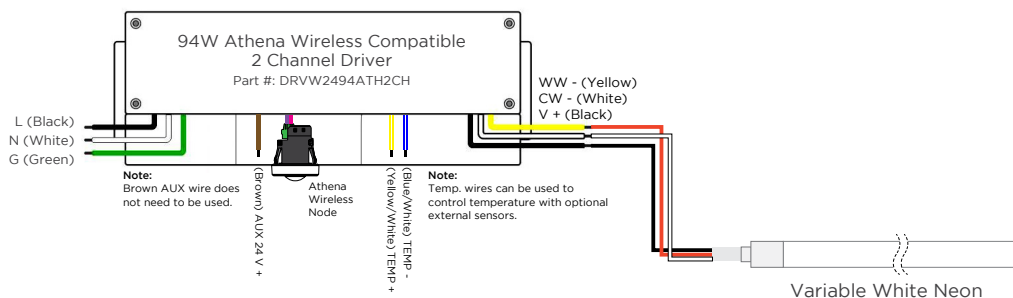
DMX WIRING DIAGRAM - COMPATIBLE WITH ALL MODELS OF VARIABLE WHITE RIBBONLYTE



DALI-2 WIRING WITH VARIABLE WHITE NEON



ATHENA WIRELESS COMPATIBLE DRIVER WIRING WITH VARIABLE WHITE NEON

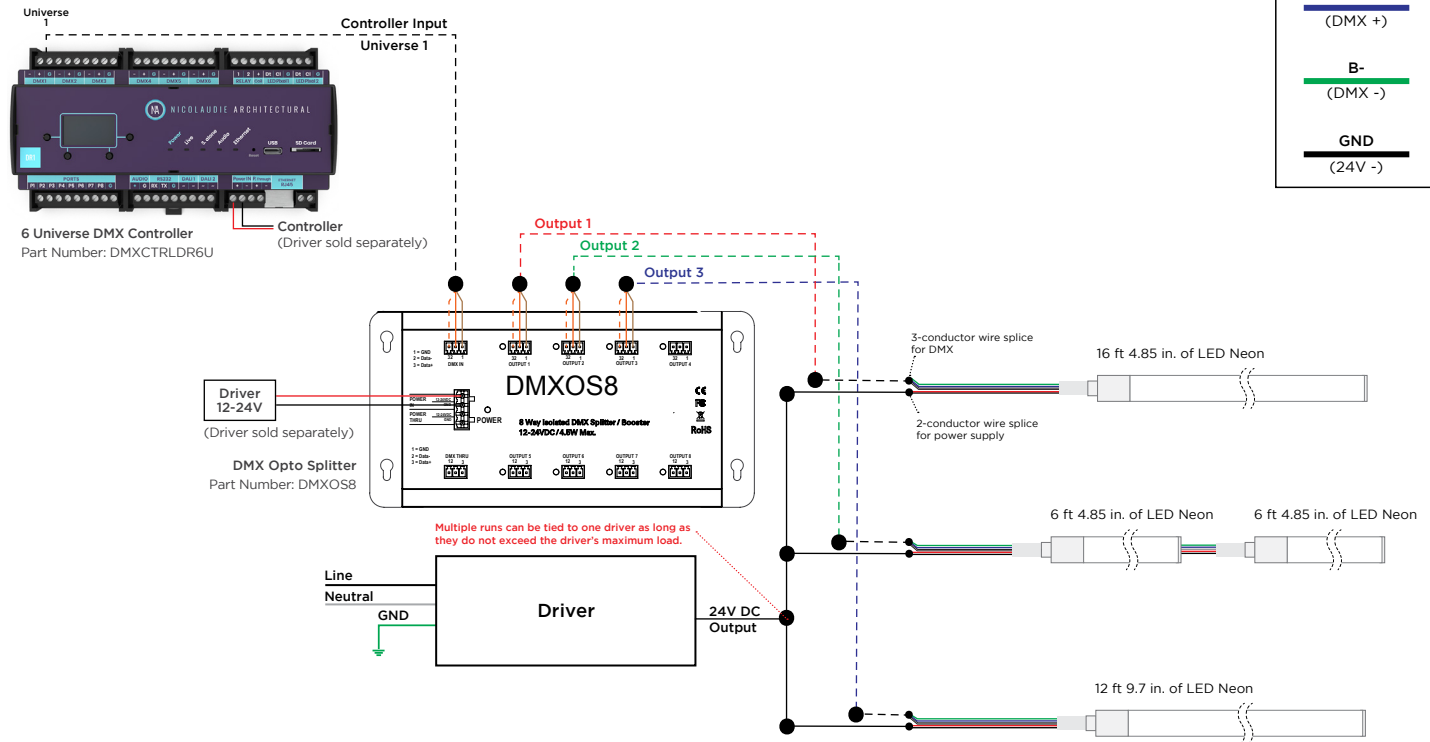


WIRING DIAGRAMS WITH RGBW ADDRESSABLE NEON SILHOUETTE PLUS

One DMX Universe consists of 128 addresses and 512 channels (42 ft 8 in. of Neon Silhouette Plus).

Any single run of Neon Silhouette Plus that is less than 16 ft 4.85 in. (5 m) can be wired directly to the controller.

For additional runs, Opto Splitter must be used. Each individual run will need its own Opto Splitter output.



REV.20JUN2025

GLOBAL HQ

320 Murray Hill Pkwy
East Rutherford, NJ 07073
U.S.
T: (+1) 212 629 6830
E: Sales-US@GENLEDBrands.com

EUROPEAN HQ

Hogeweyselaan 119
1382 JK Weesp
Netherlands
T: (+31) 346 235 000
E: SalesEurope@GENLEDBrands.com

MEINA HQ

PO Box 371378, #823, Building 4EA
Dubai Airport Free Zone
Dubai, UAE
T: (+971) 4 701 7901
E: SalesMEINA@genlebrands.com

ASIA-PACIFIC HQ

Room 402, Building D
Shensi Tongchuang Science and Technology Park
No. 16 Hongyin Road
Xingqiang Community, Xinhua Street
Guangming District, Shenzhen, China 518107
T: (+86) 755 8529 0710
E: Sales-Pacific@GENLEDBrands.com