

PC1 LINEARLYTE PENDANT FIXTURE

Create a beautifully lit space with one of our nine pendant fixture profiles. PC1 linear fixture is sold in 1 foot increments, with 5 different color temperature options.

- Sold in 1 foot (304.8 mm) or 1/2 meter increments
- UV Resistant lenses
- 0-10 V or DALI Dimmable
- Standard powdercoating in Silver, Black, and White (Custom colors available)
- Assembled in USA

Applications:

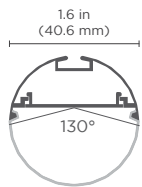
Commercial Hospitality Residential
Entertainment Museums Retail
Healthcare Public Spaces



RoHS IP20

SPECIFICATIONS / LUMEN DATA

SPECIFICATIONS



Beam Angle	130°
Lens Type	Milky
Length	Sold in 1 foot (304.8 mm) or 1/2 meter increments
Operating Voltage	27-54 V
Dimming	0-10V, DALI
Colors	2700K, 3000K, 3500K, 4000K, 5000K
Certifications	RoHS, ETL
Weight	0.4 lbs/ft (0.59 kg/m)
Diameter	1.6 in (40.6 mm)

LUMEN DATA / FIXTURE TESTED AT 3500K


Output	Power Consumption								Lumen Output								Efficiency
	W/ft	W/2 ft	W/3 ft	W/4 ft	W/5 ft	W/6 ft	W/7 ft	W/8 ft	lm/ft	lm/2 ft	lm/3 ft	lm/4 ft	lm/5 ft	lm/6 ft	lm/7 ft	lm/8 ft	
LO	2.7	5.3	8	10.6	13.3	15.9	18.6	21.2	225	450	675	900	1125	1350	1575	1800	85
SO	3.6	7.2	10.8	14.4	18	21.6	25.2	28.8	303	606	909	1212	1515	1818	2121	2424	84
HO	7.5	15	22.5	30	37.5	45	52.5	60	565	1130	1695	2260	2825	3390	3955	4520	75

ORDERING GUIDE

Category	Output	Fixture Length				Color Temp		Surface Finish	
PC1									
PC1	LO - Low	2 - 2 ft	6 - 6 ft	0.5m - 0.5 m	2m - 2 m	27 - 2700K	40 - 4000K	SV - Silver	CU - Custom
	SO - Standard	3 - 3 ft	7 - 7 ft	1m - 1 m	2.4m - 2.4 m	30 - 3000K	50 - 5000K	WH - White	*Custom RAL # available.
	HO - High	4 - 4 ft	8 - 8 ft	1.5m - 1.5 m		35 - 3500K		BK - Black	
		5 - 5 ft							

See available drivers on page 2

AVAILABLE COLOR TEMPERATURES



Acolyte does not warrant or represent that the information is free from errors or omission. The information may change without notice and Acolyte is not in any way liable for the accuracy of any information printed and stored or in any way interpreted or used.

AVAILABLE DRIVERS

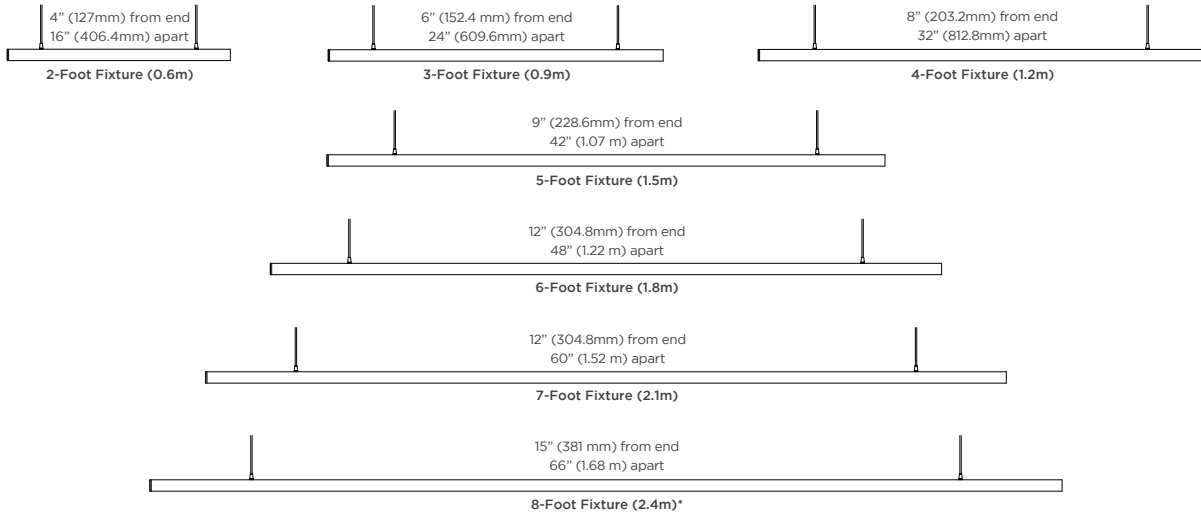
	0-10V 1% DIMMABLE 25W DRIVER	0-10V 1% DIMMABLE 50W DRIVER	0-10V 1% DIMMABLE 95W DRIVER
			
Part Number	DRVCC25SS277010	DRVCC50SS277010	DRVCC95SS277010
Compatible Dimming	0-10 V	0-10 V	0-10 V
Output Voltage (DC)	27 - 54 V	27 - 54 V	20 - 54 V
Output Wattage	25 W	50 W	95 W
Output Current	0.1 - 0.7 A	0.1 - 1.4 A	0.1 - 2.75 A
Input Voltage Range (VAC)	120 - 277 VAC	120 - 277 VAC	120 - 277 VAC
Input Current (A)	0.25 A (120 VAC) / 0.11 (277 VAC)	0.48 A (120 VAC) / 0.21 (277 VAC)	0.89 A (120 VAC) / 0.38 (277 VAC)
Input Frequency	50 / 60Hz	50 / 60Hz	50 / 60Hz
Max Input Power (W)	31 W	58 W	110 W
Efficiency @ Max Load	83 (120 VAC) / 85 (277 VAC)	86 (120 VAC) / 88 (277 VAC)	88 (120 VAC) / 89 (277 VAC)
Max Input Current	0.25 A	0.48 A	0.89 A
THD @ Max Load	< 10% (120 VAC) / < 15% (277 VAC)	< 10% (120 VAC) / < 15% (277 VAC)	< 10% (120 VAC) / < 15% (277 VAC)
Power Factor @ Max Load	> 0.95	> 0.95	> 0.95
Surge Protection (Combi-Wave, KV)	2.5	2.5	6
Expected Life Time	50,000 Hours (< 65° C)	50,000 Hours (< 65° C)	50,000 Hours (< 65° C)
Operating Temperature	-4° F to 122° F (-20° C to 50° C)	-4° F to 122° F (-20° C to 50° C)	-40° F to 131° F (-40° C to 55° C)
Safety Standards	UL 8750, UL991, CSA250.13-14, C22.2 No. 0.8-12, CSA Class P, ETL Class P, UL 2043 Plenum Rating	UL 8750, UL 991, CSA250.13-14, C22.2 No. 0.8-12, CSA Class P, ETL Class P, UL 2043 Plenum Rating	UL 8750, UL 1310, CSA, UL Class P
Weight	0.44 lbs (0.2 kgs)	0.9 lbs (0.41 kgs)	1.5 lbs (0.68 kgs)
Dimensions (L x W x H)	4.21 x 2.38 x 0.98 in. (107 x 60.4 x 0.98 mm)	4.21 x 3.01 x 1.18 in. (107 x 76.4 x 30 mm)	8.37 x 1.7 x 1.14 in. (212.6 x 43.2 x 29 mm)

DRIVER MATRIX

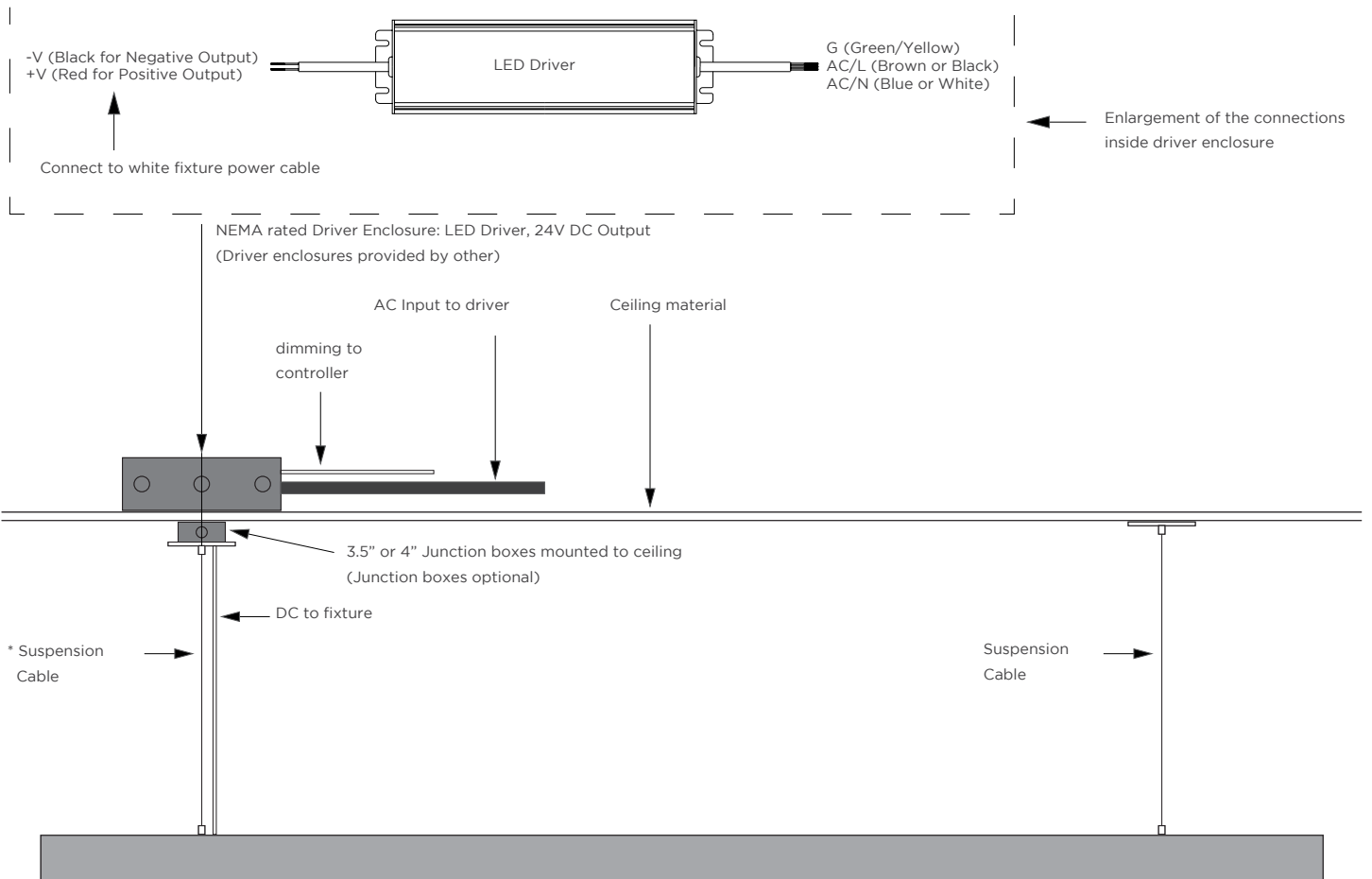
LENGTH OUTPUT	DRIVER		
	LO	SO	HO
2 feet	DRVCC25SS277010 135mA	DRVCC25SS277010 180mA	DRVCC25SS277010 350mA
3 feet	DRVCC25SS277010 203mA	DRVCC25SS277010 270mA	DRVCC25SS277010 525mA
4 feet	DRVCC25SS277010 270mA	DRVCC25SS277010 360mA	DRVCC25SS277010 700mA
5 feet	DRVCC25SS277010 338mA	DRVCC25SS277010 450mA	DRVCC50SS277010 875mA
6 feet	DRVCC25SS277010 405mA	DRVCC25SS277010 540mA	DRVCC50SS277010 1050mA
7 feet	DRVCC25SS277010 473 mA	DRVCC25SS277010 630mA	DRVCC50SS277010 1225mA
8 feet	DRVCC25SS277010 540mA	DRVCC50SS277010 720mA	DRVCC50SS277010 1400mA

Acolyte does not warrant or represent that the information is free from errors or omission. The information may change without notice and Acolyte is not in any way liable for the accuracy of any information printed and stored or in any way interpreted or used.

SUGGESTED SUSPENSION WIRE SEPARATED DISTANCES



FIXTURE INSTALLATION



* Length of Suspension Cable from ceiling to fixture: 150 inches (3.81 meter)

* Field cuttable to any length