


PC1 LINEARLYTE PENDANT FIXTURE

Create a beautifully lit space with PC1 pendants. Our small round PC1 linear fixtures are 2-8 ft long, sold in 1 ft or 0.5 m increments, with five Static White CCT options, Variable White or color changing RGBW and RGBA LEDs.

- 1.6 in. (41 mm) round pendants
- Sold in 1 ft or 0.5 m increments
- UV Resistant lenses
- Static White (2700K, 3000K, 3500K, 4000K, 5000K) and Variable White (2000K-6500K) models are 0-10 V or DALI dimmable
- RGBW (2700K, 3000K, 4000K) and RGBA (amber) models use DMX controls
- Standard powder coating in silver, black and white (custom colors available)
- Assembled in USA



ORDERING GUIDE

Category	Output	Fixture Length		Color Temp		Housing finish (top strip, end caps)			
PC1									
PC1	LO - Low	FOR AMERICAS ONLY		FOR OUTSIDE OF AMERICAS		27 - 2700K	VW - Variable White	SV - Silver	CU - Custom*
	SO - Standard	2 - 2 ft	6 - 6 ft	0.5m - 0.5 m	2m - 2 m	30 - 3000K	RGB27 - RGB+2700K	WH - White	*Custom RAL # available.
	HO - High	3 - 3 ft	7 - 7 ft	1m - 1 m	2.4m - 2.4 m	35 - 3500K	RGB30 - RGB+3000K	BK - Black	
		4 - 4 ft	8 - 8 ft	1.5m - 1.5 m		40 - 4000K	RGB40 - RGB+4000K		
		5 - 5 ft				50 - 5000K	RGBA - RGB+Amber		

See available drivers on page 3

ACCESSORIES

Suspended Mounting Kit (not included)

Part #: LLNONFEEDKITWHT (White)**
Part #: LLNONFEEDKITBLK (Black)



Cable length: 6 ft 6.74 in. (2 m)

Power Feed Canopy Kit (not included)

Part #: LLFEEDKITWHT2 (White)**
Part #: LLFEEDKITBLK2 (Black)



** Recommended for fixtures in silver and white finishes

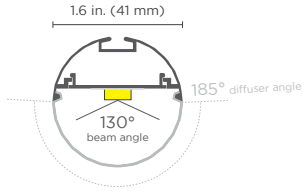
AVAILABLE COLOR TEMPERATURES



Acolyte does not warrant or represent that the information is free from errors or omission. The information may change without notice and Acolyte is not in any way liable for the accuracy of any information printed and stored or in any way interpreted or used.

SPECIFICATIONS / LUMEN DATA

SPECIFICATIONS



Beam Angle (FWHM)	130°
Diffuser Angle	185°
Lens Type	Milky
Length	Sold in 1 ft (305 mm) or 0.5 meter increments
Operating Voltage	27-54 VDC
Dimming	0-10 V, DALI, DMX
Colors	2700K, 3000K, 3500K, 4000K, 5000K, Variable White (2000K-6500K), RGBW (2700K, 3000K, 4000K), RGBA (Amber)
CRI	90+ CRI (for Static White and Variable White only)
Certifications	UL, RoHS
Safety Standards	CE - EN61347-1:2015+A1:2021, EN61347-2-13:2024 , EN55015:2019
Weight	0.4 lbs/ft (0.59 kg/m)
Diameter	1.6 in. (41 mm)

STATIC WHITE LUMEN DATA / FIXTURE TESTED AT 3500K

Output	White/Color	Power Consumption		Lumen Output		Efficiency lm/W
		W/ft	W/m	lm/ft	lm/m	
LO (Low Output)	White	2.7	8.86	230	754	85
SO (Standard Output)	White	3.66	12.02	308	1010	84
HO (High Output)	White	7.63	25.04	573	1880	75

VARIABLE WHITE LUMEN DATA

Output	White/Color	Power Consumption		Lumen Output		Efficiency lm/W
		W/ft	W/m	lm/ft	lm/m	
LO (Low Output)	Warm White	1.34	4.4	95.7	314	71
	Cool White	1.34	4.4	119	392	89
	All On	2.74	9	214	702	78
SO (Standard Output)	White	3.05	10	196	644	64
	Cool White	2.99	9.8	244	802	82
	All On	6.04	19.8	439	1440	73
HO (High Output)	Warm White	6.1	20	349	1146	57
	Cool White	5.85	19.2	440	1442	75
	All On	12.31	40.4	791	2594	64

RGBW LUMEN DATA / FIXTURE TESTED AT RGB+3000K

Output	White/Color	Power Consumption		Lumen Output		Efficiency lm/W
		W/ft	W/m	lm/ft	lm/m	
LO (Low Output)	Red	0.67	2.2	32	105	48
	Green	0.61	2	107	350	175
	Blue	0.67	2.2	23	75	34
	White	0.61	2	76	248	124
	All On	2.74	9	235	770	86
SO (Standard Output)	Red	1.34	4.4	64	210	48
	Green	1.34	4.4	196	644	146
	Blue	1.28	4.2	38	126	30
	White	1.22	4	142	466	117
	All On	5.55	18.2	441	1446	79
HO (High Output)	Red	2.8	9.2	135	442	48
	Green	2.93	9.6	366	1202	125
	Blue	2.87	9.4	78	256	27
	White	2.62	8.6	282	924	107
	All On	12.07	39.6	853	2798	71

AVAILABLE DRIVERS/INTERFACE

	FOR STATIC WHITE MODELS				
	FOR AMERICAS ONLY			FOR OUTSIDE OF AMERICAS	
	0-10V 1% DIMMABLE 25W DRIVER*	0-10V 1% DIMMABLE 50W DRIVER*	0-10V 5% DIMMABLE 95W DRIVER*	CONSTANT CURRENT 50W DRIVER*	CONSTANT CURRENT 96W DRIVER*
Part Number	DRVCC25SS277010	DRVCC50SS277010	DRVCC95SS277010	DRVCC50DALIICH	DRVCC96DALIICH
Compatible Dimming	0-10 V	0-10 V	0-10 V	DALI2.0 / D4i	DALI2.0 / D4i
Output Voltage (VDC)	27 - 54 VDC	27 - 54 VDC	20 - 54 VDC	9 - 52 V	9 - 54 V
Output Wattage	25 W	50 W	95 W	50 W	96 W
Output Current	0.1 - 0.7 A	0.1 - 1.4 A	0.1 - 2.75 A	100 - 1400 mA (Default Current: 400 mA)	100 - 2800 mA (Default Current: 700 mA)
Input Voltage Range (VAC)	120 - 277 VAC	120 - 277 VAC	120 - 277 VAC	120 - 277 VAC	120 - 277 VAC
Input Current (A)	0.25 A (120 VAC) / 0.13 A (230 VAC) / 0.11 A (277 VAC)	0.48 A (120 VAC) / 0.25 A (230 VAC) / 0.21 A (277 VAC)	0.89 A (120 VAC) / 0.53 A (230 VAC) / 0.38 A (277 VAC)	0.6 A (120 VAC) / 0.28 A (277 VAC)	1 A (120 VAC) / 0.5 A (230 VAC) / 0.5 A (277 VAC)
Input Frequency	50 / 60 Hz	50 / 60 Hz	50 / 60 Hz	50 / 60 Hz	50 / 60 Hz
Max Input Power (W)	31 W	58 W	110 W	--	--
Efficiency @ Max Load	83 (120 VAC) / 85 (277 VAC)	86 (120 VAC) / 88 (277 VAC)	88 (120 VAC) / 89 (277 VAC)	≥87% (120 VAC) / ≥88% (277 VAC)	≥88% (120 VAC) / ≥90% (230 VAC) / ≥90% (277 VAC)
Max Input Current	0.25 A	0.48 A	0.89 A	0.60 A	1 A
THD @ Max Load	< 10% (120 VAC) < 15% (277 VAC)	< 10% (120 VAC) < 15% (277 VAC)	< 10% (120 VAC) < 15% (277 VAC)	≤10% (120 VAC)	<10% (120 VAC)
Power Factor @ Max Load	> 0.95	> 0.95	> 0.95	≥0.95 (120 VAC) / 0.90 (277 VAC)	≥0.95
Surge Protection (Combi-Wave, KV)	2.5	2.5	6	L-N 2500VAC L&N-PE 2500VAC	L-N 2500VAC L&N-PE 2500VAC
Expected Life Time	50,000 hours (< 65 °C)	50,000 hours (< 65 °C)	50,000 hours (< 65 °C)	50,000 hours (< 65 °C)	50,000 hours (< 65 °C)
Operating Temperature	-4 - 122 °F (-20 - 50 °C)	-4 - 122 °F (-20 - 50 °C)	-40 - 131 °F (-40 - 55 °C)	-4 - 122 °F (-20 - 50 °C)	-4 - 122 °F (-20 - 50 °C)
Safety Standards	UL8750, UL991, CSA250.13-14, C22.2 No. 0.8-12, CSA Class P, ETL Class P, UL2043 Plenum Rating	UL8750, UL991, CSA250.13-14, C22.2 No. 0.8-12, CSA Class P, ETL Class P, UL2043 Plenum Rating	UL8750, UL1310, CSA, UL Class P	CE - EN61347-1:2015+A1:2021, EN61347-2-13:2024, EN55015:2019	CE - EN61347-1:2015+A1:2021, EN61347-2-13:2024, EN55015:2019
Weight	0.44 lbs (0.2 kgs)	0.9 lbs (0.41 kgs)	1.5 lbs (0.68 kgs)	0.57 lbs (0.26 kgs)	0.77 lbs (0.35 kgs)
Dimensions (L x W x H)	4.21 x 2.38 x 0.98 in. (107 x 60 x 25 mm)	4.21 x 3.01 x 1.18 in. (107 x 76.4 x 30 mm)	8.37 x 1.7 x 1.14 in. (213 x 43 x 29 mm)	11.02 x 1.18 x 0.83 in. (280 x 30 x 21 mm)	14.17 x 1.18 x 0.83 in. (360 x 30 x 21 mm)

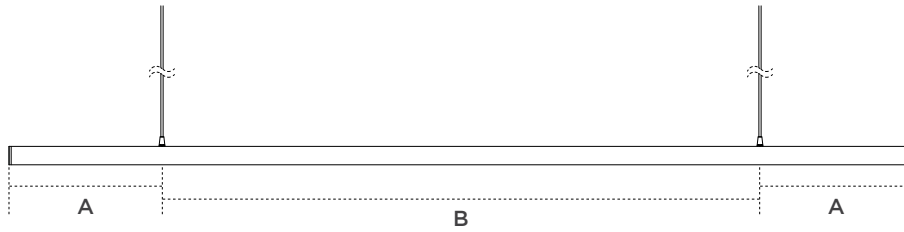
	FOR VARIABLE WHITE MODELS	FOR RGBW MODELS	
	0-10V DIMMABLE 90W VW/WD DRIVER*	5 CHANNEL DMX DECODER	24V NON-DIMMING UL LISTED ELECTRONIC DRIVERS*
Part Number	DRVRFWDVW2490120	DMXINF5	DRVW2496
Compatible Dimming	0-10 V	DIM/CT/RGB/RGBW/RGBWY	--
Output Voltage (VDC)	24 VDC	12-24 VDC	24 VDC
Output Wattage	90 W	--	96 W
Output Current	3.75 A	8 A/channel output (x 5 channels)	4.1 A
Input Voltage Range (VAC)	100 - 277 VAC	12-24 VDC	120 - 277 VAC
Input Frequency	50 / 60 Hz	--	50 / 60 Hz
Efficiency @ Max Load	89%	--	> 87% Max.
Operating Temperature	-86 - 104 °F (-20 - 50 °C)	-86 - 104 °F (-20 - 50 °C)	-13 - 104 °F (-25 - 40 °C)
Safety Standards	UL8750 + UL1310	CE, UL Recognized	UL, CLASS P
Dimensions (L x W x H)	8.4 x 4.1 x 1.5 in. (213 x 104 x 38 mm)	6.3 x 2.44 x 1.28 in. (160 x 62 x 32.6 mm)	12.1 x 2.36 x 1.4 in. (307 x 60 x 36 mm)

* To prevent exposure to the maximum allowable temperatures for these drivers, the suggested installation spacing between drivers is at least 4 in. (101.6 mm) side-to-side when the distance to the sidewall and top of the enclosure is 2 in. (50.8 mm). When the distance to the sidewall and top of the enclosure is 6 in. (152.4 mm), maintain at least 2 in. (50.8 mm) side-to-side spacing between drivers. Drivers should be placed at a minimum of 1 in. (25.4 mm) apart when arranging them end-to-end regardless of the enclosure size.

DRIVER MATRIX

Length	Current per ft (mA)	Current per meter (mA)	Max Current Driver (mA)	Driver Part Number	Region
LO (Low Output) up to 7 ft or 2.1 m	90	295	700	DRVCC25SS277010	Americas only
LO (Low Output) up to 7 ft or 2.1 m	90	295	700	DRVCC50DALIICH	Outside of Americas
LO (Low Output) up to 8 ft or 2.4 m	90	295	1400	DRVCC50SS277010	Americas only
LO (Low Output) up to 8 ft or 2.4 m	90	295	1400	DRVCC50DALIICH	Outside of Americas
SO (Standard Output) up to 3 ft or 1 m	225	738	700	DRVCC25SS277010	Americas only
SO (Standard Output) up to 3 ft or 1 m	225	738	700	DRVCC50DALIICH	Outside of Americas
SO (Standard Output) up to 6 ft or 1.5 m	225	738	1400	DRVCC50SS277010	Americas only
SO (Standard Output) up to 6 ft or 1.5 m	225	738	1400	DRVCC50DALIICH	Outside of Americas
SO (Standard Output) up to 8 ft or 2.4 m	225	738	2750	DRVCC95SS277010	Americas only
SO (Standard Output) up to 8 ft or 2.4 m	225	738	2750	DRVCC96DALIICH	Outside of Americas
HO (High Output) up to 2 ft or 0.5 m	325	1066	700	DRVCC25SS277010	Americas only
HO (High Output) up to 2 ft or 0.5 m	325	1066	700	DRVCC50DALIICH	Outside of Americas
HO (High Output) up to 4 ft or 1 m	325	1066	1400	DRVCC50SS277010	Americas only
HO (High Output) up to 4 ft or 1 m	325	1066	1400	DRVCC50DALIICH	Outside of Americas
HO (High Output) up to 8 ft or 2.4 m	325	1066	2750	DRVCC95SS277010	Americas only
HO (High Output) up to 8 ft or 2.4 m	325	1066	2750	DRVCC96DALIICH	Outside of Americas

SUGGESTED SUSPENSION WIRE SEPARATED DISTANCES



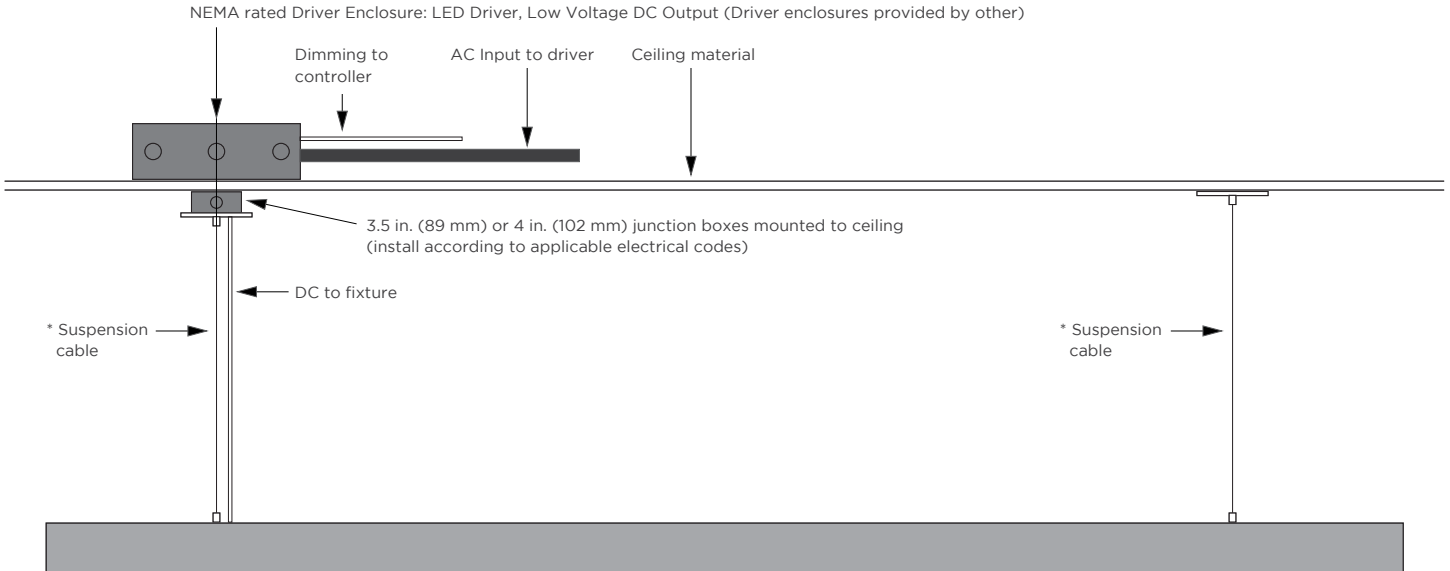
IN THE U.S.

Fixture Length	A	B
2 ft	4 in.	16 in.
3 ft	6 in.	24 in.
4 ft	8 in.	32 in.
5 ft	9 in.	42 in.
6 ft	1 ft	4 ft
7 ft	1 ft	5 ft
8 ft	15 in.	66 in.

OUTSIDE THE U.S.

Fixture Length	A	B
0.5 m	85 mm	330 mm
1 m	165 mm	670 mm
1.5 m	225 mm	1.05 m
2 m	285 mm	1.43 m
2.4 m	375 mm	1.65 m

FIXTURE INSTALLATION



* Length of provided Suspension Cable from ceiling to fixture: 150 in. (3.81 m) max.
* Field cuttable to any length

REV.22APR2026

GLOBAL HQ

320 Murray Hill Pkwy
East Rutherford, NJ 07073
U.S.
T: (+1) 212 629 6830
E: Sales-US@GENLEDBrands.com

EUROPEAN HQ

Hogeweyselaan 119
1382 JK Weesp
Netherlands
T: (+31) 346 235 000
E: SalesEurope@GENLEDBrands.com

MEINA HQ

PO Box 371378, #823, Building 4EA
Dubai Airport Free Zone
Dubai, UAE
T: (+971) 4 701 7901
E: SalesMEINA@genlebrands.com

ASIA-PACIFIC HQ

Room 402, Building D
Shenhi Tongchuang Science and Technology Park
No. 16 Hongyin Road
Xingqiang Community, Xihu Street
Guangming District, Shenzhen, China 518107
T: (+86) 755 8529 0710
E: Sales-Pacific@GENLEDBrands.com