

PC2 LINEARLYTE PENDANT FIXTURE

Create a beautifully lit space with PC2 pendants. Our medium round PC2 linear fixtures are 2-8 ft long, sold in 1 ft (305 mm) or 0.5 m increments, with five Static White CCT options, Variable White or color changing RGBW and RGBA LEDs.

- 2.4 in. (61 mm) round pendants
- Sold in 1 ft (305 mm) or 0.5 m increments
- UV Resistant lenses
- Static White (2700K, 3000K, 3500K, 4000K, 5000K) and Variable White (2000K-6500K) models are 0-10 V or DALI dimmable
- RGBW (2700K, 3000K, 4000K) and RGBA (amber) models use DMX controls
- Standard powder coating in silver, black and white (custom colors available)
- Assembled in USA




ORDERING GUIDE

Category	Output	Fixture Length				Color Temp				Surface Finish	
PC2											
PC2	LO - Low	FOR U.S. ONLY		FOR OUTSIDE OF U.S.		27 - 2700K	VW - Variable White			SV - Silver	CU - Custom
	SO - Standard	2 - 2 ft	6 - 6 ft	0.5m - 0.5 m	2m - 2 m	30 - 3000K	RGB27 - RGB+2700K			WH - White	*Custom RAL # available.
	HO - High	3 - 3 ft	7 - 7 ft	1m - 1 m	2.4m - 2.4 m	35 - 3500K	RGB30 - RGB+3000K			BK - Black	
		4 - 4 ft	8 - 8 ft	1.5m - 1.5 m		40 - 4000K	RGB40 - RGB+4000K				
		5 - 5 ft					50 - 5000K	RGBA - RGB+Amber			

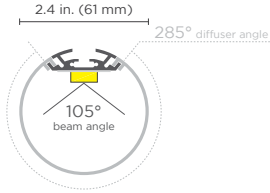
See available drivers on page 3

AVAILABLE COLOR TEMPERATURES



SPECIFICATIONS / LUMEN DATA

SPECIFICATIONS



Beam Angle (FWHM)	105°
Diffuser Angle	285°
Lens Type	Milky
Length	Sold in 1 ft (305 mm) or 0.5 m increments
Operating Voltage	27-54 VDC
Dimming	0-10V, DALI, DMX
Colors	2700K, 3000K, 3500K, 4000K, 5000K, Variable White (2000K-6500K), RGBW (2700K, 3000K, 4000K), RGBA (Amber)
CRI	90+ CRI (for Static White and Variable White only)
Certifications	UL, RoHS
Weight	0.48 lbs/ft (0.72 kg/m)
Diameter	2.4 in. (61 mm)

STATIC WHITE LUMEN DATA / FIXTURE TESTED AT 3500K

Output	White/Color	Power Consumption		Lumen Output		Efficiency lm/W
		W/ft	W/m	lm/ft	lm/m	
LO (Low Output)	White	3.57	11.7	383	1256	107
SO (Standard Output)	White	8.65	28.38	919	3014	106
HO (High Output)	White	12.42	40.75	1233	4046	99

VARIABLE WHITE LUMEN DATA

Output	White/Color	Power Consumption		Lumen Output		Efficiency lm/W
		W/ft	W/m	lm/ft	lm/m	
LO (Low Output)	Warm White	1.34	4.4	98.8	324	74
	Cool White	1.34	4.4	123	404	92
	All On	2.74	9	220	722	80
SO (Standard Output)	White	3.05	10	201	660	66
	Cool White	2.99	9.8	253	830	85
	All On	6.04	19.8	450	1478	75
HO (High Output)	Warm White	6.16	20.2	356	1168	58
	Cool White	5.97	19.6	452	1484	76
	All On	12.2	40	805	2642	66

RGBW LUMEN DATA / FIXTURE TESTED AT RGB+3000K

Output	White/Color	Power Consumption		Lumen Output		Efficiency lm/W
		W/ft	W/m	lm/ft	lm/m	
LO (Low Output)	Red	0.65	2.14	29	94	44
	Green	0.62	2.02	102	334	165
	Blue	0.67	2.2	21	68	31
	White	0.62	2.02	71	234	116
	All On	2.74	9	220	722	80
SO (Standard Output)	Red	1.34	4.4	60	196	44
	Green	1.34	4.4	190	622	141
	Blue	1.28	4.2	35	116	28
	White	1.21	3.98	135	444	112
	All On	5.55	18.2	425	1394	77
HO (High Output)	Red	2.8	9.2	137	448	49
	Green	2.88	9.46	363	1190	126
	Blue	2.87	9.4	77	254	27
	White	2.62	8.6	279	914	106
	All On	11.34	37.2	858	2816	76

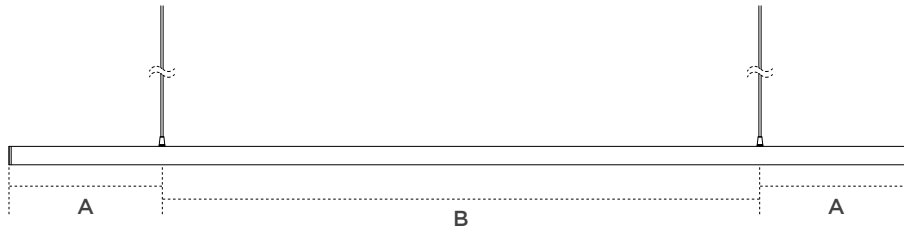
AVAILABLE DRIVERS/INTERFACE

	FOR STATIC WHITE MODELS		
	0-10V 1% DIMMABLE 25W DRIVER	0-10V 1% DIMMABLE 50W DRIVER	0-10V 5% DIMMABLE 95W DRIVER
			
Part Number	DRVCC25SS277010	DRVCC50SS277010	DRVCC95SS277010
Compatible Dimming	0-10 V	0-10 V	0-10 V
Output Voltage (VDC)	27 - 54 VDC	27 - 54 VDC	20 - 54 VDC
Output Wattage	25 W	50 W	95 W
Output Current	0.1 - 0.7 A	0.1 - 1.4 A	0.1 - 2.75 A
Input Voltage Range (VAC)	120 - 277 VAC	120 - 277 VAC	120 - 277 VAC
Input Current (A)	0.25 A (120 VAC)/0.13 A (230 VAC)/0.11 A (277 VAC)	0.48 A (120 VAC)/0.25 A (230 VAC)/0.21 A (277 VAC)	0.89 A (120 VAC)/0.53 A (230 VAC)/0.38 A (277 VAC)
Input Frequency	50 / 60 Hz	50 / 60 Hz	50 / 60 Hz
Max Input Power (W)	31 W	58 W	110 W
Efficiency @ Max Load	83 (120 VAC) / 85 (277 VAC)	86 (120 VAC) / 88 (277 VAC)	88 (120 VAC) / 89 (277 VAC)
Max Input Current	0.25 A	0.48 A	0.89 A
THD @ Max Load	< 10% (120 VAC) / < 15% (277 VAC)	< 10% (120 VAC) / < 15% (277 VAC)	< 10% (120 VAC) / < 15% (277 VAC)
Power Factor @ Max Load	> 0.95	> 0.95	> 0.95
Surge Protection (Combi-Wave, KV)	2.5	2.5	6
Expected Life Time	50,000 hours (< 65 °C)	50,000 hours (< 65 °C)	50,000 hours (< 65 °C)
Operating Temperature	-4 – 122 °F (-20 – 50 °C)	-4 – 122 °F (-20 – 50 °C)	-40 – 131 °F (-40 – 55 °C)
Safety Standards	UL8750, UL991, CSA250.13-14, C22.2 No. 0.8-12, CSA Class P, ETL Class P, UL2043 Plenum Rating	UL8750, UL991, CSA250.13-14, C22.2 No. 0.8-12, CSA Class P, ETL Class P, UL2043 Plenum Rating	UL8750, UL1310, CSA, UL Class P
Weight	0.44 lbs (0.2 kgs)	0.9 lbs (0.41 kgs)	1.5 lbs (0.68 kgs)
Dimensions (L x W x H)	4.21 x 2.38 x 0.98 in. (107 x 60 x 25 mm)	4.21 x 3.01 x 1.18 in. (107 x 76.4 x 30 mm)	8.37 x 1.7 x 1.14 in. (213 x 43 x 29 mm)
	FOR VARIABLE WHITE MODELS	FOR RGBW MODELS	
	0-10V DIMMABLE 90W VW/WD DRIVER	5 CHANNEL DMX INTERFACE	24V NON-DIMMING UL LISTED ELECTRONIC DRIVERS
			
Part Number	DRVRFWDVW2490120	DMXINFOLED5	DRVW2496
Compatible Dimming	0-10 V	DIM/CT/RGB/RGBW/RGBWY	--
Output Voltage (VDC)	24 VDC	12-24 VDC	24 VDC
Output Wattage	90 W	--	96 W
Output Current	3.75 A	6 A/channel output (x 5 channels)	4.1 A
Input Voltage Range (VAC)	100 - 277 VAC	120 - 277 VAC	120 - 277 VAC
Input Frequency	50 / 60 Hz	--	50 / 60 Hz
Efficiency @ Max Load	89%	--	> 87% Max.
Operating Temperature	-86 – 104 °F (-20 – 50 °C)	-22 – 149 °F (-30 – 65 °C)	-13 – 104 °F (-25 – 40 °C)
Safety Standards	UL8750 + UL1310	CE, FCC, RoHS, UL Recognized	UL, CLASS P
Dimensions (L x W x H)	8.4 x 4.1 x 1.5 in. (213 x 104 x 38 mm)	6.65 x 3.14 x 1.45 in. (169 x 80 x 39 mm)	12.1 x 2.36 x 1.4 in. (307 x 60 x 36 mm)

DRIVER MATRIX

Length	Current per ft (mA)	Current per meter (mA)	Max Current Driver (mA)	Driver Part Number
LO (Low Output) up to 7 ft or 2.1 m	90	295	700	DRVCC25SS277010
LO (Low Output) up to 8 ft or 2.4 m	90	295	1400	DRVCC50SS277010
SO (Standard Output) up to 3 ft or 1 m	225	738	700	DRVCC25SS277010
SO (Standard Output) up to 6 ft or 1.5 m	225	738	1400	DRVCC50SS277010
SO (Standard Output) up to 8 ft or 2.4 m	225	738	2750	DRVCC95SS277010
HO (High Output) up to 2 ft or 0.5 m	325	1066	700	DRVCC25SS277010
HO (High Output) up to 4 ft or 1 m	325	1066	1400	DRVCC50SS277010
HO (High Output) up to 8 ft or 2.4 m	325	1066	2750	DRVCC95SS277010

SUGGESTED SUSPENSION WIRE SEPARATED DISTANCES



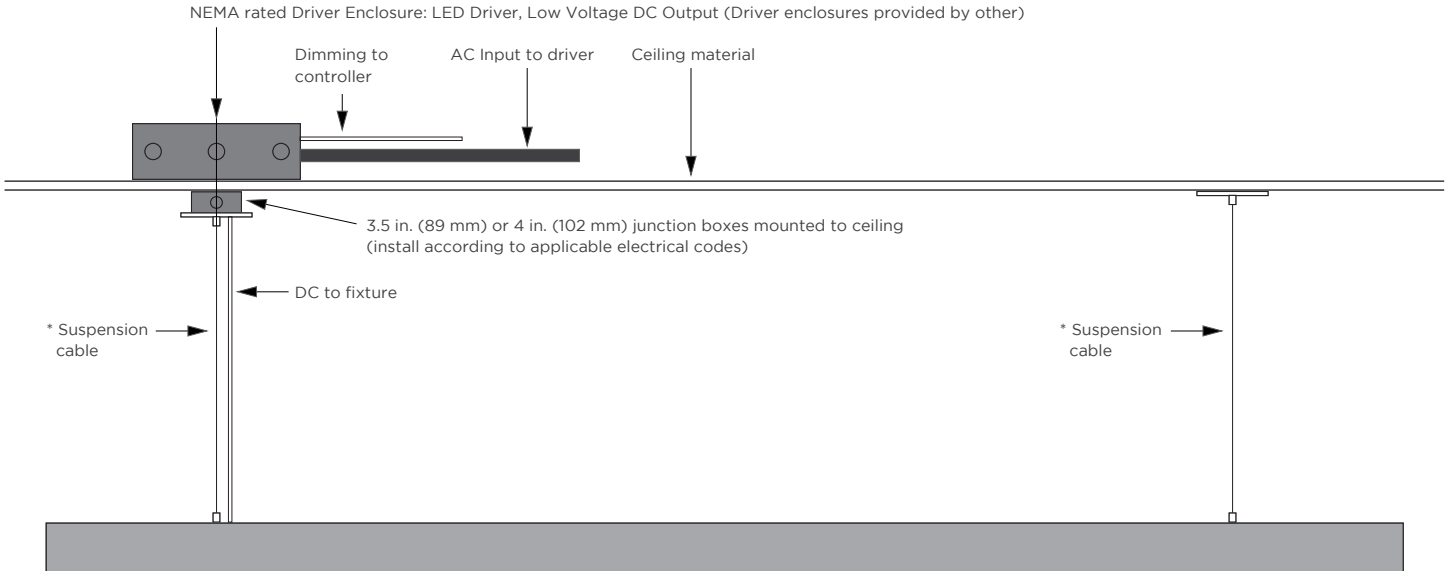
IN THE U.S.

Fixture Length	A	B
2 ft	4 in.	16 in.
3 ft	6 in.	24 in.
4 ft	8 in.	32 in.
5 ft	9 in.	42 in.
6 ft	1 ft	4 ft
7 ft	1 ft	5 ft
8 ft	15 in.	66 in.

OUTSIDE THE U.S.

Fixture Length	A	B
0.5 m	85 mm	330 mm
1 m	165 mm	670 mm
1.5 m	225 mm	1.05 m
2 m	285 mm	1.43 m
2.4 m	375 mm	1.65 m

FIXTURE INSTALLATION



* Length of provided Suspension Cable from ceiling to fixture: 150 in. (3.81 m) max.
* Field cuttable to any length

REV.21JAN2025

GLOBAL HQ

320 Murray Hill Pkwy
East Rutherford, NJ 07073
U.S.
T: (+1) 212 629 6830
E: Sales-US@GENLEDBrands.com

EUROPEAN HQ

Hogeweyselaan 119
1382 JK Weesp
Netherlands
T: (+31) 346 235 000
E: SalesEurope@GENLEDBrands.com

MEINA HQ

PO Box 371378, #823, Building 4EA
Dubai Airport Free Zone
Dubai, UAE
T: (+971) 4 701 7901
E: SalesMEINA@genlebrands.com

ASIA-PACIFIC HQ

Room 402, Building D
ShenShi Tongchuang Science and Technology Park
No. 16 Hongyin Road
Xingqiang Community, Xihu Street
Guangming District, Shenzhen, China 518107
T: (+86) 755 8529 0710
E: Sales-Pacific@GENLEDBrands.com