

PC3 LINEARLYTE PENDANT FIXTURE

Create a beautifully lit space with PC3 pendants. Our large round PC3 linear fixtures are 2-8 ft long, sold in 1 ft or 0.5 m increments, with five Static White CCT options, Variable White or color changing RGBW and RGBA LEDs.

- 4.76 in. (121 mm) round pendants
- Sold in 1 ft or 0.5 m increments
- UV Resistant lenses
- Static White (2700K, 3000K, 3500K, 4000K, 5000K):
0-10V, DALI
- Variable White (2000K-6500K) and RGBW (2700K, 3000K, 4000K):
0-10V VW/WD Driver, DMX, DALI, Casambi
- Standard powder coating in silver, black and white (custom colors available)
- Assembled in USA



ORDERING GUIDE

Category	Output	Fixture Length		Color Temp		Housing finish (top strip, end caps)			
PC3									
PC3	LO - Low	FOR AMERICAS ONLY		FOR OUTSIDE OF AMERICAS		27 - 2700K	VW - Variable White	SV - Silver	CU - Custom*
	SO - Standard	2 - 2 ft	6 - 6 ft	0.5m - 0.5 m	2m - 2 m	30 - 3000K	RGB27 - RGB+2700K	WH - White	*Custom RAL # available.
	HO - High	3 - 3 ft	7 - 7 ft	1m - 1 m	2.4m - 2.4 m	35 - 3500K	RGB30 - RGB+3000K	BK - Black	
		4 - 4 ft	8 - 8 ft	1.5m - 1.5 m		40 - 4000K	RGB40 - RGB+4000K		
		5 - 5 ft				50 - 5000K	RGBA - RGB+Amber		

See available drivers on page 3

ACCESSORIES

Suspended Mounting Kit (not included)

Part #: LLNONFEEDKITWHT (White)**
Part #: LLNONFEEDKITBLK (Black)



Cable length: 6 ft 6.74 in. (2 m)

Power Feed Canopy Kit (not included)

Part #: LLFEEDKITWHT2 (White)**
Part #: LLFEEDKITBLK2 (Black)



** Recommended for fixtures in silver and white finishes

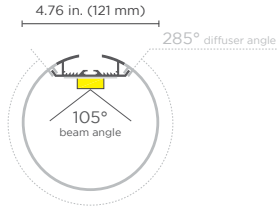
AVAILABLE COLOR TEMPERATURES



Acolyte does not warrant or represent that the information is free from errors or omission. The information may change without notice and Acolyte is not in any way liable for the accuracy of any information printed and stored or in any way interpreted or used.

SPECIFICATIONS / LUMEN DATA

SPECIFICATIONS



Beam Angle (FWHM)	105°
Diffuser Angle	285°
Lens Type	Milky
Length	Sold in 1 ft (305 mm) or 0.5 m increments
Operating Voltage	27-54 VDC
Dimming	Static White: 0-10V, DALI RGBW and Variable White: 0-10V VW Driver, DMX, DALI, Casambi
Colors	2700K, 3000K, 3500K, 4000K, 5000K, Variable White (2000K-6500K), RGBW (2700K, 3000K, 4000K), RGBA (Amber)
CRI	90+ CRI (for Static White and Variable White only)
Certifications	UL, RoHS
Safety Standards	CE - EN61347-1:2015+A1:2021, EN61347-2-13:2024, EN55015:2019
Weight	1.3 lbs/ft (1.94 kg/m)
Diameter	4.76 in. (121 mm)

STATIC WHITE LUMEN DATA / FIXTURE TESTED AT 3500K

Output	White/Color	Power Consumption		Lumen Output		Efficiency lm/W
		W/ft	W/m	lm/ft	lm/m	
LO (Low Output)	White	7.03	23.06	720	2362	102
SO (Standard Output)	White	9.5	31.16	969	3180	102
HO (High Output)	White	12.11	39.72	1219	4000	101







VARIABLE WHITE LUMEN DATA

Output	White/Color	Power Consumption		Lumen Output		Efficiency lm/W
		W/ft	W/m	lm/ft	lm/m	
LO (Low Output)	Warm White	1.36	4.46	104	342	77
	Cool White	1.33	4.36	130	428	98
	All On	2.74	9	230	756	84
SO (Standard Output)	White	2.99	9.8	213	700	71
	Cool White	2.99	9.8	269	882	90
	All On	6.1	20	482	1582	79
HO (High Output)	Warm White	6.04	19.8	383	1256	63
	Cool White	5.97	19.6	488	1600	82
	All On	12	39.4	864	2836	72

RGBW LUMEN DATA / FIXTURE TESTED AT RGB+3000K

Output	White/Color	Power Consumption		Lumen Output		Efficiency lm/W
		W/ft	W/m	lm/ft	lm/m	
LO (Low Output)	Red	0.67	2.2	33	108	49
	Green	0.63	2.07	113	372	180
	Blue	0.67	2.2	24	80	36
	White	0.62	2.02	82	268	133
	All On	2.74	9	252	826	92
SO (Standard Output)	Red	1.4	4.6	70	230	50
	Green	1.4	4.6	220	722	157
	Blue	1.28	4.2	43	140	33
	White	1.29	4.24	157	516	122
	All On	5.55	18.2	491	1612	89
HO (High Output)	Red	2.8	9.2	141	464	50
	Green	2.91	9.56	407	1334	140
	Blue	2.87	9.4	87	284	30
	White	2.62	8.6	310	1018	118
	All On	11.77	38.6	941	3088	80

AVAILABLE DRIVERS/INTERFACE

<p>0-10V Constant Current For Static White models (Americas only)</p>  <p>0-10V 1% Dimmable 25W & 50W Drivers Part No.: DRVCC25SS277010 (25 W) DRVCC50SS277010 (50 W) 27-54 VDC 120-277 VAC UL8750, UL991, CSA250.13-14, C22.2 No. 0.8-12, CSA Class P, ETL Class P, UL2043 Plenum Rating</p> <p>0-10V 5% Dimmable 95W Drivers Part No.: DRVCC95SS277010 20-54 VDC 120-277 VAC UL8750, UL1310, CSA, UL Class P</p>	<p>Constant Current DALI For Static White models (outside of Americas)</p>  <p>50W & 96W Constant Current DALI Driver Part No.: DRVCC50DALI1CH (50 W) DRVCC96DALI1CH (96 W) 9-52 VDC (50 W) 9-54 VDC (96 W) 120-277 VAC CE - EN61347-1:2015+A1:2021, EN61347-2-13:2024 , EN55015:2019</p>	<p>CASAMBI Compatible For Variable White, Warm Dim & RGB models (all regions)</p>  <p>100W & 200W Casambi Compatible 4 Channel Drivers Part No.: • DRVW24100CAS4CH (100 W) • DRVW24200CAS4CH (200 W) 24 VDC 100-277 VAC UL Listed, CE, RoHS, Bluetooth, CASAMBI</p>		
<p>0-10V VW/WD For Variable White & Warm Dim models (Americas only)</p>  <p>0-10V Dimmable 90W VW/WD Driver Part No.: DRVRFWDVW2490120 24 VDC 100-277 VAC UL 8750 + UL 1310</p>	<p>DALI-2 (2 channel) For Variable White & Warm Dim models (outside of Americas)</p>  <p>150W DALI-2 Dimmable 2 Channel Driver Part No.: DRV24150DALI2CH 24 VDC 120-277 VAC CE, CB, ENEC (25), DALI2.0</p>	<p>0-10V/ELV/MLV 3-in-1 For RGBW models (Americas only)</p>  <p>60W, 96W, 288W 0-10V/ELV/MLV 3-in-1 Dimmable Drivers Part No.: DRVW2460TRI010 (60 W) DRVW2496TRI010 (96 W) DRVW24288TRI010 (288 W) 24 VDC 120-277 VAC UL8750, UL1310, IEC 61000-4-2-3-4-5-6-8-11</p>	<p>DALI-2 (4 channel) For RGBW models (outside of Americas)</p>  <p>150W DALI-2 Dimmable 4 Channel Drivers Part No.: DRV24150DALI4CH 24 VDC 120-277 VAC CE, CB, ENEC (25), DALI2.0</p>	<p>Interface For RGBW models (all regions)</p>  <p>5 Channel DMX Decoder Part No.: DMXINF5 12-24 VDC CE, UL Recognized</p>

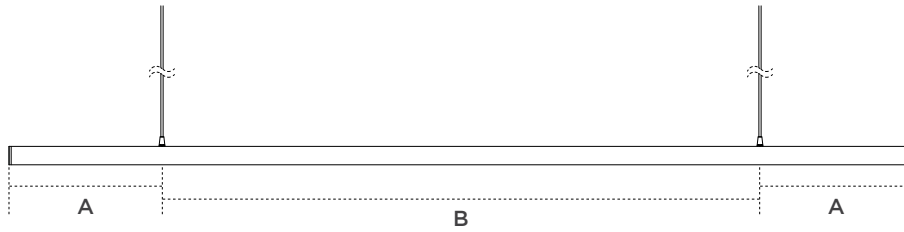
NOTE:
To prevent exposure to the maximum allowable temperatures for these drivers, the suggested installation spacing between drivers is at least 4 in. (101.6 mm) side-to-side when the distance to the sidewall and top of the enclosure is 2 in. (50.8 mm). When the distance to the sidewall and top of the enclosure is 6 in. (152.4 mm), maintain at least 2 in. (50.8 mm) side-to-side spacing between drivers. Drivers should be placed at a minimum of 1 in. (25.4 mm) apart when arranging them end-to-end regardless of the enclosure size.

Please [download driver and interface specification sheets on PC3 product page for more details.](#)

DRIVER MATRIX (for Static White models only)

Length	Current per ft (mA)	Current per meter (mA)	Max Current Driver (mA)	Driver Part Number	Region
LO (Low Output) up to 7 ft or 2.1 m	90	295	700	DRVCC25SS277010	Americas only
LO (Low Output) up to 7 ft or 2.1 m	90	295	700	DRVCC50DALI1CH	Outside of Americas
LO (Low Output) up to 8 ft or 2.4 m	90	295	1400	DRVCC50SS277010	Americas only
LO (Low Output) up to 8 ft or 2.4 m	90	295	1400	DRVCC50DALI1CH	Outside of Americas
SO (Standard Output) up to 3 ft or 1 m	225	738	700	DRVCC25SS277010	Americas only
SO (Standard Output) up to 3 ft or 1 m	225	738	700	DRVCC50DALI1CH	Outside of Americas
SO (Standard Output) up to 6 ft or 1.5 m	225	738	1400	DRVCC50SS277010	Americas only
SO (Standard Output) up to 6 ft or 1.5 m	225	738	1400	DRVCC50DALI1CH	Outside of Americas
SO (Standard Output) up to 8 ft or 2.4 m	225	738	2750	DRVCC95SS277010	Americas only
SO (Standard Output) up to 8 ft or 2.4 m	225	738	2750	DRVCC96DALI1CH	Outside of Americas
HO (High Output) up to 2 ft or 0.5 m	325	1066	700	DRVCC25SS277010	Americas only
HO (High Output) up to 2 ft or 0.5 m	325	1066	700	DRVCC50DALI1CH	Outside of Americas
HO (High Output) up to 4 ft or 1 m	325	1066	1400	DRVCC50SS277010	Americas only
HO (High Output) up to 4 ft or 1 m	325	1066	1400	DRVCC50DALI1CH	Outside of Americas
HO (High Output) up to 8 ft or 2.4 m	325	1066	2750	DRVCC95SS277010	Americas only
HO (High Output) up to 8 ft or 2.4 m	325	1066	2750	DRVCC96DALI1CH	Outside of Americas

SUGGESTED SUSPENSION WIRE SEPARATED DISTANCES



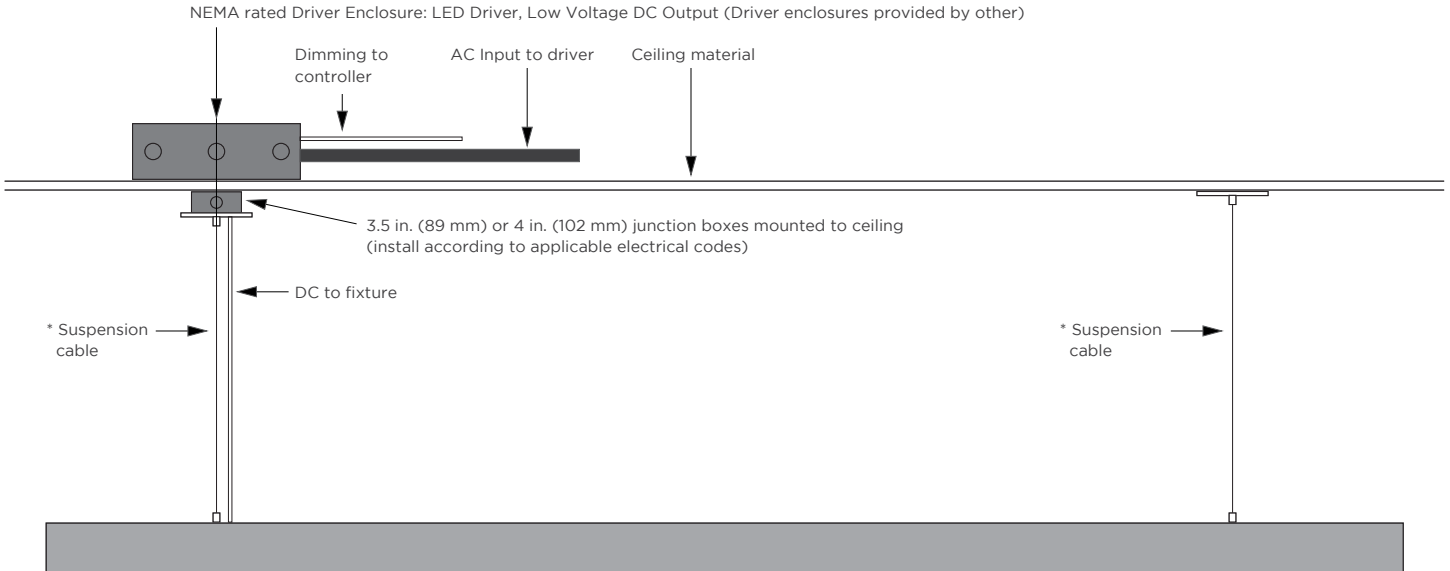
IN THE U.S.

Fixture Length	A	B
2 ft	4 in.	16 in.
3 ft	6 in.	24 in.
4 ft	8 in.	32 in.
5 ft	9 in.	42 in.
6 ft	1 ft	4 ft
7 ft	1 ft	5 ft
8 ft	15 in.	66 in.

OUTSIDE THE U.S.

Fixture Length	A	B
0.5 m	85 mm	330 mm
1 m	165 mm	670 mm
1.5 m	225 mm	1.05 m
2 m	285 mm	1.43 m
2.4 m	375 mm	1.65 m

FIXTURE INSTALLATION



* Length of provided Suspension Cable from ceiling to fixture: 150 in. (3.81 m) max.
* Field cuttable to any length

REV.27APR2026

GLOBAL HQ

320 Murray Hill Pkwy
East Rutherford, NJ 07073
U.S.
T: (+1) 212 629 6830
E: Sales-US@GENLEDBrands.com

EUROPEAN HQ

Hogeweyselaan 119
1382 JK Weesp
Netherlands
T: (+31) 346 235 000
E: SalesEurope@GENLEDBrands.com

MEINA HQ

PO Box 371378, #823, Building 4EA
Dubai Airport Free Zone
Dubai, UAE
T: (+971) 4 701 7901
E: SalesMEINA@genlebrands.com

ASIA-PACIFIC HQ

Room 402, Building D
ShenShi Tongchuang Science and Technology Park
No. 16 Hongyin Road
Xingqiang Community, Xihu Street
Guangming District, Shenzhen, China 518107
T: (+86) 755 8529 0710
E: Sales-Pacific@GENLEDBrands.com