




Date \_\_\_\_\_ Project \_\_\_\_\_

Notes \_\_\_\_\_

**PR2 LINEARLYTE PENDANT FIXTURE**

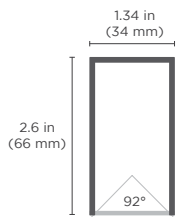
Create a beautifully illuminated space with our rectangular PR2 pendant fixtures. This direct lighting fixture is sold with low-, standard- and high-output options. Available in 5 CCTs and several lengths.

- UV Resistant lenses
- 0-10 V or DALI Dimmable
- Standard powdercoating in Silver, Black, and White (Custom colors available)
- Assembled in USA



**SPECIFICATIONS / LUMEN DATA**

**LUMEN DATA / FIXTURE TESTED AT 3500K**



Beam Angle	92°
Lens Type	Milky
Length	Sold in 1 foot increments (see table on page 1 for exact fixture lengths)
Operating Voltage	27-54 V
Dimming	0-10V, DALI
Colors	2700K, 3000K, 3500K, 4000K, 5000K
Certifications	RoHS, ETL
Weight	0.875 lbs/ft (1.38 kg/m)
Width	1.34 in (34 mm)
Height	2.6 in (66 mm)
Max Length	7 ft 4 in. (2.1 m) plus end cap thickness. Fixtures can be connected to make longer sections.

**LUMEN DATA / FIXTURE TESTED AT 3500K**

Output	Power Consumption							Lumen Output							Efficiency
	W/ft	W/2 ft	W/3 ft	W/4 ft	W/5 ft	W/6 ft	W/7 ft	lm/ft	lm/2 ft	lm/3 ft	lm/4 ft	lm/5 ft	lm/6 ft	lm/7 ft	
LO	3.5	7	10.5	14	17.5	21	24.5	230	461	691.5	922	1152.5	1383	1613.5	67
SO	7	14	21	28	35	42	49	458.5	917	1375.5	1834	2292.5	2751	3209.5	66
HO	9.7	19.4	29.1	38.8	48.5	58.2	67.9	582	1164	1746	2328	2910	3492	4074	60


**ORDERING GUIDE**

Category	Output	Fixture Length (see table below for actual fixture lengths)	Color Temp	Surface Finish
PR2				
PR2	LO - Low	2 - 2 ft    6 - 6 ft	27 - 2700K	SV - Silver
	SO - Standard	3 - 3 ft    7 - 7 ft	30 - 3000K	WH - White
	HO - High	4 - 4 ft	35 - 3500K	BK - Black
		5 - 5 ft	40 - 4000K	CU - Custom
			50 - 5000K	Custom RAL # available.

See available drivers on page 2

Nominal	2 ft	3 ft	4 ft	5 ft	6 ft	7 ft
Actual Length	1 ft 10.1 in. (561 mm)	2 ft 9 in. (841 mm)	3 ft 8 in. (1121 mm)	4 ft 7.1 in. (1401 mm)	5 ft 6.1 in. (1681 mm)	7 ft 4.1 in. (2241 mm)

**AVAILABLE COLOR TEMPERATURES**

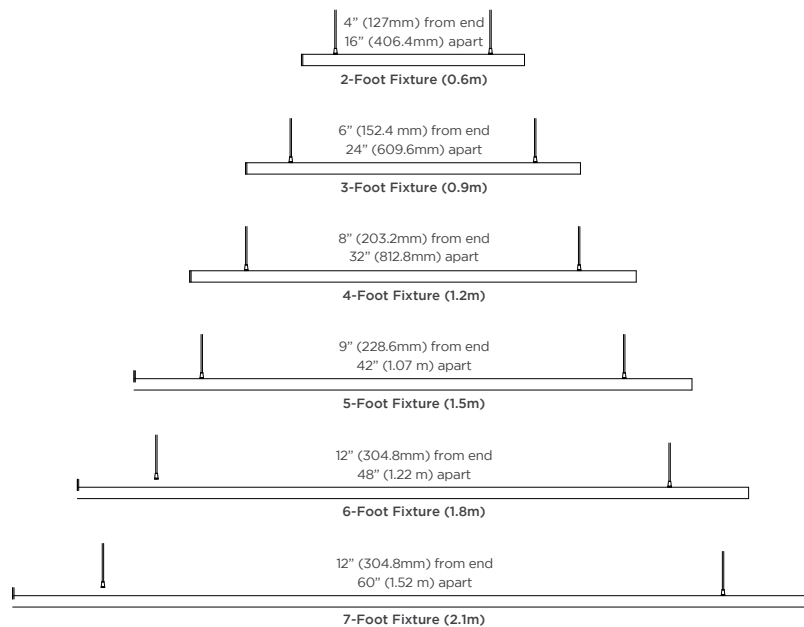


Acolyte does not warrant or represent that the information is free from errors or omission. The information may change without notice and Acolyte is not in any way liable for the accuracy of any information printed and stored or in any way interpreted or used.

AVAILABLE DRIVERS

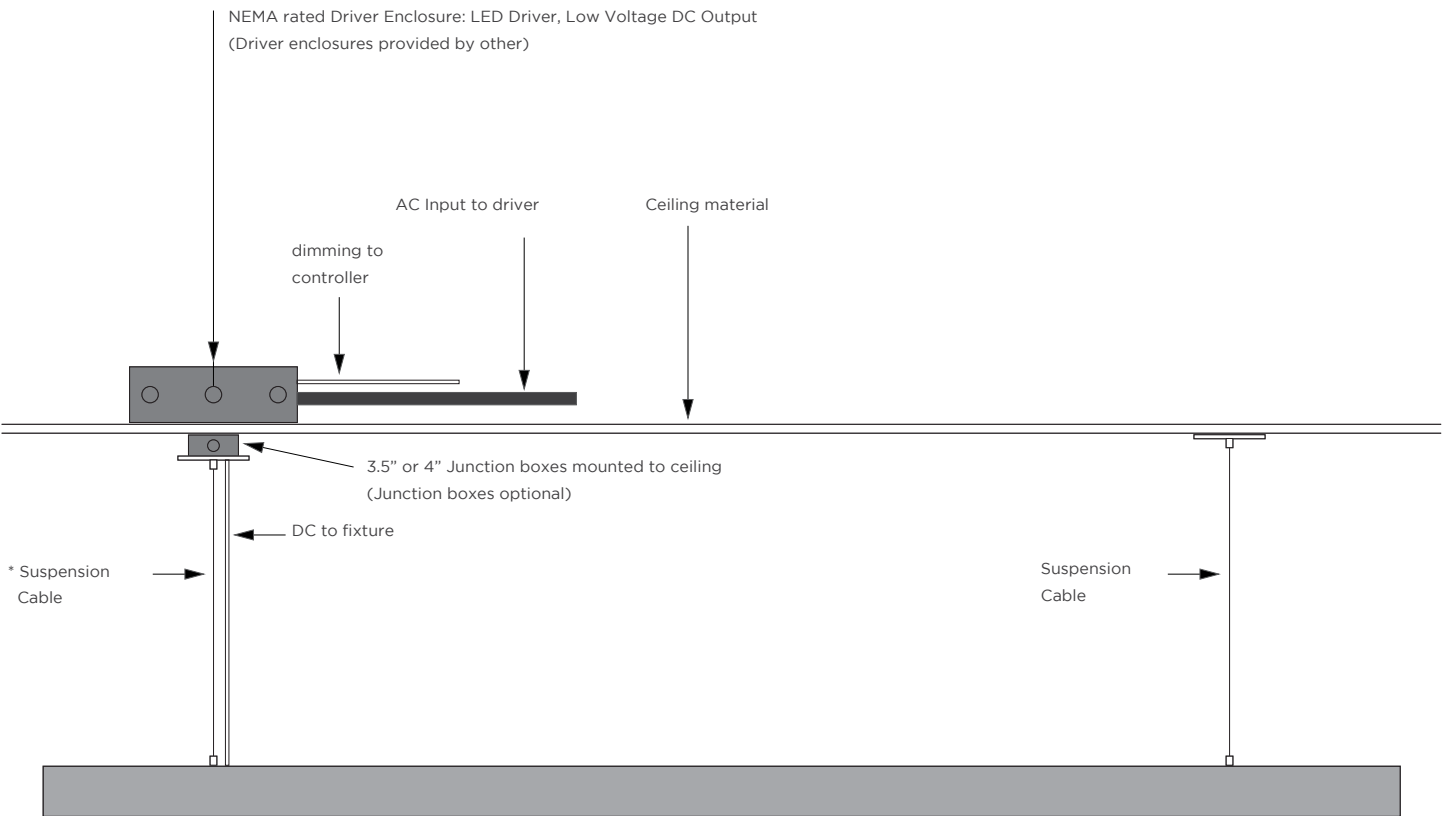
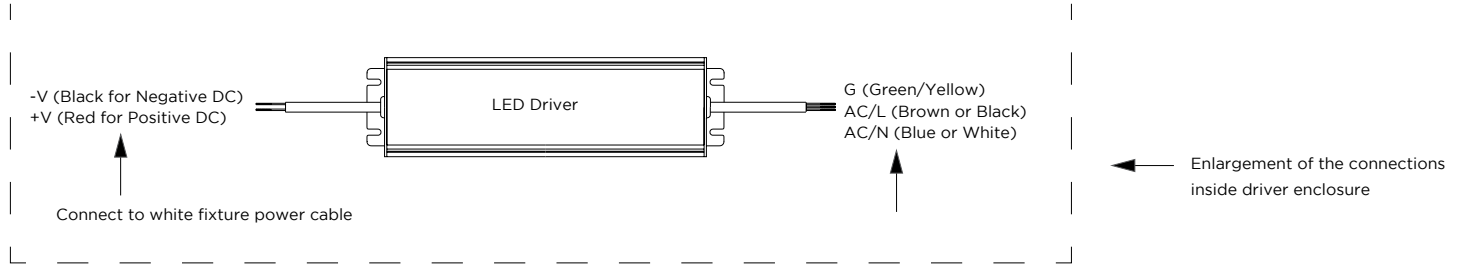
	0-10V 1% DIMMABLE 25W DRIVER	0-10V 1% DIMMABLE 50W DRIVER	0-10V 1% DIMMABLE 95W DRIVER
			
Part Number	DRVCC25SS277010	DRVCC50SS277010	DRVCC95SS277010
Compatible Dimming	0-10 V	0-10 V	0-10 V
Output Voltage (DC)	27 - 54 V	27 - 54 V	20 - 54 V
Output Wattage	25 W	50 W	95 W
Output Current	0.1 - 0.7 A	0.1 - 1.4 A	0.1 - 2.75 A
Input Voltage Range (VAC)	120 - 277 VAC	120 - 277 VAC	120 - 277 VAC
Input Current (A)	0.25 A (120 VAC) / 0.11 (277 VAC)	0.48 A (120 VAC) / 0.21 (277 VAC)	0.89 A (120 VAC) / 0.38 (277 VAC)
Input Frequency	50 / 60Hz	50 / 60Hz	50 / 60Hz
Max Input Power (W)	31 W	58 W	110 W
Efficiency @ Max Load	83 (120 VAC) / 85 (277 VAC)	86 (120 VAC) / 88 (277 VAC)	88 (120 VAC) / 89 (277 VAC)
Max Input Current	0.25 A	0.48 A	0.89 A
THD @ Max Load	< 10% (120 VAC) / < 15% (277 VAC)	< 10% (120 VAC) / < 15% (277 VAC)	< 10% (120 VAC) / < 15% (277 VAC)
Power Factor @ Max Load	> 0.95	> 0.95	> 0.95
Surge Protection (Combi-Wave, KV)	2.5	2.5	6
Expected Life Time	50,000 Hours (< 65° C)	50,000 Hours (< 65° C)	50,000 Hours (< 65° C)
Operating Temperature	-4° F to 122° F (-20° C to 50° C)	-4° F to 122° F (-20° C to 50° C)	-40° F to 131° F (-40° C to 55° C)
Safety Standards	UL 8750, UL991, CSA250.13-14, C22.2 No. 0.8-12, CSA Class P, ETL Class P, UL 2043 Plenum Rating	UL 8750, UL 991, CSA250.13-14, C22.2 No. 0.8-12, CSA Class P, ETL Class P, UL 2043 Plenum Rating	UL 8750, UL 1310, CSA, UL Class P
Weight	0.44 lbs (0.2 kgs)	0.9 lbs (0.41 kgs)	1.5 lbs (0.68 kgs)
Dimensions (L x W x H)	4.21 x 2.38 x 0.98 in. (107 x 60.4 x 0.98 mm)	4.21 x 3.01 x 1.18 in. (107 x 76.4 x 30 mm)	8.37 x 1.7 x 1.14 in. (212.6 x 43.2 x 29 mm)

SUGGESTED SUSPENSION WIRE SEPARATED DISTANCES



Acolyte does not warrant or represent that the information is free from errors or omission. The information may change without notice and Acolyte is not in any way liable for the accuracy of any information printed and stored or in any way interpreted or used.

FIXTURE INSTALLATION



- \* Max Suspension Cable length from ceiling to fixture: 150 inches (3.81 meter)
- \* Field cuttable to any length
- \* Drivers can be mounted integral to fixture