



Date \_\_\_\_\_ Project \_\_\_\_\_

Notes \_\_\_\_\_


**PR3 LINEARLYTE PENDANT FIXTURE**

Create a beautifully lit space with one of our nine pendant fixture profiles. PR3 linear fixture is sold in 1 foot increments, with 5 different color temperature options.

- Sold in 1 foot (304.8 mm) or 1/2 meter increments
- UV Resistant lenses
- 0-10 V or DALI Dimmable
- Standard powdercoating in Silver, Black, and White (Custom colors available)
- Assembled in USA

**Applications:**

- |               |               |             |
|---------------|---------------|-------------|
| Commercial    | Hospitality   | Residential |
| Entertainment | Museums       | Retail      |
| Healthcare    | Public Spaces |             |




**ORDERING GUIDE**

Category	Output	Fixture Length			
		2 - 2 ft	6 - 6 ft	0.5m - 0.5 m	
<b>PR3</b>					
PR3	LO - Low Direct Only	SO-LO - Standard Direct, Low Indirect	2 - 2 ft	6 - 6 ft	0.5m - 0.5 m
	SO - Standard Direct Only	SO-SO - Standard Direct, Standard Indirect	3 - 3 ft	7 - 7 ft	1m - 1 m
	HO - High Direct Only	SO-HO - Standard Direct, High Indirect	4 - 4 ft		1.5m - 1.5 m
	LO-LO - Low Direct, Low Indirect	HO-LO - High Direct, Low Indirect	5 - 5 ft		2m - 2 m
	LO-SO - Low Direct, Standard Indirect	HO-SO - High Direct, Standard Indirect			
	LO-HO - Low Direct, High Indirect	HO-HO - High Direct, High Indirect			

Color Temp Direct	Color Temp Indirect	Surface Finish
27 - 2700K	27 - 2700K	AL - Aluminum
30 - 3000K	30 - 3000K	W - White
35 - 3500K	35 - 3500K	K - Black
40 - 4000K	40 - 4000K	C - Custom
50 - 5000K	50 - 5000K	*Custom RAL # available.

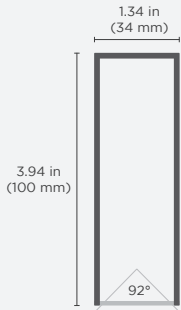
\* For Direct only, leave blank

**AVAILABLE COLOR TEMPERATURES**



SPECIFICATIONS / LUMEN DATA / SUGGESTED SUSPENSION WIRE SEPARATED DISTANCES

SPECIFICATIONS

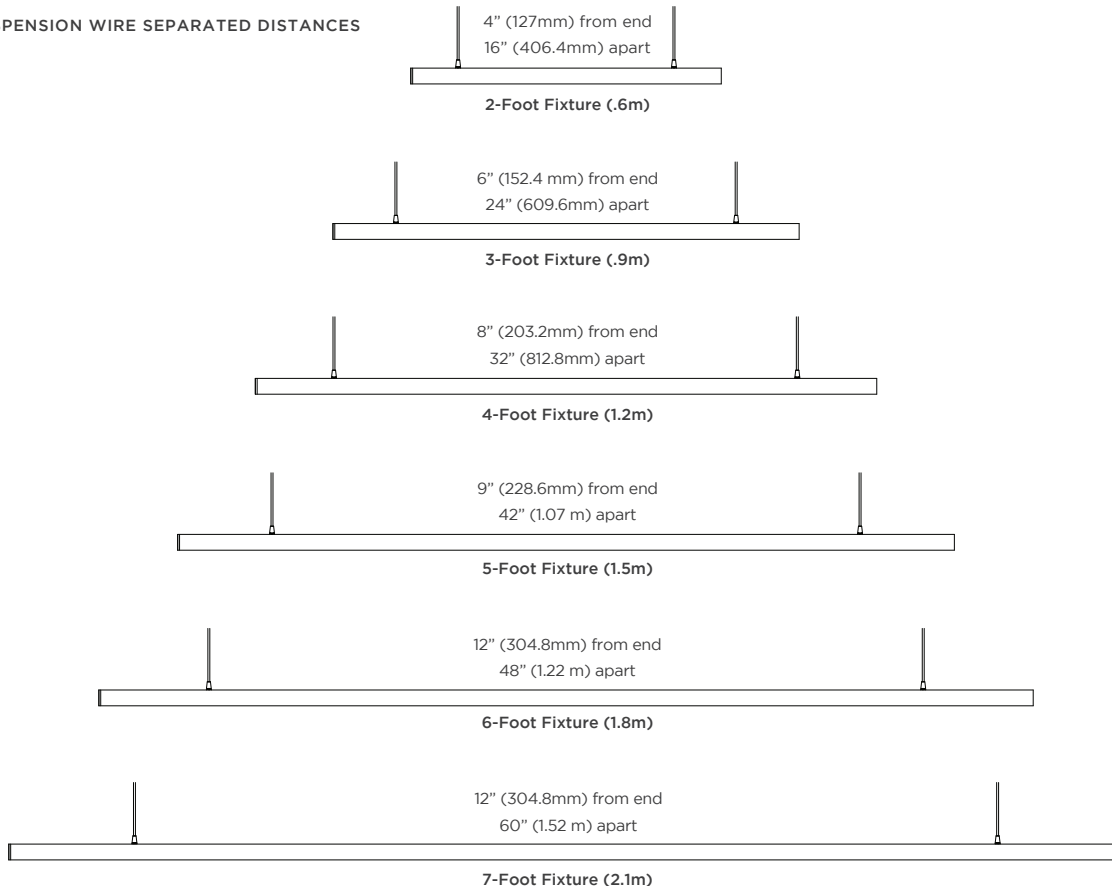


Beam Angle	92°
Lens Type	Milky
Length	Sold in 1 foot (304.8 mm) or 1/2 meter increments
Operating Voltage	27-54 V
Dimming	0-10V, DALI
Colors	2700K, 3000K, 3500K, 4000K, 5000K
Certifications	RoHS, ETL
Weight	1.28 lbs/ft (1.91 kg/m)
Width	1.34 in (34 mm)
Height	3.94 in (100 mm)
Max Length	7 ft (2.1 m) plus end cap thickness. Fixtures can be connected to make longer sections.

LUMEN DATA / FIXTURE TESTED AT 3500K

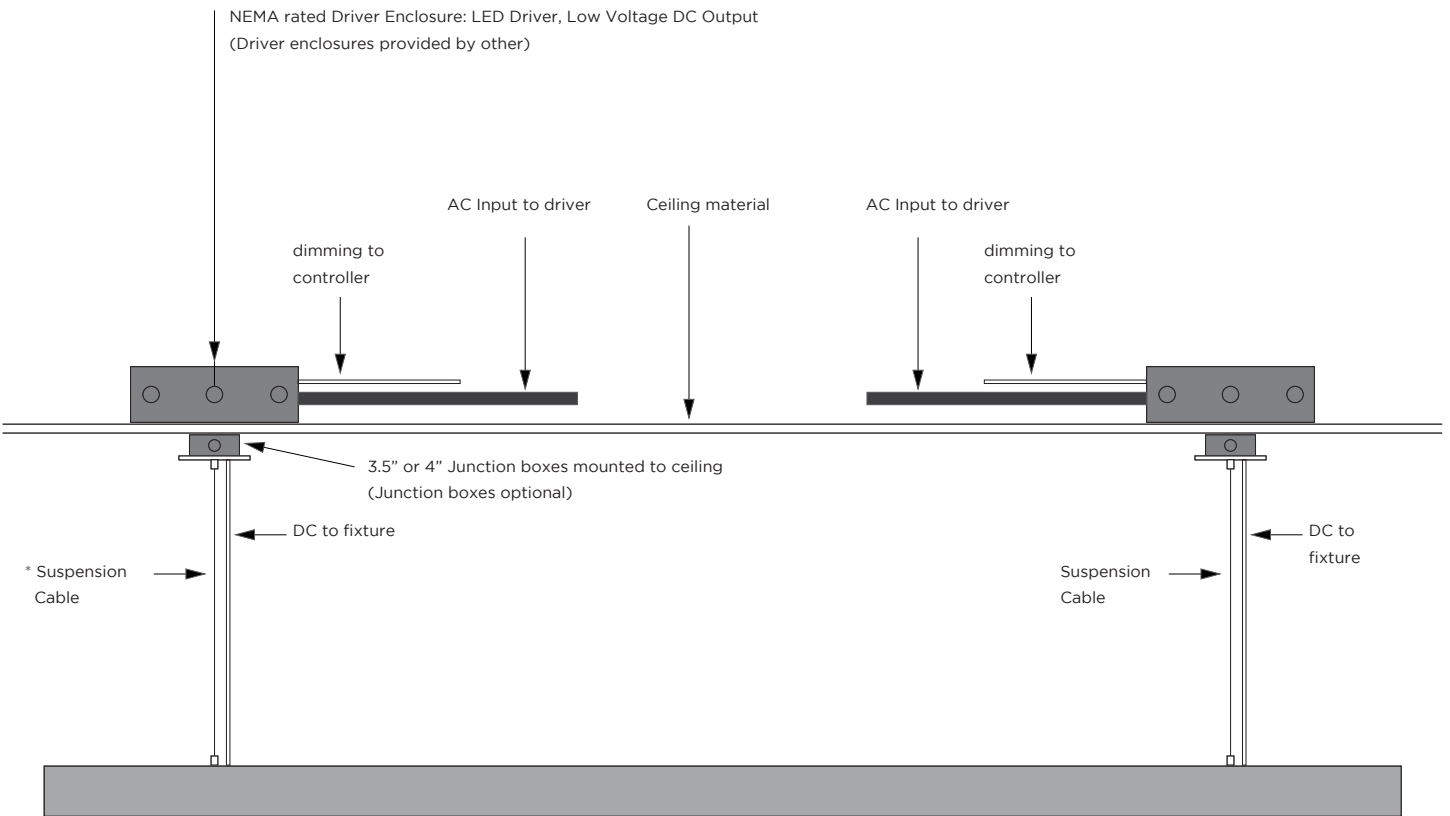
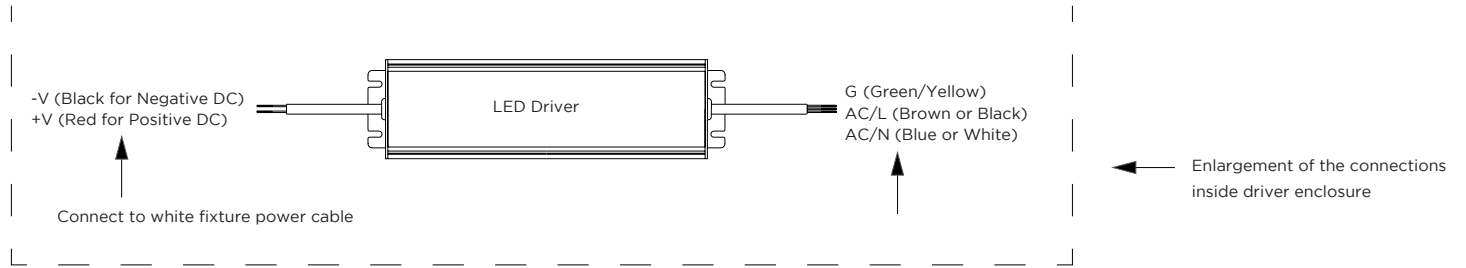
	W/ft	lm/ft	W/2 ft	lm/2 ft	W/4 ft	lm/4 ft	W/7 ft	lm/7 ft	lm/W
LO	7.0	590.0	14.0	1180.0	28.0	2360.0	49.0	4130.0	84.0
SO	9.5	695.0	19.0	1390.0	38.0	2780.0	66.5	4865.0	73.0
HO	12.5	887.5	25.0	1775.0	50.0	3550.0	87.5	6212.5	71.0
INDIRECT SIDE (UP)									
LO	3.5	276.0	7.0	552.0	14.0	1104.0	24.5	1932.0	79.0
SO	7.3	535.0	14.5	1070.0	29.0	2140.0	50.8	3745.0	74.0
HO	8.9	637.0	17.8	1274.0	35.6	2548.0	62.3	4459.0	72.0

SUGGESTED SUSPENSION WIRE SEPARATED DISTANCES



GENLED Acolyte<sup>®</sup> does not warrant or represent that the information is free from errors or omission. The information may change without notice and GENLED Acolyte<sup>®</sup> is not in any way liable for the accuracy of any information printed and stored or in any way interpreted or used.

FIXTURE INSTALLATION



- \* Max Suspension Cable length from ceiling to fixture: 150 inches (3.81 meter)
- \* Field cuttable to any length
- \* Drivers can be mounted integral to fixture