

STATIC WHITE MATRIX 3.0 RIBBONLYTE

Static White Matrix 3.0 RibbonLyte bends and conforms to curves! Specially designed circuit boards allow Matrix RibbonLyte to flex and bend in any direction. Unlike traditional RibbonLyte, Static White Matrix bends up to 90 degrees, making it the perfect choice for rounded coves, sharp angles and other intricate lighting applications in six Static White CCTs.



- Ideal for curves, sharp angles, circular coves & complex shapes
- 6 CCTs (2400K-6000K)
- 3.0 W/ft (9.8 W/m)
- 4.84 in. (123 mm) cut lengths
- 90+ CRI
- IP20
- Closet rated in channel applications

Applications:

Commercial Entertainment Healthcare Hospitality Museums Public Spaces Residential Retail



ORDERING GUIDE

Category	CRI	Ribbon Type & IP Rating	Wattage + Color	
RB	90	SWM20		
RB - Ribbonlyte	90 - 90+ CRI Static White	SWM20 - Static White Matrix IP20	3.024 - 3.0 2400K	3.035 - 3.0 3500K
			3.027 - 3.0 2700K	3.040 - 3.0 4000K
			3.030 - 3.0 3000K	3.060 - 3.0 6000K

CONNECTION OPTIONS

1. End Feed Bare Wire Connection (Default Option)



2. IP67 Connector Input



3. Soldered Daisy Chain



4. Daisy Chain with IP67 Connectors



5. Bare Wire on Both Ends




Standard cable length if not specified:

1. 12 in. cable with bare wire (custom length up to 20 feet)
2. Standard 12 in. cable with IP67 connectors (custom length up to 10 feet)
3. Daisy chain with 3 in. cable between runs (custom length up to 36 in.)
4. 3 in. cable between IP67 connector and RibbonLyte (custom length up to 18 in.)
5. Standard 12 in. cable with bare wire (custom length up to 10 feet)



Note: IP67 connectors are used for both IP20 and IP65/IP68 RibbonLyte


AVAILABLE COLOR TEMPERATURES



SPECIFICATIONS / DIAGRAM / USAGE GUIDELINES

STATIC WHITE MATRIX 3.0 RIBBONLYTE						
Operating Voltage	24 V					
Power Consumption	3.0 W/ft (9.8 W/m)					
Current (mA) - 24V	125 mA/ft (410 mA/m)					
LED Pitch	15 LEDs/ft (50 LEDs/m)					
Protection Rating IP20	✓					
Dimming	ELV / DMX / MLV / 0-10 Volt					
Operating Temperature	-40 F to 158 F (-40 C to 70 C)					
Colors	2400K, 2700K, 3000K, 3500K, 4000K, 6000K					
Lumens	2400K	2700K	3000K	3500K	4000K	6000K
	223.1 lm/ft 732 lm/m	225.1 lm/ft 738.6 lm/m	262.1 lm/ft 860 lm/m	262.1 lm/ft 860 lm/m	254.6 lm/ft 835.3 lm/m	248.5 lm/ft 815.3 lm/m
Binning Tolerance	+/- 150K					
LED Beam Angle	120°					
Lamp Life	50,000 hrs L70 @ 85° C					
Cutable Length - 24V	4.84" (123 mm)					
CRI - All Color Temp	90+ CRI					
Cable Length	12 in (30.5 cm)					
Certifications	UL 2108 Issued: 2016/06/17 Ed: 1 Rev: 2021/10/16 Low Voltage Lighting Systems. CSA C22.2 No. 250.0, General Requirements for Luminaires. RoHS compliant. All RibbonLyte models 3.0 W/ft (9.8 W/m) and lower when used in any Acolyte Channel profile except Piccolo are tested by UL and confirmed 'Suitable for Installation in the Storage Area of a Clothes Closet' in accordance with NFPA 70 and NEC 410.16 and 411. CE					

24V DIMENSIONS	Top View	Side View	Dimensions
IP20	 <p>CUTTABLE EVERY: 4.84 in (123 mm)</p>		<p>Width 0.47 in (12 mm) Max Length 39 ft 4 in (12 m) Height 0.09 in (2.3 mm)</p>

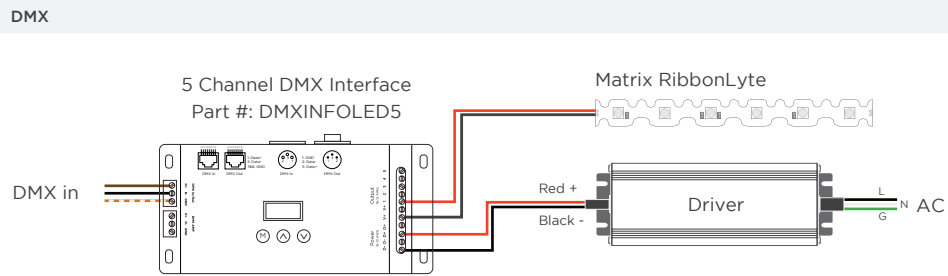
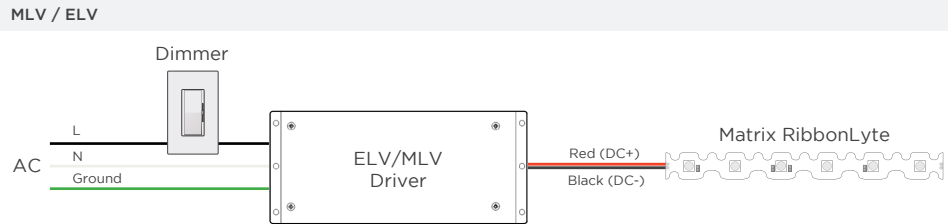
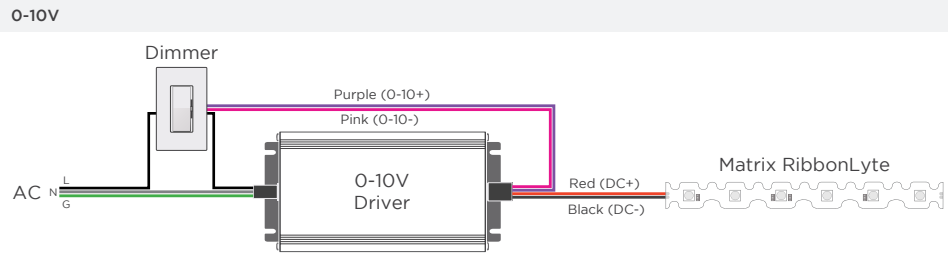
FLAT SILICONE MOUNTING PAD															
	<table border="1"> <thead> <tr> <th>Part Number</th> <th>RBMNTSIL</th> </tr> </thead> <tbody> <tr> <td>Screw Head Diameter</td> <td>0.27 in (6.9 mm)</td> </tr> <tr> <td>Screw Head Height</td> <td>0.36 in (9.2 mm)</td> </tr> <tr> <td>Clip Length</td> <td>1.07 in (27.2 mm)</td> </tr> <tr> <td>Clip Width</td> <td>0.24 in (6.1 mm)</td> </tr> <tr> <td>Screw Hole Diameter</td> <td>0.09 in (2.5 mm)</td> </tr> <tr> <td>Screw Hole Distance (center-to-center)</td> <td>0.88 in (22.6 mm)</td> </tr> </tbody> </table>	Part Number	RBMNTSIL	Screw Head Diameter	0.27 in (6.9 mm)	Screw Head Height	0.36 in (9.2 mm)	Clip Length	1.07 in (27.2 mm)	Clip Width	0.24 in (6.1 mm)	Screw Hole Diameter	0.09 in (2.5 mm)	Screw Hole Distance (center-to-center)	0.88 in (22.6 mm)
Part Number	RBMNTSIL														
Screw Head Diameter	0.27 in (6.9 mm)														
Screw Head Height	0.36 in (9.2 mm)														
Clip Length	1.07 in (27.2 mm)														
Clip Width	0.24 in (6.1 mm)														
Screw Hole Diameter	0.09 in (2.5 mm)														
Screw Hole Distance (center-to-center)	0.88 in (22.6 mm)														

USAGE GUIDELINES

- IP65 and IP68 RibbonLyte cannot be cut in the field. All custom cuts and connections for these models must be performed at the factory to ensure waterproofing standards are met. Any modification of the waterproofing will result in a void warranty.
- When installing this product, consider the surface temperature of the material where it will be mounted. Many building surfaces which are exposed to direct sunlight exceed the 70° C / 158° F maximum for which our product is rated. High-risk locations like this should be avoided.
- IP20 RibbonLyte products are for indoor use in dry areas. IP65 RibbonLyte products can be used in indoor dry/damp locations such as bathrooms and kitchens. IP68 RibbonLyte products can be used in wet, outdoor locations around pools and spa tubs, but our products are not intended to be submerged in pools and fountains and do not carry UL676 certification to do so.
- Please refer to the RibbonLyte Proper Usage Guide in our Application Guide for more information. Available for download at AcolyteLED.com.
- This product is compatible with a wide variety of control products including the entire line of Lutron dimming systems.
- For use with Acolyte drivers, 0-10V dimming modules and interface controllers (DMXINF models).
- Use with non-Acolyte supplied drivers is not supported or warrantied.
- Due to the nature of RibbonLyte products, cuttable lengths are generally longer or shorter than the customer requested length. Unless specified, RibbonLyte is factory cut at the shorter cuttable point.
- We reserve the right to make changes to product lineup, specifications, design and finishes at any time without notice.

Acolyte does not warrant or represent that the information is free from errors or omission. The information may change without notice and Acolyte is not in any way liable for the accuracy of any information printed and stored or in any way interpreted or used.

WIRING DIAGRAMS



WIRE COLORS PER RIBBONLYTE COLOR

STATIC WHITE
Red Wire (+) Positive
Black Wire (-) Negative

ACTUAL POWER CONSUMPTION

Length (ft)	Length (m)	Actual Power Consumed (W)	Average Wattage (W/ft)	Average Wattage (W/m)	Actual Current Drawn (A)
5	1.52	15.61	3.12	10.24	0.650
10	3.05	29.31	2.93	9.61	1.221
15	4.57	41.60	2.77	9.10	1.733
20	6.10	51.88	2.59	8.51	2.162
25	7.62	59.64	2.39	7.82	2.485
30	9.15	65.19	2.17	7.13	2.716
35	10.67	66.63	1.90	6.24	2.776
39.3	11.98	67.62	1.72	5.64	2.818

NOTE: Quotes use nominal values. We highly recommend using nominal wattages for all customer calculations. Allow for a 15% buffer (10% driver, 5% fixture) in these calculations as performance may vary. Acolyte is not liable for product performance if these tables are used instead of nominal values when orders are placed.

REV.16JUL2024

GLOBAL HQ

320 Murray Hill Pkwy
East Rutherford, NJ 07073
T: (+1) 212 629 6830
E: Sales-US@GENLEDBrands.com

EUROPEAN HQ

De Corridor 16K
36212B Breukelen
Netherlands
T: (+31) 346 235 000
E: SalesEurope@GENLEDBrands.com

MEINA HQ

PO Box 371378, #823, Building 4EA
Dubai Airport Free Zone, Dubai, UAE
T: (+971) 4 701 7901
E: SalesMEINA@genlebrands.com

ASIA-PACIFIC HQ

Room 402, Building D
Shenshi Tongchuang Science and Technology Park
No. 16 Hongyin Road
Xingqiang Community, Xihu Street
Guangming District, Shenzhen, China 518107
Sales: (+86) 139 1836 3905
Office: (+86) 755 8529 0710
E: Sales-Pacific@GENLEDBrands.com

[linkedin.com/company/genledacolyte](https://www.linkedin.com/company/genledacolyte)

[facebook.com/acolyteled](https://www.facebook.com/acolyteled)

[instagram.com/acolyte_led](https://www.instagram.com/acolyte_led)