

### 120V STATIC COLOR DIRECT AC RIBBONLYTE

Acolyte's Direct AC RibbonLyte extends up to 164 ft on a single run with no drivers - perfect for long covers and other large spaces.

- Directly input 120 Volts AC
- Max run length: 164 ft (50 m)
- Available in Red, Green, Blue colors
- Factory cuttable every 1 ft (304.8 mm)
- IP65
- Dimmable
- Sold with AC plug or bare wire input (see page 3)
- Mounting clips included (2 mounting clips per linear foot)
- Mounting channel or aluminum channel with lens available
- 1-year warranty



#### Applications:

Commercial	Hospitality	Residential
Entertainment	Museums	Retail
Healthcare	Public Spaces	



**RoHS** **IP65**



### ORDERING GUIDE

Category	CRI	Ribbon Type & IP Rating	Wattage + Color
RB	0	AC12065	
RB - RibbonLyte	0 - 0 Static Colors	AC12065 - Direct AC 120V IP65	2.5R - 2.5 W/ft (8.2 W/m) Red 2.5G - 2.5 W/ft (8.2 W/m) Green 2.5B - 2.5 W/ft (8.2 W/m) Blue

#### Connection Options:

- 2 meter cable to bare wire (6 ft 6.74 in.)
- 2 meter cable to AC plug (6 ft 6.74 in.)
- 8 meter cable to bare wire (26 ft 3 in.)
- 6 cm jumper cable (2.4 in.)
- 30 cm jumper cable (11.81 in.)
- 4 meter jumper cable (13 ft 1.48 in.)

#### Included Accessories:

**Mounting Clip**  
Part No.: RBHIACMNT (2 clips per linear foot)

#### Optional Accessories:

**Mounting Channel**  
Part No.: CHDACPSWSC (see page 2 for details)

**Aluminum Channel with Flat Milky Lens**  
Part No.: CHDACSVM (see page 2 for details)

**Aluminum Channel with Square Milky Lens**  
Part No.: CHDACSVM (see page 2 for details)




**Waterproof Cable Connector**  
Part No.: COUPW683WH (see page 4 for instruction)


### AVAILABLE COLORS



SPECIFICATIONS / DIMENSIONS / CHANNEL COMPATIBILITY

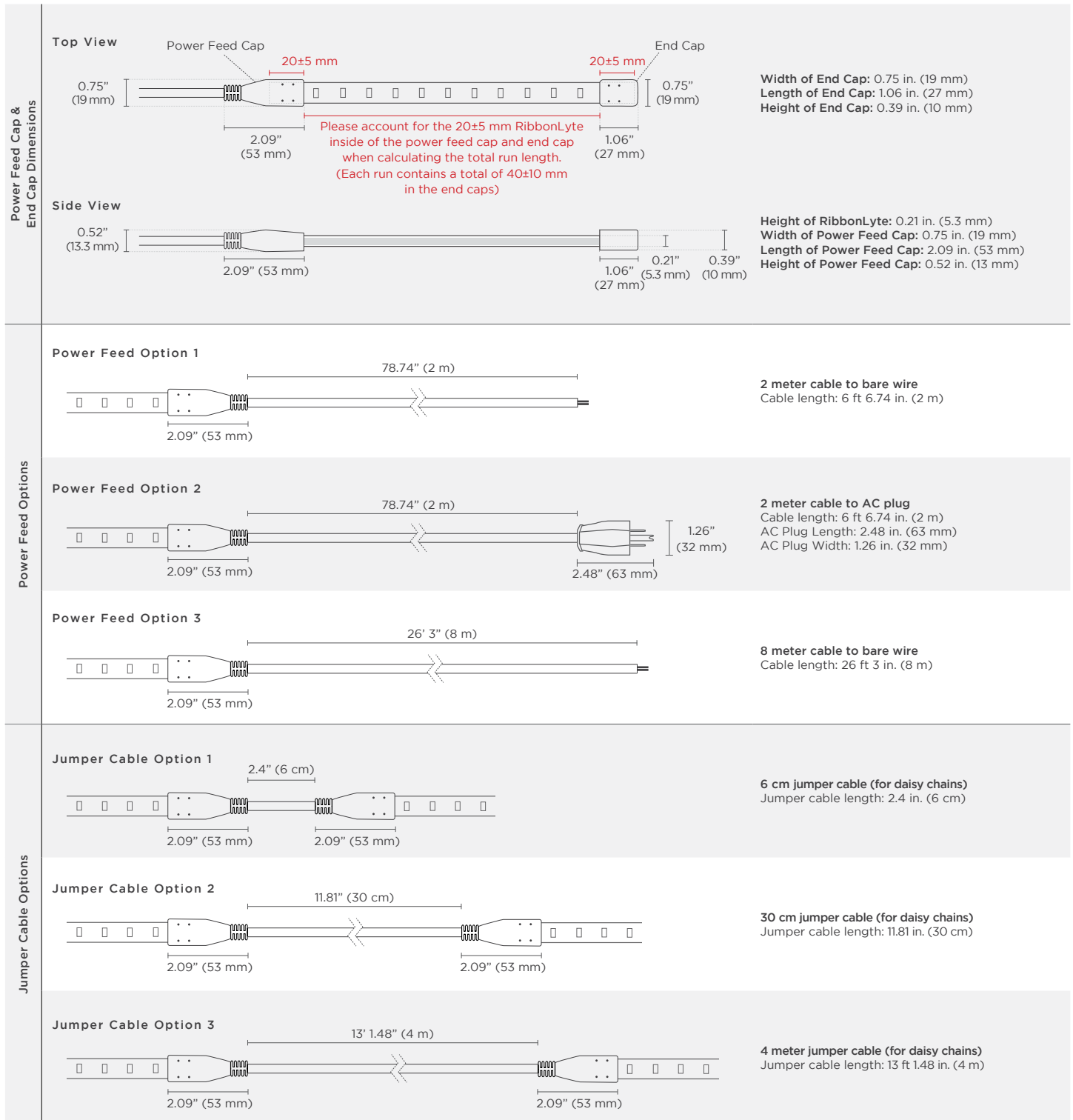
SPECIFICATIONS		STATIC COLOR DIRECT AC RIBBONLYTE		
Operating Voltage		120 VAC		
Power Consumption		2.5 W/ft (8.2 W/m)		
Current (mA)		21 mA/ft (69 mA/m)		
LED Pitch		44 LEDs/ft (144 LEDs/m)		
Protection Rating		IP65		
Dimming		Dimmable		
Ambient Temperature		-4 – 113 °F (-20 – 45 °C)		
LED Beam Angle		120°		
Available Colors	Red	Green	Blue	
Wave Length (nm)	620 -625	512 - 517	465 - 470	
Lumens	20.0 lm/ft (66.0 lm/m)	77.0 lm/ft (253.0 lm/m)	21.0 lm/ft (65.0 lm/m)	
Efficacy (lm/w)	8.0	32.4	8.7	
Cuttable Length		1 ft (304.8 mm) Please account for the 20±5 mm RibbonLyte inside of the power feed cap and end cap when calculating the total run length. (Each run contains a total of 40±10 mm in the end caps) See next page for details.		
Max Run length		164 ft (50 m)		
Cable Length		2 meter cable to bare wire (6 ft 6.74 in.); 2 meter cable to AC plug (6 ft 6.74 in.); 8 meter cable to bare wire (26 ft 3 in.); 6 cm jumper cable (2.4 in.); 30 cm jumper cable (11.81 in.); 4 meter jumper cable (13 ft 1.48 in.)		
Certifications		ETL Listed		
Max Operating Temperature		113 °F (45 °C)		
Lifetime (L70 reported)		> 36,000 hours at 131 °F (55 °C)		
Warranty		1-year warranty		

Dimensions	DIRECT AC RIBBONLYTE	MOUNTING CLIP Part #: RBHIACMNT (includes 2 clips per foot)	MOUNTING CHANNEL Part #: CHDACPSWSC
			
Width	0.62 in. / 16 mm (end cap and cable grip width: 0.75 in. / 20 mm)	0.8 in. / 20.32 mm	0.72 in. / 18.4 mm
Length	164 ft (50 m) max run length. Factory cuttable every 4 in. (101.6 mm)	0.43 in. / 10.92 mm	Max length 4 ft / 1.22 m
Height	0.21 in. (5.3 mm)	0.48 in. / 12.19 mm	0.41 in. / 10.3 mm

Dimensions	ALUMINUM CHANNEL WITH FLAT MILKY LENS Part No.: CHDACSVSM	ALUMINUM CHANNEL WITH SQUARE LENS Part No.: CHDACSVSM
		
	Please account for the exposed end caps in both ends of the channel. (See dimensions on next page)	
Width	0.79 in. / 20.1 mm	0.79 in. / 20.1 mm
Length	Max length 96 in. / 2.44 m	Max length 96 in. / 2.44 m
Height	0.73 in. (18.5 mm)	1.23 in. / 31.2 mm

Acolyte does not warrant or represent that the information is free from errors or omission. The information may change without notice and Acolyte is not in any way liable for the accuracy of any information printed and stored or in any way interpreted or used.

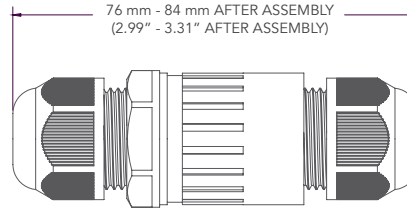
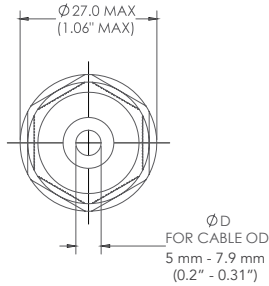
DIAGRAMS



**Direct AC Waterproof Cable Connector**

We provide 2m and 8m power feed solutions. If additional length is needed use the cable coupler  
Part No. : COUPW683WH

Dimensions ( Part Number: COUPW683WH)

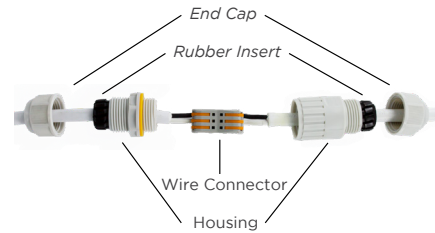


**The Connector**



Length: 2.99" - 3.31" After Assembly)  
Diameter: 1.06" MAX

**Exploded View of the Connector**



**Step 1**



Assemble cable from one end of the connector as the shown above.

**Step 2**



Assemble cable from another end of the connector as the shown above. Make sure the wires go to their corresponding terminals (E.g. wire color matches to each other).

**Step 3**



Tight two housings together and insert the rubber parts at the housing ends.

**Step 4**



Tight two end caps.

**USAGE GUIDELINES:**

- IP65 RibbonLyte are not field cuttable. All custom cuts and connections for these models must be performed at the factory to ensure waterproofing standards are met. Any modification of this on the field or by end user will result in a voided warranty.
- When installing this product take into account the surface temperature of the material this product is mounted to. Many building surfaces exceed the 45 °C / 113 °F maximum that our product is rated for. High-risk locations like this should be avoided. Avoid direct sunlight.
- This product is not intended to be submerged in pools and fountains and do not carry UL676 certification to do so.
- Please refer to our RibbonLyte Proper Use Guide in our *Application Guide* for more information. Available for download at [www.GENLEDBrands.com/Acolyte](http://www.GENLEDBrands.com/Acolyte)
- Compatible with a wide variety of control products including the entire line of Lutron dimming systems.
- For use with Acolyte drivers, 0-10V dimming modules and interface controllers (DMXINF models).
- Use with non-Acolyte supplied Triac, MLV or ELV drivers is not supported or warrantied.
- Due to the nature of the product, RibbonLyte cuttable lengths are generally longer or shorter than the customer requested length. Unless specified, RibbonLyte is factory cut at the shorter cuttable point.
- We reserve the right to make changes to product lineup, specifications, design and finishes at any time without notice.

REV.09APR2026

**GLOBAL HQ**

320 Murray Hill Pkwy  
East Rutherford, NJ 07073  
U.S.  
T: (+1) 212 629 6830  
E: Sales-US@GENLEDBrands.com

**EUROPEAN HQ**

Hogeweyselaan 119  
1382 JK Weesp  
Netherlands  
T: (+31) 346 235 000  
E: SalesEurope@GENLEDBrands.com

**MEINA HQ**

PO Box 371378, #823, Building 4EA  
Dubai Airport Free Zone  
Dubai, UAE  
T: (+971) 4 701 7901  
E: SalesMEINA@genledbrands.com

**ASIA-PACIFIC HQ**

Room 402, Building D  
Shensi Tongchuang Science and Technology Park  
No. 16 Hongyin Road  
Xingqiang Community, Xinhu Street  
Guangming District, Shenzhen, China 518107  
T: (+86) 755 8529 0710  
E: Sales-Pacific@GENLEDBrands.com