

120V STATIC COLOR DIRECT AC RIBBONLYTE

Acolyte's Direct AC RibbonLyte extends up to 164 ft on a single run with no drivers - perfect for long covers and other large spaces.

- Directly input 120 Volts AC
- Max run length: 164 ft (50 m)
- Available in Red, Green, Blue colors
- Factory cuttable every 1 ft (304.8 mm)
- IP65
- Dimmable
- Sold with AC plug or bare wire input (see page 3)
- Mounting clips included (2 mounting clips per linear foot)
- Mounting channel or aluminum channel with lens available



Applications:

Commercial	Hospitality	Residential
Entertainment	Museums	Retail
Healthcare	Public Spaces	



RoHS IP65



ORDERING GUIDE

Category	CRI	Ribbon Type & IP Rating	Wattage + Color
RB	0	AC12065	
RB - RibbonLyte	0 - 0 Static Colors	AC12065 - Direct AC 120V IP65	2.5R - 2.5 Red 2.5G - 2.5 Green 2.5B - 2.5 Blue

Connection Options:

- 2 meter cable to bare wire (6 ft 6.74 in.)
- 2 meter cable to AC plug (6 ft 6.74 in.)
- 8 meter cable to bare wire (26 ft 3 in.)
- 6 cm jumper cable (2.4 in.)
- 30 cm jumper cable (11.81 in.)
- 4 meter jumper cable (13 ft 1.48 in.)

Included Accessories:

Mounting Clip
Part No.: RBHIACMNT (2 clips per linear foot)

Optional Accessories:

Mounting Channel
Part No.: CHDACPSWSC (see page 2 for details)

Aluminum Channel with Flat Milky Lens
Part No.: CHDACSVM (see page 2 for details)

Aluminum Channel with Square Milky Lens
Part No.: CHDACSVM (see page 2 for details)




Waterproof Cable Connector
Part No.: COUPW683WH (see page 4 for instruction)


AVAILABLE COLORS



SPECIFICATIONS / DIMENSIONS / CHANNEL COMPATIBILITY

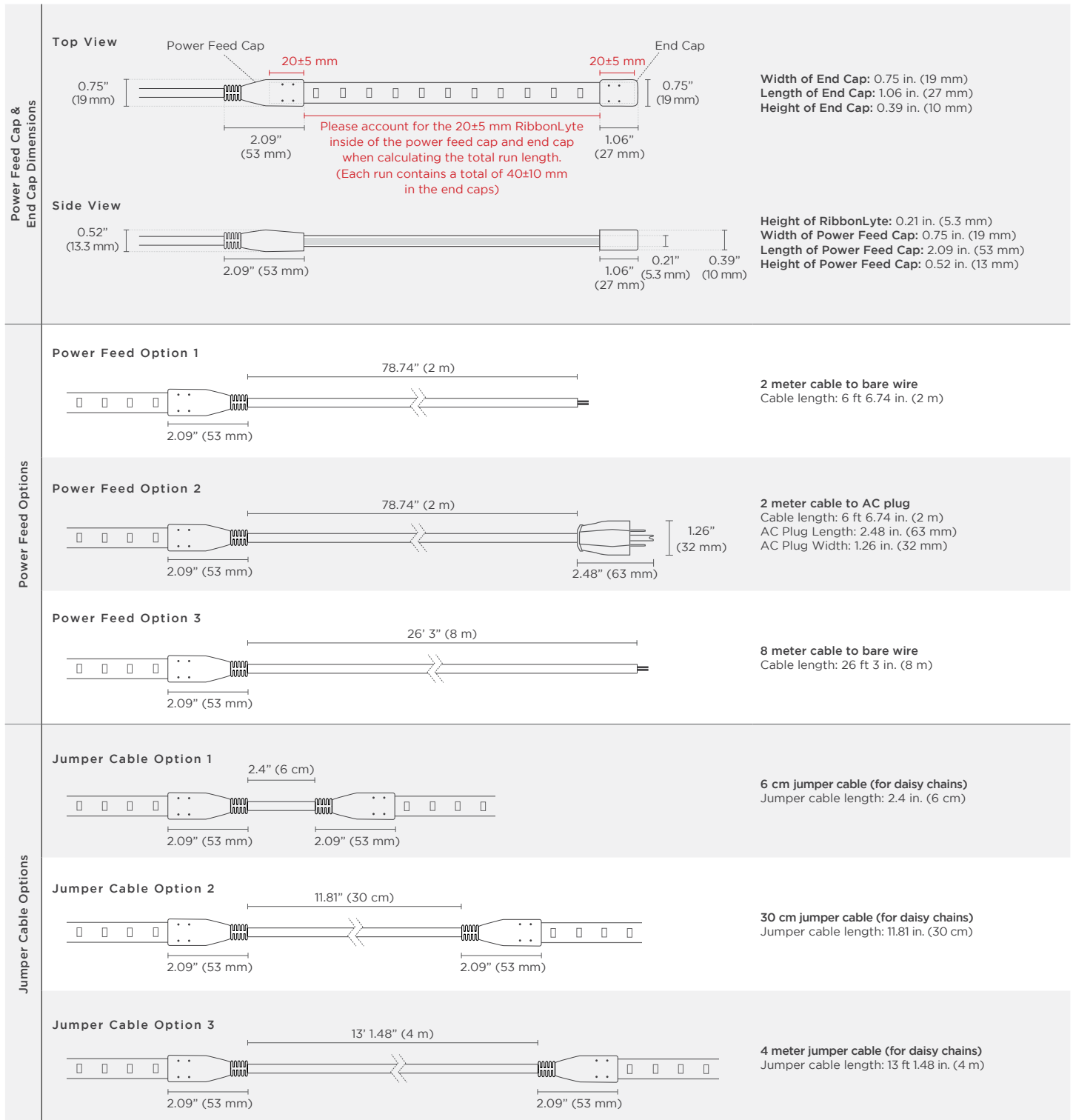
SPECIFICATIONS		STATIC COLOR DIRECT AC RIBBONLYTE		
Operating Voltage	120 VAC			
Power Consumption	2.5 W/ft (8.2 W/m)			
Current (mA)	21 mA/ft (69 mA/m)			
LED Pitch	44 LEDs/ft (144 LEDs/m)			
Protection Rating	IP65			
Dimming	Dimmable			
Ambient Temperature	-4° F - 113° F (-20° C - 45° C)			
LED Beam Angle	120°			
Available Colors	Red	Green	Blue	
Wave Length (nm)	620 - 625	512 - 517	465 - 470	
Lumens	20.0 lm/ft (66.0 lm/m)	77.0 lm/ft (253.0 lm/m)	21.0 lm/ft (65.0 lm/m)	
Efficacy (lm/w)	8.0	32.4	8.7	
Cutttable Length	1 ft (304.8 mm) Please account for the 20±5 mm RibbonLyte inside of the power feed cap and end cap when calculating the total run length. (Each run contains a total of 40±10 mm in the end caps) See next page for details.			
Max Run length	164 ft (50 m)			
Cable Length	2 meter cable to bare wire (6 ft 6.74 in.); 2 meter cable to AC plug (6 ft 6.74 in.); 8 meter cable to bare wire (26 ft 3 in.); 6 cm jumper cable (2.4 in.); 30 cm jumper cable (11.81 in.); 4 meter jumper cable (13 ft 1.48 in.)			
Certifications	ETL Listed			
Max Operating Temperature	113° F (45° C)			
Lamp Life	L70 > 36,000 hours at 131° F (55° C)			

Dimensions	DIRECT AC RIBBONLYTE	MOUNTING CLIP Part #: RBHIACMNT (includes 2 clips per foot)	MOUNTING CHANNEL Part #: CHDACPSWSC
			
Width	0.62 in. / 16 mm (end cap and cable grip width: 0.75 in. / 20 mm)	0.8 in. / 20.32 mm	0.72 in. / 18.4 mm
Length	164 ft (50 m) max run length. Factory cuttable every 4 in. (101.6 mm)	0.43 in. / 10.92 mm	Max length 96 in. / 2.44 m
Height	0.21 in. (5.3 mm)	0.48 in. / 12.19 mm	0.41 in. / 10.3 mm

Dimensions	ALUMINUM CHANNEL WITH FLAT MILKY LENS Part No.: CHDACSVL	ALUMINUM CHANNEL WITH SQUARE LENS Part No.: CHDACSVSM
		
	Please account for the exposed end caps in both ends of the channel. (See dimensions on next page)	
Width	0.79 in. / 20.1 mm	0.79 in. / 20.1 mm
Length	Max length 96 in. / 2.44 m	Max length 96 in. / 2.44 m
Height	0.73 in. (18.5 mm)	1.23 in. / 31.2 mm

Acolyte does not warrant or represent that the information is free from errors or omission. The information may change without notice and Acolyte is not in any way liable for the accuracy of any information printed and stored or in any way interpreted or used.

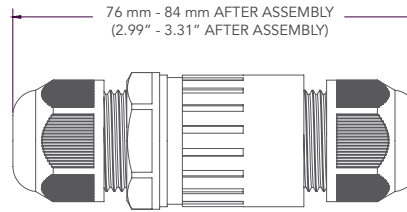
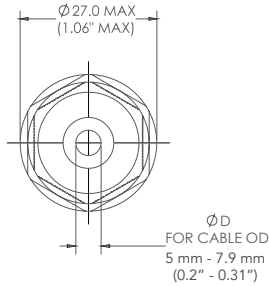
DIAGRAMS



Direct AC Waterproof Cable Connector

We provide 2m and 8m power feed solutions. If additional length is needed use the cable coupler
Part No. : COUPW683WH

Dimensions (Part Number: COUPW683WH)

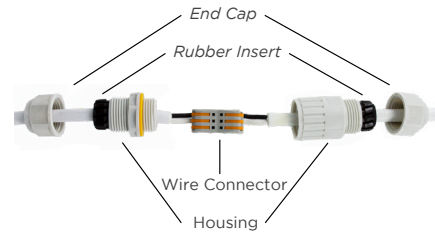


The Connector



Length: 2.99" - 3.31" After Assembly)
Diameter: 1.06" MAX

Exploded View of the Connector



Step 1



Assemble cable from one end of the connector as the shown above.

Step 2



Assemble cable from another end of the connector as the shown above. Make sure the wires go to their corresponding terminals (E.g. wire color matches to each other).

Step 3



Tight two housings together and insert the rubber parts at the housing ends.

Step 4



Tight two end caps.

USAGE GUIDELINES:

- IP65 RibbonLyte are not field cuttable. All custom cuts and connections for these models must be performed at the factory to ensure waterproofing standards are met. Any modification of this on the field or by end user will result in a voided warranty.
- When installing this product take into account the surface temperature of the material this product is mounted to. Many building surfaces exceed the 45° C / 113° F maximum that our product is rated for. High-risk locations like this should be avoided. Avoid direct sunlight.
- This product is not intended to be submerged in pools and fountains and do not carry UL676 certification to do so.
- Please refer to our RibbonLyte Proper Use Guide in our *Application Guide* for more information. Available for download at www.GENLEDBrands.com/Acolyte
- Compatible with a wide variety of control products including the entire line of Lutron dimming systems.
- For use with Acolyte drivers, 0-10V dimming modules and interface controllers (DMXINF models).
- Use with non-Acolyte supplied Triac, MLV or ELV drivers is not supported or warranted.
- Due to the nature of the product, RibbonLyte cuttable lengths are generally longer or shorter than the customer requested length. Unless specified, RibbonLyte is factory cut at the shorter cuttable point.
- We reserve the right to make changes to product lineup, specifications, design and finishes at any time without notice.

REV.11DEC2024

GLOBAL HQ

320 Murray Hill Pkwy
East Rutherford, NJ 07073
U.S.
T: (+1) 212 629 6830
E: Sales-US@GENLEDBrands.com

EUROPEAN HQ

Hogeweyselaan 119
1382 JK Weesp
Netherlands
T: (+31) 346 235 000
E: SalesEurope@GENLEDBrands.com

MEINA HQ

PO Box 371378, #823, Building 4EA
Dubai Airport Free Zone
Dubai, UAE
T: (+971) 4 701 7901
E: SalesMEINA@genledbrands.com

ASIA-PACIFIC HQ

Room 402, Building D
Shenshi Tongchuang Science and Technology Park
No. 16 Hongyin Road
Xingqiang Community, Xinhua Street
Guangming District, Shenzhen, China 518107
Sales: (+86) 139 1836 3905
Office: (+86) 755 8529 0710
E: Sales-Pacific@GENLEDBrands.com