



Date _____ Project _____

Notes _____

120V STATIC COLOR DIRECT AC RIBBONLYTE

Acolyte's Direct AC RibbonLyte extends up to 164 ft on a single run with no drivers - perfect for long coves and other large spaces.

- Directly input 120 Volts AC
- Max run length: 164 ft (50 m)
- Available in Red, Green, Blue colors
- Factory cuttable every 1 ft (304.8 mm)
- IP65
- Dimmable
- Sold with AC plug or bare wire input (see page 3)
- Mounting clips included

Applications:

Commercial	Hospitality	Residential
Entertainment	Museums	Retail
Healthcare	Public Spaces	



RoHS **IP65**

ORDERING GUIDE

Category	CRI	Ribbon Type & IP Rating	Wattage + Color
RB	0	AC12065	
RB - RibbonLyte	0 - 0 Static Colors	AC12065 - Direct AC 120V IP65	2.5R - 2.5 Red 2.5G - 2.5 Green 2.5B - 2.5 Blue

Connection Options:

RBAC2MI - 2 meter cable to bare wire

RBAC2MM6MI - 2 meter cable to male connector + 6 meter cable to bare wire

RBAC2MMI - 2 meter cable to male connector (for daisy-chain use with 2MO output cable)

RBAC15CMI - 15cm cable to male connector (for daisy-chain use with 15CO output cable)

RBAC2MAC - 2 meter cable to AC Plug

RBAC6CJ - 6 cm jumper cable

Included Accessories:

Mounting Clip (1 clip per linear foot)

Optional Accessories:

Waterproof Cable Connector
(Part No.: COUPW683WH) see page 4 for instruction

Diva 0-10V Dimmer (Part No.: RBACDIMDIVA010)

Nova T 0-10V Dimmer (Part No.: LVDIMNOVA)

MAESTRO 3-wire Dimmer (Part No.: RBACDIMMAES)

Diva 3-wire Dimmer (Part No.: RBACDIMDIVA)

NOVAT 3-wire Dimmer (Part No.: RBACDIMNOVAT)

Phase Adaptive power Module (Part No.: RBACPHPM1203W)

0-10V Adapter (Part No.: RBACDIM010ADPT)

AVAILABLE COLORS



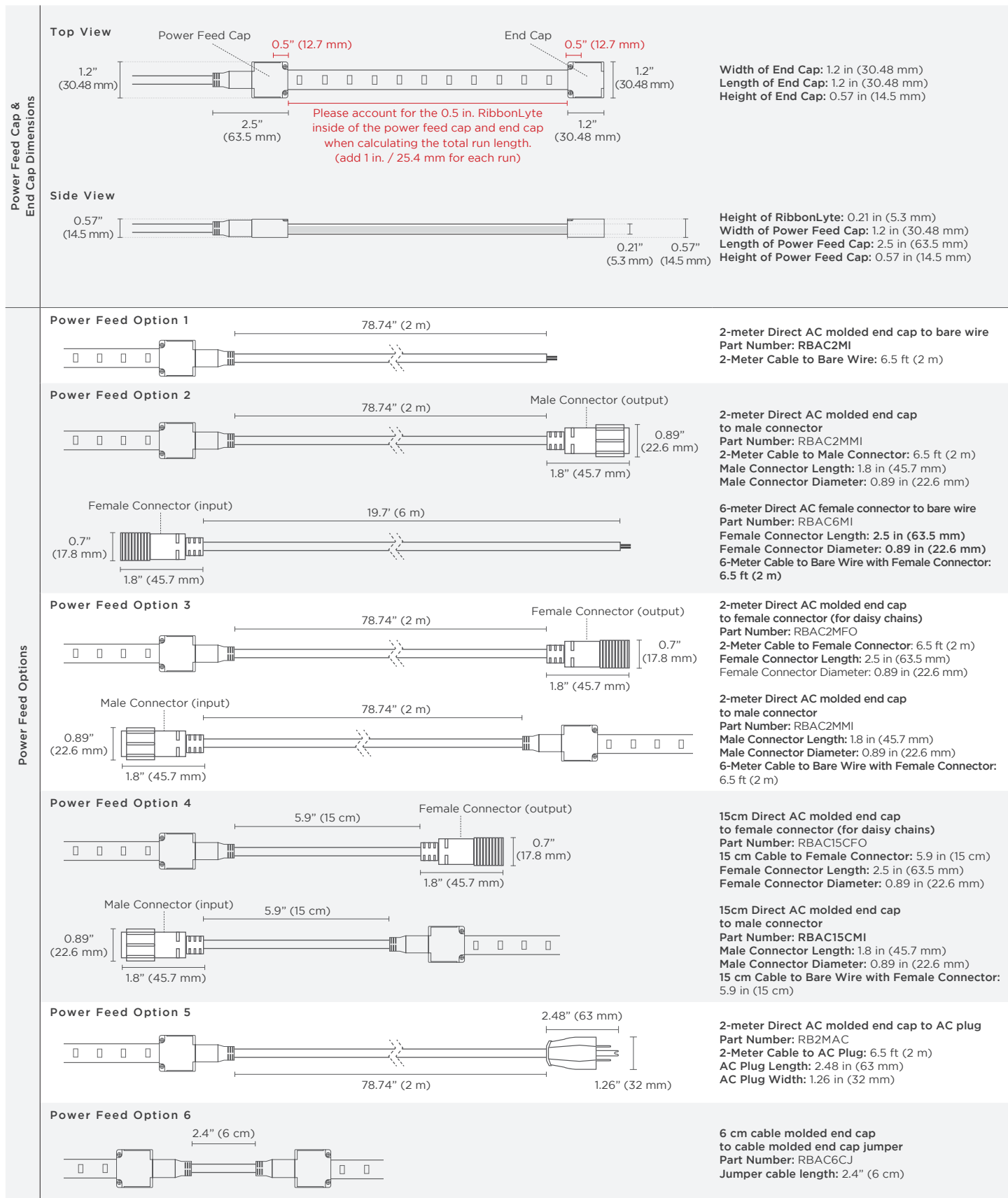


SPECIFICATIONS / DIMENSIONS / CHANNEL COMPATIBILITY

SPECIFICATIONS		STATIC COLOR DIRECT AC RIBBONLYTE		
Operating Voltage	120 VAC			
Power Consumption	2.5 W/ft (8.2 W/m)			
Current (mA)	21 mA/ft (69 mA/m)			
LED Pitch	44 LEDs/ft (144 LEDs/m)			
Protection Rating	IP65			
Dimming	Dimmable with Lutron Phase - Adaptive Power Module PHPM - WBX paired with Lutron 3 - wire or Lutron 2-wire 0-10V dimmer			
Ambient Temperature	-4° F - 113° F (-20° C - 45° C)			
LED Beam Angle	120°			
Available Colors	Red	Green	Blue	
Wave Length (nm)	620 -625	512 - 517	465 - 470	
Lumens	20.0 lm/ft (66.0 lm/m)	77.0 lm/ft (253.0 lm/m)	21.0 lm/ft (65.0 lm/m)	
Efficacy (lm/w)	8.0	32.4	8.7	
Cuttable Length	1 ft (304.8 mm) Please account for the 0.5 in. / 12.7 mm RibbonLyte inside of the power feed cap and end cap when calculating the total run length (add 1 in. / 2.54 mm for each run). See next page for details.			
Max Run length	164 ft (50 m)			
Cable Length	2-Meter Cable to Bare Wire: 6.5 ft (2 m); 2-Meter Cable to Male Connector: 6.5 ft (2 m); 6-Meter Cable to Bare Wire with Female Connector: 6.5 ft (2 m); 2-Meter Cable to Female Connector: 6.5 ft (2 m); 6-Meter Cable to Bare Wire with Female Connector: 6.5 ft (2 m); 15 cm Cable to Female Connector: 5.9 in (15 cm); 15 cm Cable to Bare Wire with Female Connector: 5.9 in (15 cm); 2-Meter Cable to AC Plug: 6.5 ft (2 m) 6 cm cable molded end cap to molded end cap jumper (2.4")			
Certifications	ETL Listed			
Max Operating Temperature	113° F (45° C)			

Dimensions	DIRECT AC RIBBONLYTE	MOUNTING CLIP (including 2 clips per foot)
		
Width	0.62 in / 16 mm (end cap and cable grip width: 0.75 in / 20 mm)	0.8 in / 20.32 mm
Length	164 ft (50 m) - max length. Factory cuttable every 4 in (101.6 mm)	0.43 in / 10.92 mm
Height	0.21 in (5.3 mm)	0.48 in / 12.19 mm

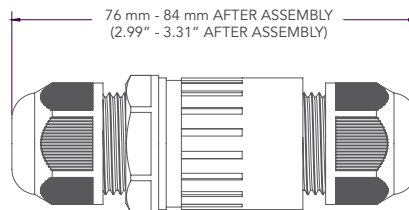
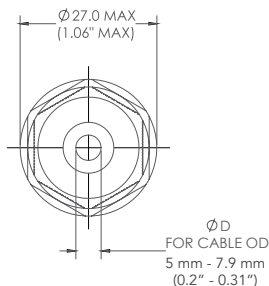
DIAGRAMS



Direct AC Waterproof Cable Connector

We provide 2m and 8m power feed solutions. If additional length is needed use the cable coupler
Part No. : COUPW683WH

Dimensions (Part Number: COUPW683WH)

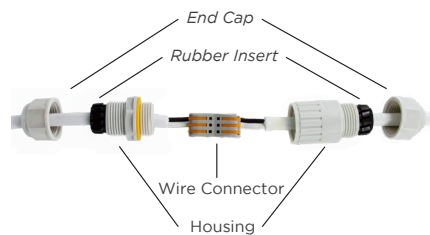


The Connector



Length: 2.99" - 3.31" After Assembly)
Diameter: 1.06" MAX

Exploded View of the Connector



Step 1



Assemble cable from one end of the connector as the shown above.

Step 2



Assemble cable from another end of the connector as the shown above. Make sure the wires go to their corresponding terminals (E.g. wire color matches to each other).

Step 3



Tight two housings together and insert the rubber parts at the housing ends.

Step 4



Tight two end caps.

USAGE GUIDELINES:

- IP65 RibbonLyte are not field cuttable. All custom cuts and connections for these models must be performed at the factory to ensure waterproofing standards are met. Any modification of this on the field or by end user will result in a voided warranty.
- When installing this product take into account the surface temperature of the material this product is mounted to. Many building surfaces exceed the 45° C / 113° F maximum that our product is rated for. High-risk locations like this should be avoided. Avoid direct sunlight.
- This product is not intended to be submerged in pools and fountains and do not carry UL676 certification to do so.
- Please refer to our RibbonLyte Proper Use Guide in our *Application Guide* for more information. Available for download at www.GENLEDBrands.com/Acolyte
- Compatible with a wide variety of control products including the entire line of Lutron dimming systems.
- For use with Acolyte drivers, 0-10V dimming modules and interface controllers (DMXINF models).
- Use with non-Acolyte supplied Triac, MLV or ELV drivers is not supported or warranted.
- Due to the nature of the product, RibbonLyte cuttable lengths are generally longer or shorter than the customer requested length. Unless specified, RibbonLyte is factory cut at the shorter cuttable point.
- We reserve the right to make changes to product lineup, specifications, design and finishes at any time without notice.

AVAILABLE CONTROLLERS

LUTRON DIVA 3-WIRE DIMMER



Part No.: RBACDIMDIVA

Width: 2.94 in (75 mm)
Length: 4.69 in (120 mm)
Depth: 0.30 in (7.6 mm)

- Use with Lutron Phase - Adaptive Power Module
- Large paddle switch with a captive linear-slide dimmer
- Available in white finish

* Requires Lutron Adaptive Power Module
(Shown Below)

LUTRON NOVA-T 3-WIRE DIMMER



Part No.: TRIDIMNOVA

Width: 2.75 in (70 mm)
Length: 4.56 in (116 mm)
Depth: 0.30 in (7.6 mm)

- Slide adjusts brightness and On/Off control
- Available in White finish

* Requires Lutron Adaptive Power Module
(Shown Below)

LUTRON MAESTRO 3-WIRE DIMMER



Part No.: RBACDMIMMAES

Width: 2.94 in (75 mm)
Length: 4.69 in (120 mm)
Depth: 0.30 in (7.6 mm)

- Use with Lutron Phase Adaptive Power Module
- Large Paddle switch with a captive linear- slide dimmer
- Available in white finish

* Requires Lutron Adaptive Power Module
(Shown Below)

LUTRON DIVA 0-10V DIMMER



Part No.: RBACDIMDIVA010

Width: 2.94 in (75 mm)
Length: 4.69 in (120 mm)
Depth: 0.30 in (7.6 mm)

- Compatible with 0-10 V Dimming Module
- Large paddle switch with a captive linear-slide dimmer
- Available in White finish

* Requires Lutron Adaptive Power Module and
0-10V Adapter (Both Shown Below)

LUTRON NOVA-T 0-10V DIMMER



Part No.: LVDIMNOVA

Width: 2.75 in (70 mm)
Length: 4.56 in (116 mm)
Depth: 0.30 in (7.6 mm)

- Compatible with 0-10 V dimming module
- Slide adjusts brightness and on/off control
- Available in white finish

* Requires Lutron Adaptive Power Module and
0-10V Adapter (Both Shown Below)

LUTRON ADAPTIVE POWER MODULE



Part No.: RBACPHPM1203W

Width: 6.30 in (160 mm)
Length: 5.10 in (130 mm)
Depth: 2.60 in (62 mm)

- Use for 3-wire fluorescent dimmers
- Load current capacity up to 16A
- Available in White finish

0-10V ADAPTER



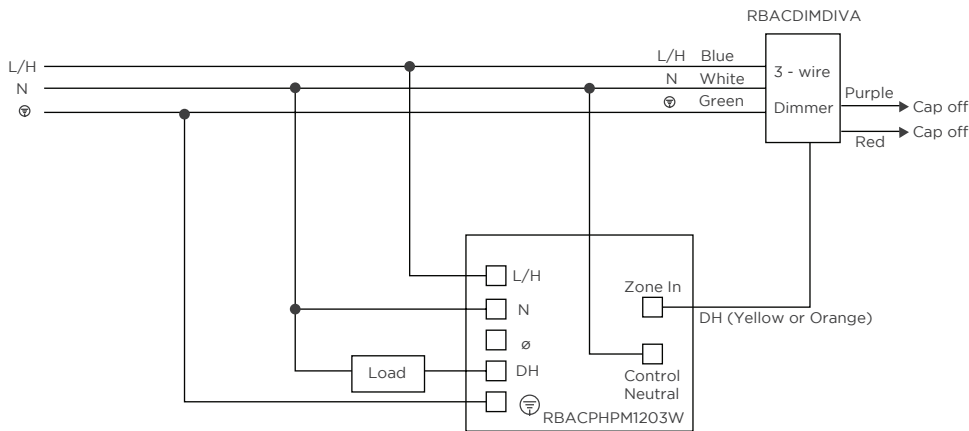
Part No.: RBACDIM010ADPT

Width: 9.51 in (241 mm)
Length: 2.38 in (60 mm)
Height: 1.50 in (38 mm)

- Capable of interfacing 0-10 V controllers to Lutron 3-wire dimmable ballasts, drivers, or interfaces
- Controls up to 16 A of Lutron 3-wire dimmable ballasts, drivers, or interfaces

DIMMING SYSTEM WIRING DIAGRAM

ADAPTIVE POWER MODULE (RBACPHPM1203W) WITH 3-WIRE DIVA DIMMER (RBACDIMDIVA)



LEGEND

L/H - Line/Hot

N - Neutral

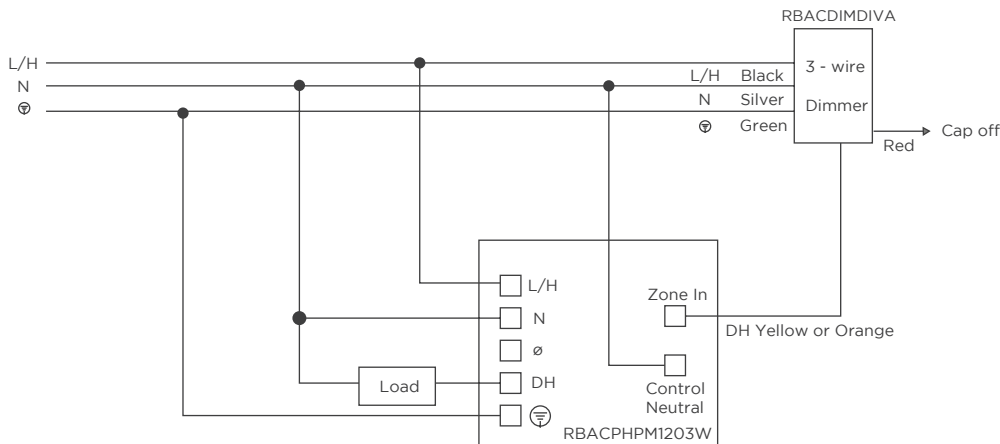
Ø - Not Used

DH - Dimmed Hot

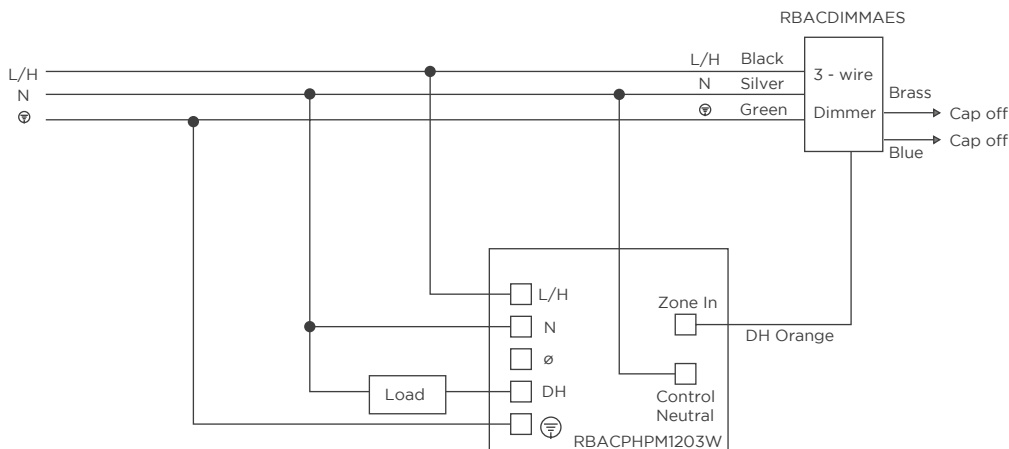
SH - Switched Hot

⊕ - Ground

ADAPTIVE POWER MODULE (RBACPHPM1203W) WITH 3-WIRE NOVA T DIMMER (RBACDIMNOVAT)



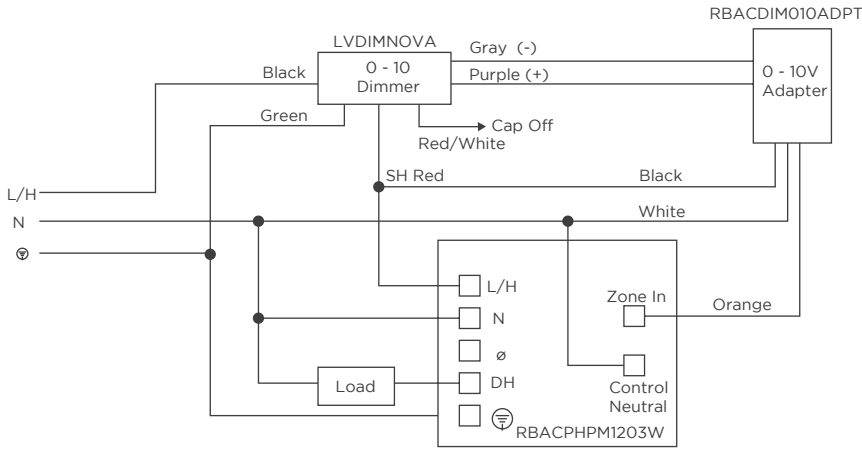
ADAPTIVE POWER MODULE (RBACPHPM1203W) WITH 3-WIRE MAESTRO DIMMER (RBACDIMMAES)



• Please reference Page 6 for more controller details.

DIMMING SYSTEM WIRING DIAGRAM

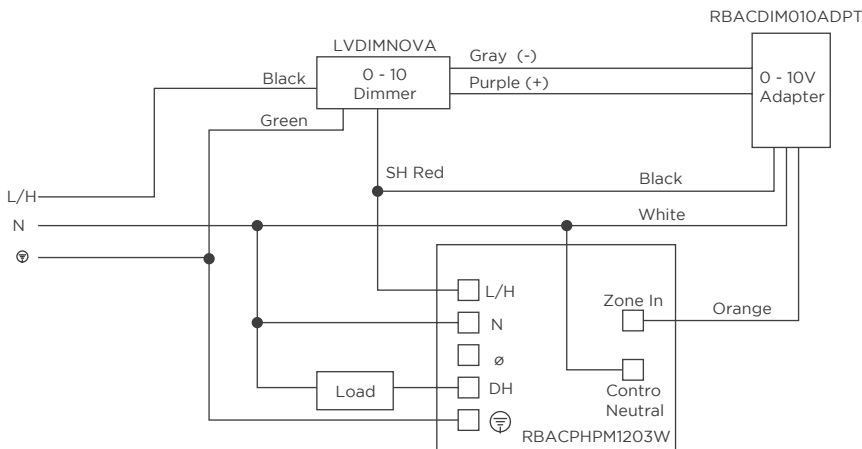
ADAPTIVE POWER MODULE (RBACPHPM1203W) CONTROL FROM 0-10 DIMMER (RBACDIMDIVA010) THROUGH A 0-10V ADAPTER (RBACDIM010ADPT)



LEGEND

L/H - Line/Hot
N - Neutral
Ø - Not Used
DH - Dimmed Hot
SH - Switched Hot
⊕ - Ground

ADAPTIVE POWER MODULE (RBACPHPM1203W) CONTROL FROM 0-10V DIMMER (LVDIMNOVA) THROUGH A 0-10V ADAPTER (RBACDIM010ADPT)



• Please reference Page 6 for more controller details.