



Date \_\_\_\_\_ Project \_\_\_\_\_

Notes \_\_\_\_\_

**120 V STATIC WHITE DIRECT AC RIBBONLYTE**

Acolyte Static White Direct AC RibbonLyte extends up to 164 ft on a single run with no drivers - perfect for long coves and other large spaces. It is factory cuttable every 4 inches, compared to many competitors which are only cuttable every 1.5 feet.

- Directly input 120 Volts AC
- Max run length: 164 ft (50 m)
- 2400K, 2700K, 3000K, 3500K, 4000K, 5000K and 6000K. Other color temperatures may be available. Consult factory.
- Factory cuttable every 4" (101.6 mm)
- 90+ CRI
- IP65
- Dimmable
- Sold with AC plug or bare wire input (see page 3)
- Mounting clips included (2 mounting clips per linear foot)
- Mounting channel or aluminum channel with lens available



**Applications:**

- |               |               |             |
|---------------|---------------|-------------|
| Commercial    | Hospitality   | Residential |
| Entertainment | Museums       | Retail      |
| Healthcare    | Public Spaces |             |



**ORDERING GUIDE**

Category	CRI	Ribbon Type & IP Rating	Wattage + Color	
RB	90	AC12065		
RB - RibbonLyte	90 - 90+ CRI Static White	AC12065 - Direct AC 120V IP65	4.024 - 4.0 2400K	4.040 - 4.0 4000K
			4.027 - 4.0 2700K	4.050 - 4.0 5000K
			4.030 - 4.0 3000K	4.060 - 4.0 6000K
			4.035 - 4.0 3500K	

**Connection Options:**

- 2 meter cable to bare wire (6 ft 6.74 in.)
- 2 meter cable to AC plug (6 ft 6.74 in.)
- 8 meter cable to bare wire (26 ft 3 in.)
- 6 cm jumper cable (2.4 in.)
- 30 cm jumper cable (11.81 in.)
- 4 meter jumper cable (13 ft 1.48 in.)


**Included Accessories:**

- Mounting Clip (2 clips per linear foot)

**Optional Accessories:**

- Mounting Channel**  
(Part No.: CHDACPSWSC) See page 2 for details
- Aluminum Channel with Flat Milky Lens**  
(Part No.: CHDACSVM) See page 2 for details
- Aluminum Channel with Square Milky Lens**  
(Part No.: CHDACSVM) See page 2 for details
- Waterproof Cable Connector**  
(Part No.: COUPW683WH) See page 4 for instruction
- Direct AC Plug**  
(Part No.: ACPLUG3WIRE15A)


**AVAILABLE COLOR TEMPERATURES**



SPECIFICATIONS / DIMENSIONS / CHANNEL COMPATIBILITY

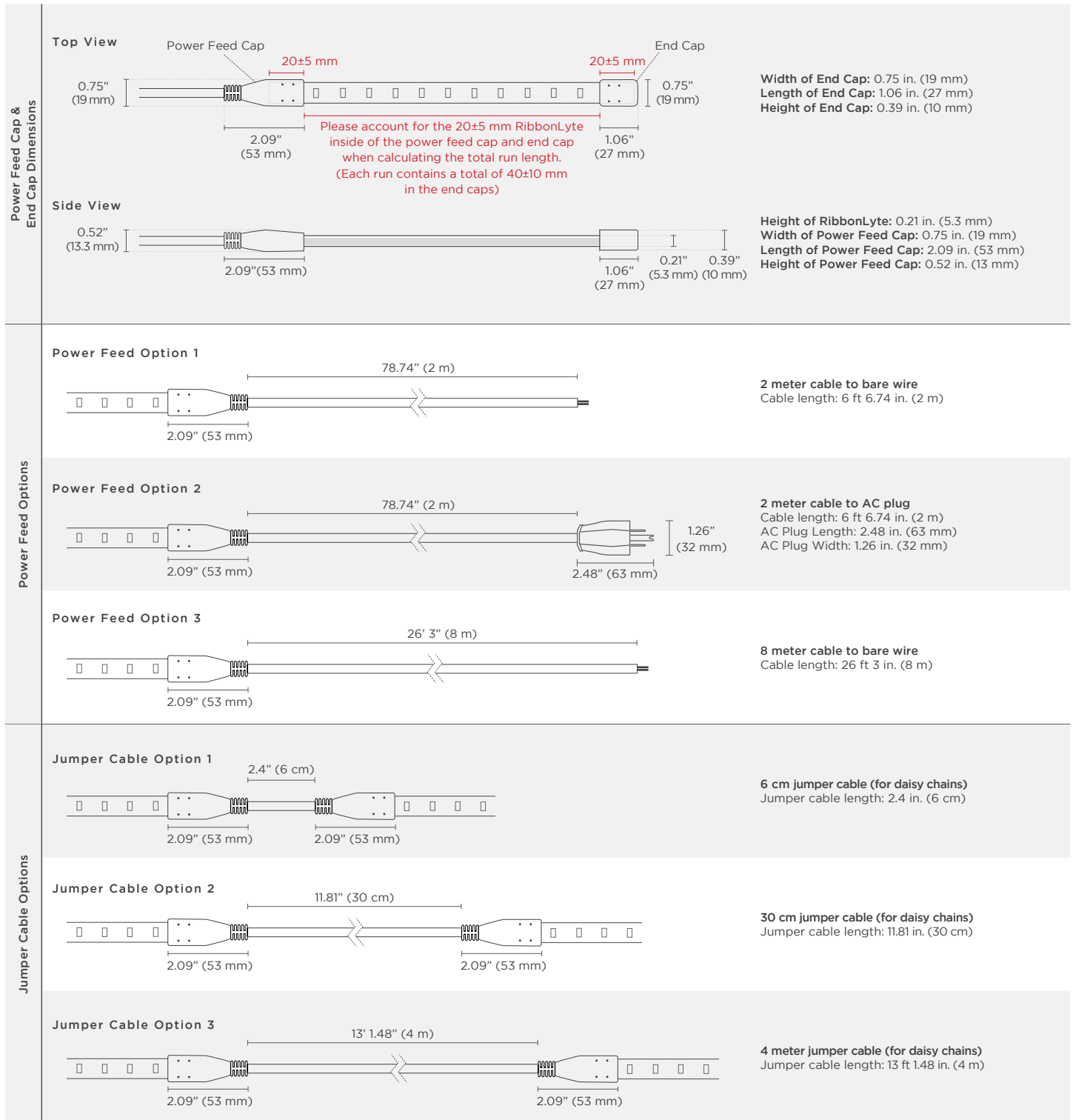
SPECIFICATIONS		120 V STATIC WHITE DIRECT AC RIBBONLYTE						
Operating Voltage	120 VAC							
Power Consumption	4 W/ft (13.1 W/m)							
Current (mA) - 24V	33 mA/ft (108.2 mA/m)							
LED Pitch	18 LEDs/ft (60 LEDs/m)							
Protection Rating	IP65							
Dimming	Dimmable							
Ambient Temperature	-4° F - 113° F (-20° C - 45° C)							
Color Temperatures	2400K	2700K	3000K	3500K	4000K	5000K	6000K	
Lumens	265.1 lm/ft (869.8 lm/m)	274.5 lm/ft (900.5 lm/m)	291.4 lm/ft (956.0 lm/m)	311.1 lm/ft (1020.8 lm/m)	308.4 lm/ft (1012.0 lm/m)	307.1 lm/ft (1007.7 lm/m)	314.2 lm/ft (1031.0 lm/m)	
MacAdam's Ellipses (SDCM)	2-Step Binning							
LED Beam Angle	120°							
Cutttable Length	Every 4 in. (101.6 mm) Please account for the 20±5 mm RibbonLyte inside of the power feed cap and end cap when calculating the total run length. (Each run contains a total of 40±10 mm in the end caps) See next page for details.							
CRI - All Color Temp	90+ CRI							
Lumens/Watt	65.2 lm/W	67.6 lm/W	71.2 lm/W	76.6 lm/W	75.6 lm/W	75.2 lm/W	76.2 lm/W	
Cable Length	2 meter cable to bare wire (6 ft 6.74 in.); 2 meter cable to AC plug (6 ft 6.74 in.); 8 meter cable to bare wire (26 ft 3 in.); 6 cm jumper cable (2.4 in.); 30 cm jumper cable (11.81 in.); 4 meter jumper cable (13 ft 1.48 in.)							
Certifications	ETL Listed							
Max Operating Temperature	113° F (45° C)							
Lamp Life	L70 > 36,000 hours at 131° F (55° C)							

Dimensions	DIRECT AC RIBBONLYTE	MOUNTING CLIP (includes 2 clips per foot)	MOUNTING CHANNEL Part #: CHDACPSWSC
			
Width	0.62 in. / 16 mm (end cap and cable grip width: 0.75 in. / 20 mm)	0.8 in. / 20.32 mm	0.72 in. / 18.4 mm
Length	164 ft (50 m) max run length. Factory cuttable every 4 in. (101.6 mm)	0.43 in. / 10.92 mm	Max length 96 in. / 2.44 m
Height	0.21 in. (5.3 mm)	0.48 in. / 12.19 mm	0.41 in. / 10.3 mm

Dimensions	ALUMINUM CHANNEL WITH FLAT MILKY LENS (Part No.: CHDACSVSM)	ALUMINUM CHANNEL WITH SQUARE LENS (Part No.: CHDACSVSM)
	Aluminum Channel with Flat Milky Lens 	
	Aluminum Channel with Square Milky Lens 	
	Please account for the exposed end caps in both ends of the channel. (See dimensions on next page)	
Width	0.79 in. / 20.1 mm	0.79 in. / 20.1 mm
Length	Max length 96 in. / 2.44 m	Max length 96 in. / 2.44 m
Height	0.73 in. (18.5 mm)	1.23 in. / 31.2 mm

Acolyte does not warrant or represent that the information is free from errors or omission. The information may change without notice and Acolyte is not in any way liable for the accuracy of any information printed and stored or in any way interpreted or used.

DIAGRAMS

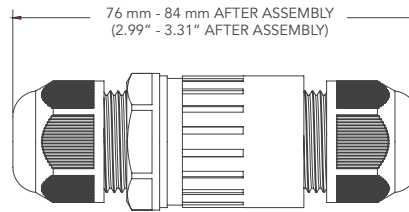
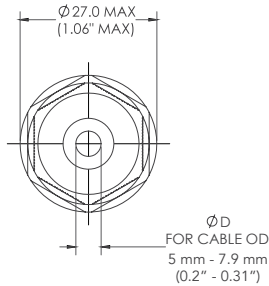


**SPECIFICATIONS**

We provide 2m and 8m power feed solutions. If additional length is needed, use the cable coupler.

Part No. : COUPW683WH

Dimensions ( Part Number: COUPW683WH)

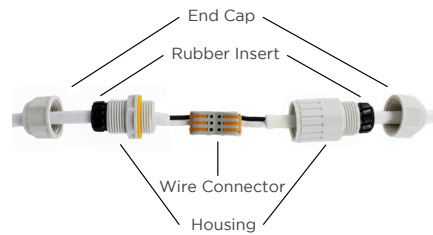


**The Connector**



Length: 2.99" - 3.31" After Assembly)  
Diameter: 1.06" MAX

**Exploded View of the Connector**



**Step 1**



Assemble cable from one end of the connector as shown above.

**Step 2**



Assemble cable from other end of the connector as shown above. Make sure the wires go to their corresponding terminals (e.g. wire color matches to each other).

**Step 3**



Tighten two housings together and insert the rubber parts at the housing ends.

**Step 4**



Tighten two end caps.

**USAGE GUIDELINES:**

- IP65 RibbonLyte are not field cuttable. All custom cuts and connections for these models must be performed at the factory to ensure waterproofing standards are met. Any modification of this on the field or by end user will result in a voided warranty.
- When installing this product take into account the surface temperature of the material this product is mounted to. Many building surfaces exceed the 45° C / 113° F maximum that our product is rated for. High-risk locations like this should be avoided. Avoid direct sunlight.
- This product is not intended to be submerged in pools and fountains and do not carry UL676 certification to do so.
- Please refer to our RibbonLyte Proper Use Guide in our *Application Guide* for more information. Available for download at [www.GENLEDBrands.com/Acolyte](http://www.GENLEDBrands.com/Acolyte)
- Compatible with a wide variety of control products including the entire line of Lutron dimming systems.
- For use with Acolyte drivers, 0-10V dimming modules and interface controllers (DMXINF models).
- Use with non-Acolyte supplied Triac, MLV or ELV drivers is not supported or warranted.
- Due to the nature of the product, RibbonLyte cuttable lengths are generally longer or shorter than the customer requested length. Unless specified, RibbonLyte is factory cut at the shorter cuttable point.
- We reserve the right to make changes to product lineup, specifications, design and finishes at any time without notice.