

### RGB MATRIX 3.0 RIBBONLYTE

Acolyte's Color Changing RGB Matrix 3.0 RibbonLyte bends and conforms to curves! It uses a circuit board that bends and flexes in any direction and the 3-in-1 RGB LEDs can be programmed to mix, in order to create up to 16 million colors. Because it bends up to 90 degrees, it is the perfect choice for rounded coves, sharp angles, or any intricate lighting application.





- Ideal for curves, sharp angles, circular coves, & complex shapes
- Flexible
- RGB 3-in-1 LEDs
- 3.0 W/ft (9.8 W/m)
- 24 Volt input

#### Applications:

- |               |               |             |
|---------------|---------------|-------------|
| Commercial    | Hospitality   | Residential |
| Entertainment | Museums       | Retail      |
| Healthcare    | Public Spaces |             |



**RoHS IP20**



### ORDERING GUIDE

Category	CRI	Ribbon Type & IP Rating	Wattage + Color
RB	0	RGBM20	3.0RGB
RB - RIBBONLYTE	0 - Color Changing	RGBM20 - RGB Matrix IP20	3.0RGB - 3.0 RGB

### CONNECTION OPTIONS

#### 1. End Feed Bare Wire Connection (Default Option)



#### 2. IP67 Connector Input



#### 3. Soldered Daisy Chain



#### 4. Daisy Chain with IP67 Connectors



#### 5. Bare Wire on Both Ends



#### Standard cable length if not specified:

1. 12 in. cable with bare wire (custom length up to 20 feet)
2. Standard 12 in. cable with IP67 connectors (custom length up to 10 feet)
3. Daisy chain with 3 in. cable between runs (custom length up to 36 in.)
4. 3 in. cable between IP67 connector and RibbonLyte (custom length up to 18 in.)
5. Standard 12 in. cable with bare wire (custom length up to 10 feet)

Note: IP67 connectors are used for both IP20 and IP65/IP68 RibbonLyte

### AVAILABLE COLORS



RGB

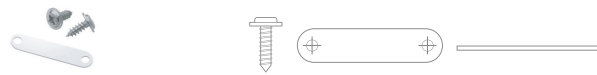


SPECIFICATIONS / DIAGRAM / USAGE GUIDELINES

RGB MATRIX 3.0	
Operating Voltage	24 V
Power Consumption	3.0 W/ft (9.8 W/m)
Current (mA) - 24V	125 mA/ft (410 mA/m)
LED Pitch	15 LEDs/ft (50 LEDs/m)
Protection Rating IP20	✓
Dimming	DMX / Lutron A-Series 1% dimming LED drivers
Operating Temperature	-40 F to 158 F (-40 C to 70 C)
Colors	Red, Green, Blue 3-in-1 LED
Lumens	110 lm/ft (360 lm/m)
LED Beam Angle	120°
Lamp Life	50,000 hrs
Cutable Length	4.84" (123 mm)
Lumens/Watt	37 lm/W
Cable Length	12 in (30.5 cm)
Certifications	UL 2108 Issued: 2016/06/17 Ed: 1 Rev: 2021/10/16 Low Voltage Lighting Systems. CSA C22.2 No. 250.0, General Requirements for Luminaires. ROHS compliant UL 2108.

24V DIMENSIONS	Top View	Side View	Dimensions
IP20	 CUTTABLE EVERY: 4.84 in (123 mm)		Width 0.47 in (12 mm) Max Length* 39 ft 5 in Height 0.09 in (2.3 mm)

FLAT SILICONE MOUNTING PAD



Part Number	RBMNTSIL
Screw Head Diameter	0.27 in (6.9 mm)
Screw Head Height	0.36 in (9.2 mm)
Clip Length	1.07 in (27.2 mm)
Clip Width	0.24 in (6.1 mm)
Screw Hole Diameter	0.09 in (2.5 mm)
Screw Hole Distance (center-to-center)	0.88 in (22.6 mm)

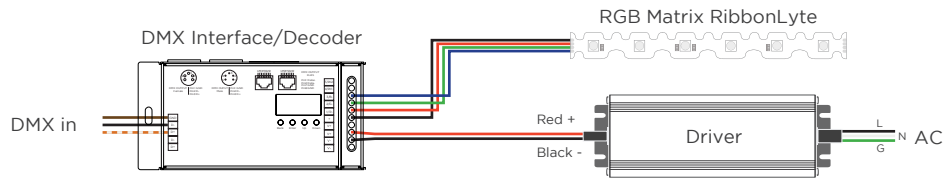
USAGE GUIDELINES:

- When installing this product take into account the surface temperature of the material this product is mounted to. Many building surfaces which are exposed to direct sunlight exceed the 70° C / 158° F maximum that our product is rated for. High risk locations like this should be avoided.
- Please refer to our RibbonLyte Proper Use Guide in our *Application Guide* for more information. Available for download at [www.GENLEDBrands.com/Acolyte](http://www.GENLEDBrands.com/Acolyte)
- Compatible with a wide variety of control products including the entire line of Lutron dimming systems.
- For use with Acolyte drivers, 0-10V dimming modules and interface controllers (DMXINF models).
- Use with non-Acolyte supplied drivers is not supported or warrantied.
- Due to the nature of the product, RibbonLyte cuttable lengths are generally longer or shorter than the customer requested length. Unless specified, RibbonLyte is factory cut at the shorter cuttable point.
- We reserve the right to make changes to product lineup, specifications, design and finishes at any time without notice.

Acolyte does not warrant or represent that the information is free from errors or omission. The information may change without notice and Acolyte is not in any way liable for the accuracy of any information printed and stored or in any way interpreted or used.

WIRING DIAGRAMS

DMX



WIRE COLORS PER RIBBONLYTE COLOR

- RGB**  
 Black Wire (+) Positive  
 Red Wire (-) goes to Red Channel  
 Green Wire (-) goes to Green Channel  
 Blue Wire (-) goes to Blue Channel