

STATIC COLOR SERIES 2 RIBBONLYTE 0.75

Illuminate in color. Our 0.75 Static Color Series 2 RibbonLyte offers 4 different hues. Backlight your space with brilliant blue, or warm it up with an amber glow. This version of RibbonLyte maintains your chosen color 100% of the time. For color changing RibbonLyte, please see our RGBW/A RibbonLyte spec sheet.

- Create a custom fixture with our channels
- 4 colors: Red, Amber, Green, and Blue
- Closet rated (standalone or surface channels)



Applications:

Commercial	Hospitality	Residential
Entertainment	Museums	Retail
Healthcare	Public Spaces	



RoHS

IP20

IP65

IP68



ORDERING GUIDE

Category	CRI	Ribbon Type & IP Rating	Wattage & Color	
RB	0			
RB - RIBBONLYTE	0 - Static Colors	SCS220 - Static Color Series 2 IP20	0.75R - 0.75 W/ft Red	0.75B - 0.75 W/ft Blue
		SCS265 - Static Color Series 2 IP65	0.75G - 0.75 W/ft Green	0.75A - 0.75 W/ft Amber
		SCS268 - Static Color Series 2 IP68		

CONNECTION OPTIONS

1. End Feed Bare Wire Connection (Default Option)



2. IP67 Connector Input



3. Soldered Daisy Chain



4. Daisy Chain with IP67 Connectors



5. Bare Wire on Both Ends



Standard cable length if not specified:

1. 12 in. cable with bare wire (custom length up to 20 feet)
2. Standard 12 in. cable with IP67 connectors (custom length up to 10 feet)
3. Daisy chain with 3 in. cable between runs (custom length up to 36 in.)
4. 3 in. cable between IP67 connector and RibbonLyte (custom length up to 18 in.)
5. Standard 12 in. cable with bare wire (custom length up to 10 feet)

Note: IP67 connectors are used for both IP20 and IP65/IP68 RibbonLyte







AVAILABLE COLORS






Red Amber Green Blue

SPECIFICATIONS / DIAGRAM / USAGE GUIDELINES

STATIC COLOR SERIES 2 RIBBONLYTE 0.75				
Operating Voltage	24 V			
Power Consumption	0.75 W/ft (2.46 W/m)			
Current (mA) - 24V	63 mA/ft (207 mA/m)			
LED Pitch	49 LEDs/ft (160 LEDs/m)			
Protection Rating	IP20, IP65, IP68			
Dimming/Control	ELV / MLV / 0-10 Volt / DMX / Lutron A-Series 1% dimming LED drivers / DALI			
Operating Temperature	-40° F to 158° F (-40° C to 70° C)			
Colors	Red	Amber	Green	Blue
Lumens	31 lm/ft (102 lm/m)	26 lm/ft (85 lm/m)	131 lm/ft (430 lm/m)	14 lm/ft (46 lm/m)
LED Beam Angle	120°			
Lamp Life	50,000 Hrs			
Cutable Length	1.97 in (50 mm)			
Constant Voltage	✓			
Lumens/Watt	41 lm/W	34 lm/W	175 lm/W	19 lm/W
Certifications	UL 2108 Issued: 2016/06/17 Ed: 1 Rev: 2021/10/16 Low Voltage Lighting Systems. CSA C22.2 No. 250.0, General Requirements for Luminaires. ROHS compliant UL 2108. Suitable for use in closets, compliant with NFPA® 70, NEC® Section 410.16 (A)(3) and 410.16 (C)(5).			
Warranty	IP20: 6 years, IP65/68: 3 years			

24V DIMENSIONS	Top View	Side View	Dimensions
IP20	 CUTTABLE EVERY: 1.97 in (50 mm)		Width 0.31 in (7.87 mm) Max Length* 49 ft (15 m) Height 0.06 in (1.45 mm)
IP65	 CUTTABLE EVERY: 1.97 in (50 mm)		Width 0.31 in (7.87 mm) Max Length* 32 ft 8 in (10 m) Height 0.1 in (2.5 mm)
IP68	 CUTTABLE EVERY: 1.97 in (50 mm)		Width 0.44 in (11.18 mm) Max Length* 32.8 ft (10 m) Height 0.18 in (4.5 mm)

OPTIONAL ACCESSORY

0.5 in. VHB Tape	Flat Mounting Clip	Silicone Clip
 <p>Provides superior holding power in surface mounted applications Part Number: VHBTAPE0.5BK</p>	 <p>For mounting IP20/IP65 RibbonLyte Part Number: RBMNTSIL</p>	 <p>For mounting IP68 RibbonLyte Part Number: RBMNTSILW</p>





































Note: RibbonLyte comes with an adhesive backing, but Acolyte recommends using VHB Tape for extra support in surface mounted applications.

USAGE GUIDELINES

- IP65 and IP68 RibbonLyte cannot be cut in the field. All custom cuts and connections for these models must be performed at the factory to ensure waterproofing standards are met. Any modification of the waterproofing will result in a void warranty.
- When installing this product, consider the surface temperature of the material where it will be mounted. Many building surfaces which are exposed to direct sunlight exceed the 70° C / 158° F maximum for which our product is rated. High-risk locations like this should be avoided.
- IP20 RibbonLyte products are for indoor use in dry areas. IP65 RibbonLyte products can be used in indoor dry/damp locations such as bathrooms and kitchens. IP68 RibbonLyte products can be used in wet, outdoor locations around pools and spa tubs, but our products are not intended to be submerged in pools and fountains and do not carry UL676 certification to do so.
- Please refer to the RibbonLyte Proper Usage Guide in our Application Guide for more information. Available for download at AcolyteLED.com.
- This product is compatible with a wide variety of control products including the entire line of Lutron dimming systems.
- For use with Acolyte drivers, 0-10V dimming modules and interface controllers (DMXINF models).
- Use with non-Acolyte supplied drivers is not supported or warrantied.
- Due to the nature of RibbonLyte products, cuttable lengths are generally longer or shorter than the customer requested length. Unless specified, RibbonLyte is factory cut at the shorter cuttable point.
- We reserve the right to make changes to product lineup, specifications, design and finishes at any time without notice.

Acolyte does not warrant or represent that the information is free from errors or omission. The information may change without notice and Acolyte is not in any way liable for the accuracy of any information printed and stored or in any way interpreted or used.

CHANNEL COMPATIBILITY / CHANNEL OPTIONS

CHANNEL	IP20 IP65	IP68	SURFACE MOUNTED CHANNELS							
			LENS OPTIONS: C - Clear F - Frosted K - Black M - Milky NP - Narrow Prismatic WP - Wide Prismatic RM - Round Milky SM - Square Milky							
AC1	✓	✓								
AC2	✓	✓								
AC3	✓	✓								
AC4	✓	✓								
AC5	✓	✓								
AR1	✓		AC1 C, F, M	AC2 C, F, M	AC3 C, F, M	AC4 C, F, M	AC5 C, F, M	AS1 C, F, M	AS2 C, F, M	AS3 C, F, M
AR3	✓	✓								
AR8	✓									
AR10	✓									
AR16	✓	✓	AS6 C, F, M	AS10 C, M	AS12 RM	AS13 RM, SM	AS16 C, K, M	AS20G G	AS23 C, K, M, SM	AS30 M, RM, SM
AR20	✓	✓								
AR25	✓	✓								
AR30	✓	✓								
AR33										
AS1	✓		AT4 C, F, M	AT5 C, F, M	AW10 C, K, M	AW12 C, K, M, RM	AW14 C, K, M	B1 C, F, M	B2 RM	ROUND12 C, K, M
AS2	✓	✓								
AS3	✓	✓								
AS6	✓	✓								
AS10	✓		WH35 C, F, M							
AS12	✓	✓								
AS13	✓	✓								
AS16	✓	✓								
AS20G	✓		RECESSED CHANNELS							
AS23	✓	✓	LENS OPTIONS: C - Clear F - Frosted K - Black M - Milky NP - Narrow Prismatic WP - Wide Prismatic RM - Round Milky SM - Square Milky							
AS30	✓	✓								
AS53										
AT4	✓	✓								
AT5	✓	✓	AR1 C, F, M	AR3 C, F, M	AR8 C, F, M	AR10 C, M	AR16 C, M, K	AR20 C, K, M, SM	AR25 M, RM, SM	AR30 M, RM, SM
AW10	✓									
AW12	✓									
AW14	✓	✓								
AW38										
B1	✓		SC3 M	SC4 M, RM, SM	SC5 M, RM, SM					
B2	✓									
ROUND12	✓									
SC3	✓									
SC4	✓	✓								
SC5	✓	✓								
WH35	✓	✓								

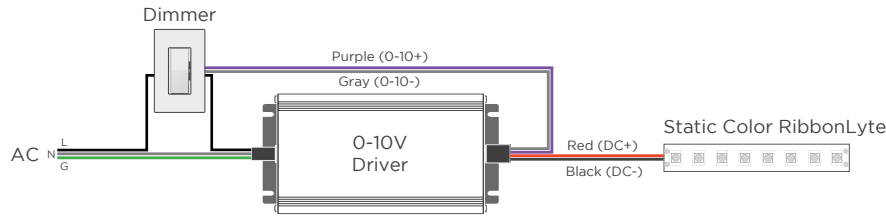
DISCLAIMER

When installing this product take into account the surface temperature of the material this product is mounted to. Many building surfaces which are exposed to direct sunlight exceed the 70°C/158°F maximum that our product is rated for. High risk locations like this should be avoided.

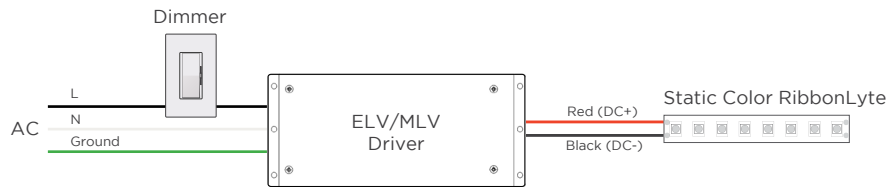
Our IP68 product is not intended to be submerged in pools and fountains and does not carry UL676 certification to do so.

WIRING DIAGRAMS

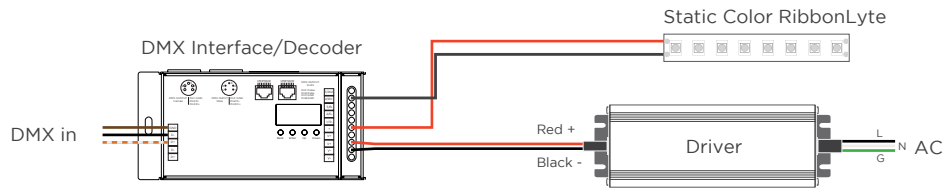
0-10V



MLV / ELV



DMX



WIRE COLORS PER RIBBONLYTE COLOR

STATIC COLOR SERIES 2
Red Wire (+) Positive
Black Wire (-) Negative