


STATIC WHITE MICRO RIBBONLYTE 1.0

We've introduced Micro RibbonLyte for creating unique visual effects and precision lighting in tight spaces. It's designed to fit into our new AS7, AR7, AS9, and AR9 channels. In 1.0 W/ft (3.3 W/m), the IP20 and IP65 versions of this tape are only 0.20 inches (5 mm) wide.



- 1.0 W/ft (3.3 W/m)
- 0.20 inch width (5 mm)
- Fits in 0.30 inch wide channel (7.60 mm)
- 9 color temperatures
- 90+ CRI
- 2-Step MacAdam ellipse binning
- Closet rated in channel applications

Applications:

- | | | |
|---------------|---------------|-------------|
| Commercial | Hospitality | Residential |
| Entertainment | Museums | Retail |
| Healthcare | Public Spaces | |



* 1800K, 2000K, 2200K are not available in IP65



ORDERING GUIDE

Category	CRI	Ribbon Type & IP Rating	Wattage & Color	
RB	90			
RB - RIBBONLYTE	90 - 90+ CRI Static White	SWMC20 - Micro Static White IP20	1.018 - 1.0 W/ft 1800K (IP20 Only)	1.030 - 1.0 W/ft 3000K
		SWMC65 - Micro Static White IP65	1.020 - 1.0 W/ft 2000K (IP20 Only)	1.035 - 1.0 W/ft 3500K
		(2400K, 2700K, 3000K, 3500K, 4000K, 6000K Only)	1.022 - 1.0 W/ft 2200K (IP20 Only)	1.040 - 1.0 W/ft 4000K
			1.024 - 1.0 W/ft 2400K	1.060 - 1.0 W/ft 6000K
			1.027 - 1.0 W/ft 2700K	

CONNECTION OPTIONS

1. End Feed Bare Wire Connection (Default Option)



2. IP67 Connector Input



3. Soldered Daisy Chain



4. Daisy Chain with IP67 Connectors



5. Bare Wire on Both Ends




Standard cable length if not specified:

- 12 in. cable with bare wire (custom length up to 20 feet)
- Standard 12 in. cable with IP67 connectors (custom length up to 10 feet)
- Daisy chain with 3 in. cable between runs (custom length up to 36 in.)
- 3 in. cable between IP67 connector and RibbonLyte (custom length up to 18 in.)
- Standard 12 in. cable with bare wire (custom length up to 10 feet)

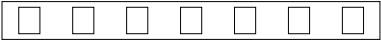



Note: IP67 connectors are used for both IP20 and IP65/IP68 RibbonLyte

AVAILABLE COLOR TEMPERATURES



SPECIFICATIONS / DIAGRAM / USAGE GUIDELINES

STATIC WHITE MICRO RIBBONLYTE 1.0									
Operating Voltage	24 V								
Power Consumption	1.0 W/ft (3.3 W/m)								
Current (mA) - 24V	41.7 mA/ft (137 mA/m)								
LED Pitch	43 LEDs/ft (140 LEDs/m)								
Protection Rating	IP20, IP65 (1800K, 2000K, and 2200K are only available in IP20)								
Dimming/Control	MLV / 0-10 Volt / ELV / DALI								
Operating Temperature	-40° F to 158° F (-40° C to 70° C)								
MacAdam Ellipses (SDCM)	2-Step Binning								
Colors	1800K	2000K	2200K	2400K	2700K	3000K	3500K	4000K	6000K
Lumens	76 lm/ft (249 lm/m)	89 lm/ft (292 lm/m)	92 lm/ft (301.8 lm/m)	99 lm/ft (325 lm/m)	104 lm/ft (341 lm/m)	107 lm/ft (351 lm/m)	109 lm/ft (357 lm/m)	118 lm/ft (387 lm/m)	115 lm/ft (377 lm/m)
Binning Tolerance	+/- 100K								
LED Beam Angle	120°								
Lamp Life	50,000 Hrs								
Cutable Length	1.97 in (50 mm)								
CRI - All Color Temp.	90+ CRI								
Lumens / Watt	76 lm/W	89 lm/W	92 lm/W	99 lm/W	104 lm/W	107 lm/W	109 lm/W	118 lm/W	115 lm/W
Constant Voltage	✓								
Certifications	UL 2108 Issued: 2016/06/17 Ed: 1 Rev: 2021/10/16 Low Voltage Lighting Systems. CSA C22.2 No. 250.0, General Requirements for Luminaires. RoHS compliant. All RibbonLyte models 3.0 W/ft (9.8 W/m) and lower when used in any Acolyte Channel profile except Piccolo are tested by UL and confirmed 'Suitable for Installation in the Storage Area of a Clothes Closet' in accordance with NFPA 70 and NEC 410.16 and 411.								
Warranty	IP20: 6 years, IP65: 3 years								

24V DIMENSIONS	Top View	Side View	Dimensions
IP20	 CUTTABLE EVERY: 1.97 in (50 mm)		Width 0.20 in (5 mm) Max Length* 28 ft (8.5 m) Height 0.06 in (1.45 mm)
IP65	 CUTTABLE EVERY: 1.97 in (50 mm)		Width 0.20 in (5 mm) Max Length* 28 ft (8.5 m) Height 0.1 in (2.5 mm)

OPTIONAL ACCESSORY

0.5 in. VHB Tape	Flat Mounting Clip
 <p>Provides superior holding power in surface mounted applications Part Number: VHBTAPE0.5BK</p>	 <p>For mounting IP20/IP65 RibbonLyte Part Number: RBMNTSIL</p>





Note: RibbonLyte comes with an adhesive backing, but Acolyte recommends using VHB Tape for extra support in surface mounted applications.

USAGE GUIDELINES

- IP65 RibbonLyte cannot be cut in the field. All custom cuts and connections for these models must be performed at the factory to ensure waterproofing standards are met. Any modification of the waterproofing will result in a void warranty.
- When installing this product, consider the surface temperature of the material where it will be mounted. Many building surfaces which are exposed to direct sunlight exceed the 70° C / 158° F maximum for which our product is rated. High-risk locations like this should be avoided.
- IP20 RibbonLyte products are for indoor use in dry areas. IP65 RibbonLyte products can be used in indoor dry/damp locations such as bathrooms and kitchens. IP68 RibbonLyte products can be used in wet, outdoor locations around pools and spa tubs, but our products are not intended to be submerged in pools and fountains and do not carry UL676 certification to do so.
- Please refer to the RibbonLyte Proper Usage Guide in our Application Guide for more information. Available for download at AcolyteLED.com.
- This product is compatible with a wide variety of control products including the entire line of Lutron dimming systems.
- For use with Acolyte drivers, 0-10V dimming modules and interface controllers (DMXINF models).
- Use with non-Acolyte supplied drivers is not supported or warrantied.
- Due to the nature of RibbonLyte products, cuttable lengths are generally longer or shorter than the customer requested length. Unless specified, RibbonLyte is factory cut at the shorter cuttable point.
- We reserve the right to make changes to product lineup, specifications, design and finishes at any time without notice.

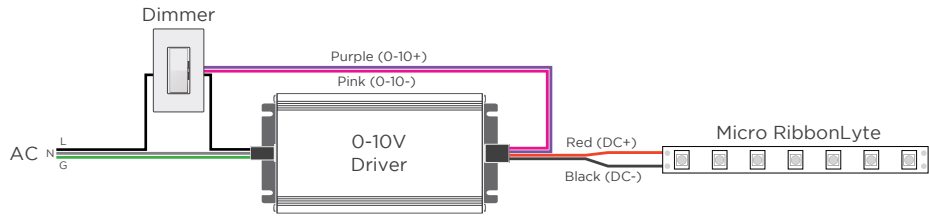
Acolyte does not warrant or represent that the information is free from errors or omission. The information may change without notice and Acolyte is not in any way liable for the accuracy of any information printed and stored or in any way interpreted or used.

CHANNEL COMPATIBILITY / CHANNEL OPTIONS

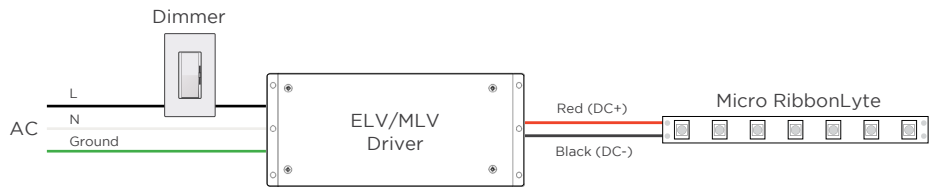
CHANNELS	IP20/IP65	SURFACE CHANNELS		RECESSED CHANNELS	
AS7	✓				
AR7	✓				
AS9	✓				
AR9	✓				
		AS7 W: 0.39 in. / 10 mm H: 0.59 in. / 15 mm Inside W: 0.31 in. / 8 mm	AS9 W: 0.31 in. / 8 mm H: 0.35 in. / 8.9 mm Inside W: 0.22 in. / 5.7 mm	AR7 W: 0.63 in. / 16.1 mm H: 0.59 in. / 15 mm Inside W: 0.33 in. / 8.5 mm	AR9 W: 0.54 in. / 13.6 mm H: 0.35 in. / 8.9 mm Inside W: 0.22 in. / 5.7 mm

WIRING DIAGRAMS

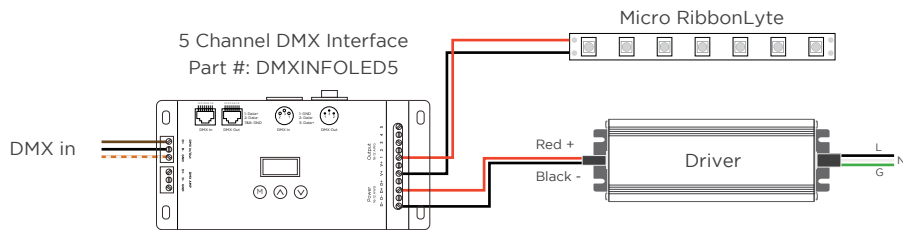
0-10V



MLV / ELV



DMX



WIRE COLORS PER RIBBONLYTE COLOR

STATIC WHITE MICRO
 Red Wire (+) Positive
 Black Wire (-) Negative

ACTUAL POWER CONSUMPTION

Length (ft)	Length (m)	Actual Power Consumed (W)	Average Wattage (W/ft)	Average Wattage (W/m)	Actual Current Drawn (A)
5	1.52	4.92	0.98	3.23	0.205
10	3.05	9.80	0.98	3.21	0.408
15	4.57	14.57	0.97	3.19	0.607
20	6.10	19.19	0.96	3.15	0.800
25	7.62	23.61	0.94	3.10	0.984
28	8.54	26.42	0.94	3.09	1.101

NOTE: Quotes use nominal values. We highly recommend using nominal wattages for all customer calculations. Allow for a 15% buffer (10% driver, 5% fixture) in these calculations as performance may vary. Acolyte is not liable for product performance if these tables are used instead of nominal values when orders are placed.

REV.06NOV2024

<p>GLOBAL HQ 320 Murray Hill Pkwy East Rutherford, NJ 07073 T: (+1) 212 629 6830 E: Sales-US@GENLEDBrands.com</p>	<p>EUROPEAN HQ De Corridor 16K 36212B Breukelen Netherlands T: (+31) 346 235 000 E: SalesEurope@GENLEDBrands.com</p>	<p>MEINA HQ PO Box 371378, #823, Building 4EA Dubai Airport Free Zone, Dubai, UAE T: (+971) 4 701 7901 E: SalesMEINA@genledbrands.com</p>	<p>ASIA-PACIFIC HQ Room 402, Building D Shenshi Tongchuang Science and Technology Park No. 16 Hongyin Road Xingqiang Community, Xihu Street Guangming District, Shenzhen, China 518107 Sales: (+86) 139 1836 3905 Office: (+86) 755 8529 0710 E: Sales-Pacific@GENLEDBrands.com</p>
--	--	--	--