

## STATIC WHITE SERIES 2 RIBBONLYTE 0.75

Our Series 2 Static White RibbonLyte provides a 40% or more increase in lumens per watt, lumens per foot and LEDs per foot. Our Series 2 product line offers a 90+ CRI with tighter LED spacing and shorter cuttable lengths for improved design flexibility.

- 0.75 W/ft (2.5 W/m)
- Create a custom fixture with our channels
- 9 white color temperatures
- 90+ CRI
- 2-Step MacAdam ellipse binning

### Applications:

Commercial  
Entertainment  
Healthcare

Hospitality  
Museums  
Public Spaces

Residential  
Retail



**RoHS**

**IP20**

**IP65\***

**IP68**

\* 1800K, 2000K, 2200K are not available in IP65 and IP68



## ORDERING GUIDE

Category	CRI	Ribbon Type & IP Rating	Wattage & Color	
RB	90			
RB - RIBBONLYTE	90 - 90+ CRI Static White	<b>SWS220</b> - Static White Series 2 IP20 <b>SWS265</b> - Static White Series 2 IP65 (2400K, 2700K, 3000K, 3500K, 4000K, 6000K Only) <b>SWS268</b> - Static White Series 2 IP68 (2400K, 2700K, 3000K, 3500K, 4000K, 6000K Only)	<b>0.7518</b> - 0.75 W/ft 1800K (IP20 Only) <b>0.7520</b> - 0.75 W/ft 2000K (IP20 Only) <b>0.7522</b> - 0.75 W/ft 2200K (IP20 Only) <b>0.7524</b> - 0.75 W/ft 2400K <b>0.7527</b> - 0.75 W/ft 2700K	<b>0.7530</b> - 0.75 W/ft 3000K <b>0.7535</b> - 0.75 W/ft 3500K <b>0.7540</b> - 0.75 W/ft 4000K <b>0.7560</b> - 0.75 W/ft 6000K

## CONNECTION OPTIONS

### 1. End Feed Bare Wire Connection (Default Option)



### 2. IP67 Connector Input



### 3. Soldered Daisy Chain



### 4. Daisy Chain with IP67 Connectors



### 5. Bare Wire on Both Ends




### Standard cable length if not specified:

1. 12 in. cable with bare wire (custom length up to 20 feet)
2. Standard 12 in. cable with IP67 connectors (custom length up to 10 feet)
3. Daisy chain with 3 in. cable between runs (custom length up to 36 in.)
4. 3 in. cable between IP67 connector and RibbonLyte (custom length up to 18 in.)
5. Standard 12 in. cable with bare wire (custom length up to 10 feet)


Note: IP67 connectors are used for both IP20 and IP65/IP68 RibbonLyte

## AVAILABLE COLOR TEMPERATURES



SPECIFICATIONS / DIAGRAM / USAGE GUIDELINES

STATIC WHITE SERIES 2 RIBBONLYTE 0.75									
Operating Voltage	24 V								
Power Consumption	0.75 W/ft (2.5 W/m)								
Current (mA) - 24V	31 mA/ft (103 mA/m)								
LED Pitch	49 LEDs/ft (160 LEDs/m)								
Protection Rating	IP20, IP65, IP68 (1800K, 2000K, and 2200K are only available in IP20)								
Dimming/Control	MLV / 0-10 Volt / Lutron Hi-lume 1% dimming & Hi-lume Premier 0.1% L3DO LED drivers / Lutron VIVE code compliance available / ELV / DALI								
Operating Temperature	-40° F to 158° F (-40° C to 70° C)								
Colors Temperatures	1800K	2000K	2200K	2400K	2700K	3000K	3500K	4000K	6000K
MacAdam Ellipses (SDCM)	2-Step Binning								
Lumens	63 lm ft (207 lm/m)	74.3 lm ft (244 lm/m)	81.8 lm ft (268 lm/m)	84.8 lm ft (278 lm/m)	92 lm ft (303 lm/m)	92 lm ft (303 lm/m)	98 lm ft (320 lm/m)	101 lm ft (330 lm/m)	98 lm ft (322 lm/m)
Binning Tolerance	+/- 100K								
LED Beam Angle	120°								
Lamp Life	50,000 Hrs								
Cutable Length	1.97 (50 mm)								
CRI - All Color Temp.	90+ CRI								
Lumens/Watt	84 lm/W	99 lm/W	109.0 lm/W	113 lm/W	123 lm/W	123 lm/W	130 lm/W	134 lm/W	131 lm/W
Constant Voltage	✓								
Certifications	UL 2108 Issued: 2016/06/17 Ed: 1 Rev: 2021/10/16 Low Voltage Lighting Systems. CSA C22.2 No. 250.0, General Requirements for Luminaires. ROHS compliant UL 2108.								
Warranty	IP20: 6 years, IP65/68: 3 years								

24V DIMENSIONS	Top View	Side View	Dimensions
IP20	 <p>CUTTABLE EVERY: 1.97 in (50 mm)</p>		<p><b>Width</b> 0.31 in (8 mm)  <b>Max Length*</b> 49 ft (15 m)  <b>Height</b> 0.06 in (1.45 mm)</p>
IP65	 <p>CUTTABLE EVERY: 1.97 in (50 mm)</p>		<p><b>Width</b> 0.31 in (8 mm)  <b>Max Length*</b> 32.8 ft (10 m)  <b>Height</b> 0.1 in (2.5 mm)</p>
IP68	 <p>CUTTABLE EVERY: 1.97 in (50 mm)</p>		<p><b>Width</b> 0.44 in (11.18 mm)  <b>Max Length*</b> 32.8 ft (10 m)  <b>Height</b> 0.18 in (4.5 mm)</p>

USAGE GUIDELINES

- IP65 and IP68 RibbonLyte are not field cuttable. All custom cuts and connections for these models must be performed at the factory to ensure waterproofing standards are met. Any modification of this on the field or by end user will result in a voided warranty.
- When installing this product take into account the surface temperature of the material this product is mounted to. Many building surfaces which are exposed to direct sunlight exceed the 70° C / 158° F maximum that our product is rated for. High risk locations like this should be avoided.
- Our IP65 can be used in wet, outdoor locations around swimming pools and spa tubs, but our products are not intended to be submerged in pools and fountains and do not carry UL676 certification to do so.
- Please refer to our RibbonLyte Proper Use Guide in our *Application Guide* for more information. Available for download at [www.GENLEDBrands.com/Acolyte](http://www.GENLEDBrands.com/Acolyte).
- Compatible with a wide variety of control products including the entire line of Lutron dimming systems.
- For use with Acolyte drivers, 0-10V dimming modules and interface controllers (DMXINF models).
- Use with non-Acolyte supplied drivers is not supported or warranted.
- Due to the nature of the product, RibbonLyte cuttable lengths are generally longer or shorter than the customer requested length. Unless specified, RibbonLyte is factory cut at the shorter cuttable point.
- We reserve the right to make changes to product lineup, specifications, design and finishes at any time without notice.

Acolyte does not warrant or represent that the information is free from errors or omission. The information may change without notice and Acolyte is not in any way liable for the accuracy of any information printed and stored or in any way interpreted or used.

CHANNEL COMPATIBILITY / CHANNEL OPTIONS

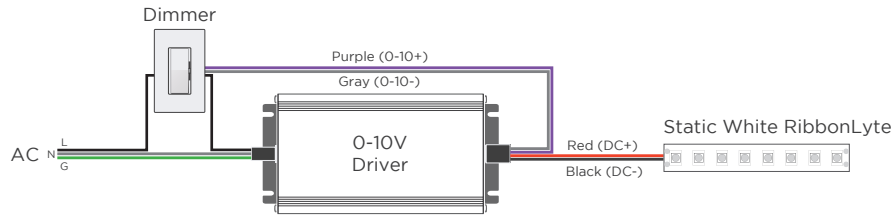
CHANNEL	IP20 IP65	IP68	SURFACE MOUNTED CHANNELS							
AC1	✓	✓	LENS OPTIONS: C - Clear F - Frosted K - Black M - Milky NP - Narrow Prismatic WP - Wide Prismatic RM - Round Milky SM - Square Milky							
AC2	✓	✓								
AC3	✓	✓								
AC4	✓	✓								
AC5	✓	✓								
AC14	✓									
AP1	✓	✓	AC1 C, F, M	AC2 C, F, M	AC3 C, F, M	AC4 C, F, M	AC5 C, F, M	AC14 SM	AP1 C, K, M, SM	AS1 C, F, M
AR1	✓									
AR2	✓	✓								
AR3	✓	✓								
AR5	✓									
AR8	✓									
AR10	✓		AS2 C, F, M	AS3 C, F, M	AS6 C, F, M	AS10 C, M	AS12 RM	AS13 RM, SM	AS14 SM	AS16 C, K, M
AR14	✓									
AR16	✓	✓								
AR20	✓	✓								
AR23	✓									
AR25	✓	✓								
AR30	✓	✓	AS20G G	AS23 C, K, M, SM	AS28 M, NP, WP	AS30 M, RM, SM	AS53 M, NP, WP	AT4 C, F, M	AT5 C, F, M	AT11 C, F, M
AR33	✓	✓								
AS1	✓									
AS2	✓	✓								
AS3	✓	✓								
AS6	✓	✓								
AS10	✓		AW10 C, K, M	AW12 C, K, M, RM	AW14 C, K, M	AW35 C, F, M	AW38 M, RM, SM	AW38 C, F, M	B1 C, F, M	B2 RM
AS12	✓	✓								
AS13	✓	✓								
AS14	✓									
AS16	✓	✓								
AS20G	✓									
AS23	✓	✓	C22 C, F, M	GL2 C, F, M	ROUND C, F, M	ROUND12 C, K, M	ROUND20 C, K, M	ST10 C, F, M	WH35 C, F, M	
AS28	✓	✓								
AS30	✓	✓								
AS53	✓	✓								
AT4	✓	✓								
AT5	✓	✓								
AT11	✓	✓								
AW10	✓									
AW12	✓									
AW14	✓	✓								
AW35	✓	✓								
AW38	✓	✓								
AW40	✓		AR1 C, F, M	AR2 C, F, M	AR3 C, F, M	AR5 M	AR8 C, F, M	AR10 C, M	AR14 SM	AR16 C, K, M
B1	✓									
B2	✓									
C22	✓	✓								
GL1	✓	✓								
GL2	✓	✓								
ROUND	✓	✓	AR20 C, K, M, SM	AR23 C, K, M	AR25 M, RM, SM	AR30 M, RM, SM	AR33 M, NP, WP	GL1 C, F, M	SC1 M	SC2 M
ROUND12	✓									
ROUND20	✓	✓								
SC1	✓	✓								
SC2	✓	✓								
SC3	✓	✓								
SC4	✓	✓	SC3 M	SC4 M, RM, SM	SC5 M, RM, SM	SC6 C, K, M, SM	SC-CORNER1 M	SC-CORNER2 M	W31 C, F, M	
SC5	✓	✓								
SC6	✓	✓								
SC-CORNER1	✓									
SC-CORNER2	✓									
ST10	✓									
W31	✓	✓								
WH35	✓	✓								

DISCLAIMER

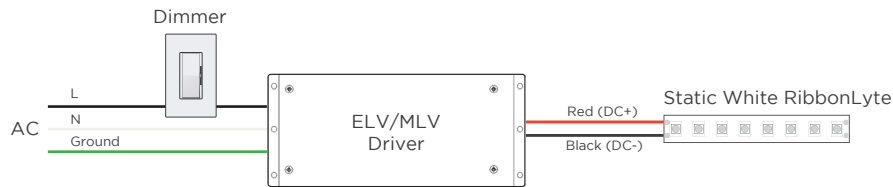
When installing this product take into account the surface temperature of the material this product is mounted to. Many building surfaces which are exposed to direct sunlight exceed the 70°C/158°F maximum that our product is rated for. High risk locations like this should be avoided. Our IP68 product is not intended to be submerged in pools and fountains and does not carry UL676 certification to do so.

## WIRING DIAGRAMS

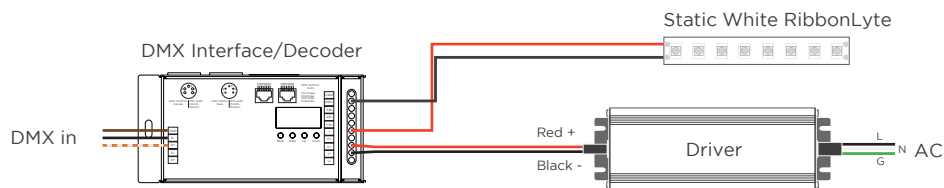
### 0-10V



### MLV / ELV



### DMX



### WIRE COLORS PER RIBBONLYTE COLOR

#### STATIC WHITE SERIES 2

Red Wire (+) Positive

Black Wire (-) Negative