

STATIC WHITE SERIES 2 RIBBONLYTE 0.75

Our Series 2 Static White RibbonLyte provides a 40% or more increase in lumens per watt, lumens per foot and LEDs per foot. Our Series 2 product line offers a 90+ CRI with tighter LED spacing and shorter cuttable lengths for improved design flexibility.

- 0.75 W/ft (2.5 W/m)
- Create a custom fixture with our channels
- 9 white color temperatures
- 90+ CRI
- 2-Step MacAdam ellipse binning
- Closet rated in channel applications



Applications:

Commercial Hospitality Residential
 Entertainment Museums Retail
 Healthcare Public Spaces



RoHS

IP20

IP65*

IP68*

* 1800K, 2000K, 2200K are not available in IP65 and IP68



Declare.

ORDERING GUIDE

| Category | CRI | Ribbon Type & IP Rating | Wattage & Color | |
|-----------------|---------------------------|---|---|---------------------------------|
| RB | 90 | | | |
| RB - RIBBONLYTE | 90 - 90+ CRI Static White | SWS220 - Static White Series 2 IP20 | 0.7518 - 0.75 W/ft 1800K (IP20 Only) | 0.7530 - 0.75 W/ft 3000K |
| | | SWS265 - Static White Series 2 IP65 (2400K, 2700K, 3000K, 3500K, 4000K, 6000K Only) | 0.7520 - 0.75 W/ft 2000K (IP20 Only) | 0.7535 - 0.75 W/ft 3500K |
| | | SWS268 - Static White Series 2 IP68 (2400K, 2700K, 3000K, 3500K, 4000K, 6000K Only) | 0.7522 - 0.75 W/ft 2200K (IP20 Only) | 0.7540 - 0.75 W/ft 4000K |
| | | | 0.7524 - 0.75 W/ft 2400K | 0.7560 - 0.75 W/ft 6000K |
| | | | 0.7527 - 0.75 W/ft 2700K | |

CONNECTION OPTIONS

1. End Feed Bare Wire Connection (Default Option)



2. IP67 Connector Input



3. Soldered Daisy Chain



4. Daisy Chain with IP67 Connectors



5. Bare Wire on Both Ends




Standard cable length if not specified:

1. 12 in. cable with bare wire (custom length up to 20 feet)
2. Standard 12 in. cable with IP67 connectors (custom length up to 10 feet)
3. Daisy chain with 3 in. cable between runs (custom length up to 36 in.)
4. 3 in. cable between IP67 connector and RibbonLyte (custom length up to 18 in.)
5. Standard 12 in. cable with bare wire (custom length up to 10 feet)

Note: IP67 connectors are used for both IP20 and IP65/IP68 RibbonLyte







AVAILABLE COLOR TEMPERATURES






Acolyte does not warrant or represent that the information is free from errors or omission. The information may change without notice and Acolyte is not in any way liable for the accuracy of any information printed and stored or in any way interpreted or used.

SPECIFICATIONS / DIAGRAM / USAGE GUIDELINES

| STATIC WHITE SERIES 2 RIBBONLYTE 0.75 | | | | | | | | | |
|---------------------------------------|--|--------------------------|--------------------------|--------------------------|------------------------|------------------------|------------------------|-------------------------|------------------------|
| Operating Voltage | 24 V | | | | | | | | |
| Power Consumption | 0.75 W/ft (2.5 W/m) | | | | | | | | |
| Current (mA) - 24V | 31 mA/ft (103 mA/m) | | | | | | | | |
| LED Pitch | 49 LEDs/ft (160 LEDs/m) | | | | | | | | |
| Protection Rating | IP20, IP65, IP68 (1800K, 2000K, and 2200K are only available in IP20) | | | | | | | | |
| Dimming/Control | MLV / 0-10 Volt / ELV / DALI | | | | | | | | |
| Operating Temperature | -40° F to 158° F (-40° C to 70° C) | | | | | | | | |
| Colors Temperatures | 1800K | 2000K | 2200K | 2400K | 2700K | 3000K | 3500K | 4000K | 6000K |
| MacAdam Ellipses (SDCM) | 2-Step Binning | | | | | | | | |
| Lumens | 63 lm ft (207 lm/m) | 74.3 lm ft (244 lm/m) | 81.8 lm ft (268 lm/m) | 84.8 lm ft (278 lm/m) | 92 lm ft (303 lm/m) | 92 lm ft (303 lm/m) | 98 lm ft (320 lm/m) | 101 lm ft (330 lm/m) | 98 lm ft (322 lm/m) |
| Binning Tolerance | +/- 100K | | | | | | | | |
| LED Beam Angle | 120° | | | | | | | | |
| Lamp Life | 50,000 Hrs | | | | | | | | |
| Cutable Length | 1.97 (50 mm) | | | | | | | | |
| CRI - All Color Temp. | 90+ CRI | | | | | | | | |
| Lumens/Watt | 84 lm/W | 99 lm/W | 109.0 lm/W | 113 lm/W | 123 lm/W | 123 lm/W | 130 lm/W | 134 lm/W | 131 lm/W |
| Constant Voltage | ✓ | | | | | | | | |
| Certifications | UL 2108 Issued: 2016/06/17 Ed: 1 Rev: 2021/10/16 Low Voltage Lighting Systems. CSA C22.2 No. 250.0, General Requirements for Luminaires. RoHS compliant. All RibbonLyte models 3.0 W/ft (9.8 W/m) and lower when used in any Acolyte Channel profile except Piccolo are tested by UL and confirmed 'Suitable for Installation in the Storage Area of a Clothes Closet' in accordance with NFPA 70 and NEC 410.16 and 411. | | | | | | | | |
| Warranty | IP20: 6 years, IP65/68: 3 years | | | | | | | | |

| 24V DIMENSIONS | Top View | Side View | Dimensions |
|----------------|--|---|---|
| IP20 |  CUTTABLE EVERY: 1.97 in (50 mm) |  | Width 0.31 in (8 mm) Max Length* 49 ft (15 m) Height 0.06 in (1.45 mm) |
| IP65 |  CUTTABLE EVERY: 1.97 in (50 mm) |  | Width 0.31 in (8 mm) Max Length 32.8 ft (10 m) Height 0.1 in (2.5 mm) |
| IP68 |  CUTTABLE EVERY: 1.97 in (50 mm) |  | Width 0.44 in (11.18 mm) Max Length 32.8 ft (10 m) Height 0.18 in (4.5 mm) |

OPTIONAL ACCESSORY

| 0.5 in. VHB Tape | Flat Mounting Clip | Silicone Clip |
|--|--|--|
|  <p>Provides superior holding power in surface mounted applications Part Number: VHBTAPE0.5BK</p> |  <p>For mounting IP20/IP65 RibbonLyte Part Number: RBMNTSIL</p> |  <p>For mounting IP68 RibbonLyte Part Number: RBMNTSILW</p> |

Note: RibbonLyte comes with an adhesive backing, but Acolyte recommends using VHB Tape for extra support in surface mounted applications.

USAGE GUIDELINES

- IP65 and IP68 RibbonLyte cannot be cut in the field. All custom cuts and connections for these models must be performed at the factory to ensure waterproofing standards are met. Any modification of the waterproofing will result in a void warranty.
- When installing this product, consider the surface temperature of the material where it will be mounted. Many building surfaces which are exposed to direct sunlight exceed the 70° C / 158° F maximum for which our product is rated. High-risk locations like this should be avoided.
- IP20 RibbonLyte products are for indoor use in dry areas. IP65 RibbonLyte products can be used in indoor dry/damp locations such as bathrooms and kitchens. IP68 RibbonLyte products can be used in wet, outdoor locations around pools and spa tubs, but our products are not intended to be submerged in pools and fountains and do not carry UL676 certification to do so.
- Please refer to the RibbonLyte Proper Usage Guide in our Application Guide for more information. Available for download at AcolyteLED.com.
- This product is compatible with a wide variety of control products including the entire line of Lutron dimming systems.
- For use with Acolyte drivers, 0-10V dimming modules and interface controllers (DMXINF models).
- Use with non-Acolyte supplied drivers is not supported or warrantied.
- Due to the nature of RibbonLyte products, cuttable lengths are generally longer or shorter than the customer requested length. Unless specified, RibbonLyte is factory cut at the shorter cuttable point.
- We reserve the right to make changes to product lineup, specifications, design and finishes at any time without notice.



CHANNEL COMPATIBILITY / CHANNEL OPTIONS

| CHANNEL | IP20 IP65 | IP68 | SURFACE CHANNELS | | | | | |
|---------|--------------|------|------------------|--|--|--|--|--|
| AC1 | ✓ | ✓ | | | | | | |
| AC2 | ✓ | ✓ | | | | | | |
| AC3 | ✓ | ✓ | | | | | | |
| AC4 | ✓ | ✓ | | | | | | |
| AC5 | ✓ | ✓ | | | | | | |
| AR1 | ✓ | | | | | | | |
| AR3 | ✓ | ✓ | | | | | | |
| AR10 | ✓ | | | | | | | |
| AR16 | ✓ | ✓ | | | | | | |
| AR20 | ✓ | ✓ | | | | | | |
| AR25 | ✓ | ✓ | | | | | | |
| AR30 | ✓ | ✓ | | | | | | |
| AR33 | | | | | | | | |
| AS1 | ✓ | | | | | | | |
| AS2 | ✓ | ✓ | | | | | | |
| AS3 | ✓ | ✓ | | | | | | |
| AS6 | ✓ | ✓ | | | | | | |
| AS10 | ✓ | ✓ | | | | | | |
| AS13 | ✓ | ✓ | | | | | | |
| AS16 | ✓ | ✓ | | | | | | |
| AS20G | ✓ | | | | | | | |
| AS23 | ✓ | ✓ | | | | | | |
| AS30 | ✓ | ✓ | | | | | | |
| AS53 | | | | | | | | |
| AT4 | ✓ | ✓ | | | | | | |
| AT5 | ✓ | ✓ | | | | | | |
| AW12 | ✓ | | | | | | | |
| AW14 | ✓ | ✓ | | | | | | |
| AW38 | ✓ | ✓ | | | | | | |
| B1 | ✓ | | | | | | | |
| SC3 | ✓ | | | | | | | |
| SC4 | ✓ | ✓ | | | | | | |
| SC5 | ✓ | ✓ | | | | | | |
| WH35 | ✓ | ✓ | | | | | | |

| | | | CORNER CHANNELS | | | | | |
|--|--|--|-----------------|--|--|--|--|--|
| | | | | | | | | |
| | | | | | | | | |
| | | | | | | | | |
| | | | | | | | | |
| | | | | | | | | |
| | | | | | | | | |
| | | | | | | | | |
| | | | | | | | | |
| | | | | | | | | |
| | | | | | | | | |

| | | | RECESSED CHANNELS | | | | | | | |
|--|--|--|-------------------|--|--|--|--|--|--|--|
| | | | | | | | | | | |
| | | | | | | | | | | |
| | | | | | | | | | | |
| | | | | | | | | | | |
| | | | | | | | | | | |
| | | | | | | | | | | |
| | | | | | | | | | | |
| | | | | | | | | | | |
| | | | | | | | | | | |
| | | | | | | | | | | |
| | | | | | | | | | | |
| | | | | | | | | | | |

| | | | MUD-IN CHANNELS | | | |
|--|--|--|-----------------|--|--|--|
| | | | | | | |
| | | | | | | |
| | | | | | | |
| | | | | | | |

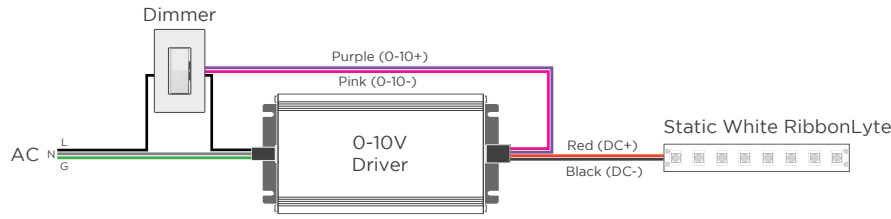
DISCLAIMER

When installing this product take into account the surface temperature of the material this product is mounted to. Many building surfaces which are exposed to direct sunlight exceed the 70°C/158°F maximum that our product is rated for. High risk locations like this should be avoided.

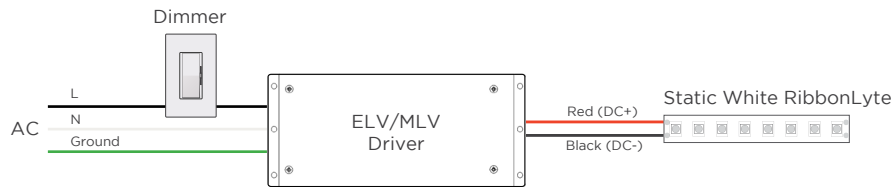
Our IP68 product is not intended to be submerged in pools and fountains and does not carry UL676 certification to do so.

WIRING DIAGRAMS

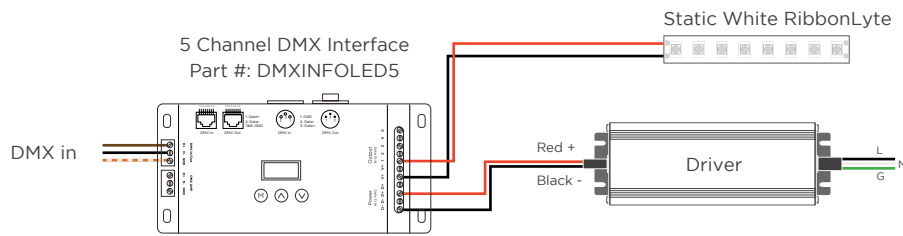
0-10V



MLV / ELV



DMX



WIRE COLORS PER RIBBONLYTE COLOR

STATIC WHITE SERIES 2
Red Wire (+) Positive
Black Wire (-) Negative

ACTUAL POWER CONSUMPTION

| Length (ft) | Length (m) | Actual Power Consumed (W) | Average Wattage (W/ft) | Average Wattage (W/m) | Actual Current Drawn (A) |
|-------------|------------|---------------------------|------------------------|-----------------------|--------------------------|
| 5 | 1.52 | 3.70 | 0.74 | 2.43 | 0.154 |
| 10 | 3.05 | 7.37 | 0.74 | 2.42 | 0.307 |
| 15 | 4.57 | 10.97 | 0.73 | 2.40 | 0.457 |
| 20 | 6.10 | 14.47 | 0.72 | 2.37 | 0.603 |
| 25 | 7.62 | 17.83 | 0.71 | 2.34 | 0.743 |
| 30 | 9.15 | 21.02 | 0.70 | 2.30 | 0.876 |
| 35 | 10.67 | 24.58 | 0.70 | 2.30 | 1.024 |
| 40 | 12.20 | 27.30 | 0.68 | 2.24 | 1.138 |
| 45 | 13.72 | 29.76 | 0.66 | 2.17 | 1.240 |
| 49 | 14.94 | 31.52 | 0.64 | 2.11 | 1.313 |

NOTE: Quotes use nominal values. We highly recommend using nominal wattages for all customer calculations. Allow for a 15% buffer (10% driver, 5% fixture) in these calculations as performance may vary. Acolyte is not liable for product performance if these tables are used instead of nominal values when orders are placed.

REV.06NOV2024

GLOBAL HQ

320 Murray Hill Pkwy
East Rutherford, NJ 07073
T: (+1) 212 629 6830
E: Sales-US@GENLEDBrands.com

EUROPEAN HQ

De Corridor 16K
36212B Breukelen
Netherlands
T: (+31) 346 235 000
E: SalesEurope@GENLEDBrands.com

MEINA HQ

PO Box 371378, #823, Building 4EA
Dubai Airport Free Zone, Dubai, UAE
T: (+971) 4 701 7901
E: SalesMEINA@genlebrands.com

ASIA-PACIFIC HQ

Room 402, Building D
Shensi Tongchuang Science and Technology Park
No. 16 Hongyin Road
Xingqiang Community, Xihu Street
Guangming District, Shenzhen, China 518107
Sales: (+86) 139 1836 3905
Office: (+86) 755 8529 0710
E: Sales-Pacific@GENLEDBrands.com

[linkedin.com/company/genledacolyte](https://www.linkedin.com/company/genledacolyte)

[facebook.com/acolyteled](https://www.facebook.com/acolyteled)

[instagram.com/acolyte_led](https://www.instagram.com/acolyte_led)