

0.75 STATIC WHITE SERIES 2 RIBBONLYTE

Static White Series 2 RibbonLyte features stellar efficacy and even lumen output with a tight LED pitch for superior blending. This dimmable 90+ CRI RibbonLyte offers nine brilliant CCTs with short cut lengths for amazing design flexibility. Our Static White RibbonLyte products have earned an “excellent” TM66 rating for circularity.

- 0.75 W/ft (2.5 W/m)
- Create a custom fixture with our channel extrusions
- 9 CCTs (1800K-6000K)
- 1.97 in. (50 mm) cut lengths
- 49 LEDs/ft (160 LEDs/m)
- 90+ CRI
- 2-step MacAdam ellipse binning
- Closet rated in channel applications

Applications:

Commercial
Entertainment
Healthcare

Hospitality
Museums
Public Spaces

Residential
Retail



RoHS

IP20

IP65*

IP68*

* 1800K, 2000K, 2200K are not available in IP65 and IP68



Declare.



ORDERING GUIDE

Category	CRI	Ribbon Type & IP Rating	Wattage & Color	
RB	90			
RB - RIBBONLYTE	90 - 90+ CRI Static White	SWS220 - Static White Series 2 IP20 SWS265 - Static White Series 2 IP65 (2400K, 2700K, 3000K, 3500K, 4000K, 6000K Only) SWS268 - Static White Series 2 IP68 (2400K, 2700K, 3000K, 3500K, 4000K, 6000K Only)	0.7518 - 0.75 W/ft 1800K (IP20 Only) 0.7520 - 0.75 W/ft 2000K (IP20 Only) 0.7522 - 0.75 W/ft 2200K (IP20 Only) 0.7524 - 0.75 W/ft 2400K 0.7527 - 0.75 W/ft 2700K	0.7530 - 0.75 W/ft 3000K 0.7535 - 0.75 W/ft 3500K 0.7540 - 0.75 W/ft 4000K 0.7560 - 0.75 W/ft 6000K

CONNECTION OPTIONS

1. End Feed Bare Wire Connection (Default Option)



2. IP67 Connector Input



3. Soldered Daisy Chain



4. Daisy Chain with IP67 Connectors



5. Bare Wire on Both Ends




Standard cable length if not specified:

1. 12 in. cable with bare wire (custom length up to 20 feet)
2. Standard 12 in. cable with IP67 connectors (custom length up to 10 feet)
3. Daisy chain with 3 in. cable between runs (custom length up to 36 in.)
4. 3 in. cable between IP67 connector and RibbonLyte (custom length up to 18 in.)
5. Standard 12 in. cable with bare wire (custom length up to 10 feet)

Note: IP67 connectors are used for both IP20 and IP65/IP68 RibbonLyte







AVAILABLE COLOR TEMPERATURES





Acolyte does not warrant or represent that the information is free from errors or omission. The information may change without notice and Acolyte is not in any way liable for the accuracy of any information printed and stored or in any way interpreted or used.

SPECIFICATIONS / DIAGRAM / USAGE GUIDELINES

0.75 STATIC WHITE SERIES 2 RIBBONLYTE									
Operating Voltage	24 V								
Power Consumption	0.75 W/ft (2.5 W/m)								
Current (mA) - 24V	31 mA/ft (103 mA/m)								
LED Pitch	49 LEDs/ft (160 LEDs/m)								
Protection Rating	IP20, IP65, IP68 (1800K, 2000K, and 2200K are only available in IP20)								
Dimming/Control	MLV / 0-10 Volt / ELV / DALI								
Operating Temperature	-40 — 158 °F (-40 — 70 °C)								
Colors Temperatures	1800K	2000K	2200K	2400K	2700K	3000K	3500K	4000K	6000K
MacAdam ellipse (SDCM)	2-Step Binning								
Lumens	63 lm ft (207 lm/m)	74.3 lm ft (244 lm/m)	81.8 lm ft (268 lm/m)	84.8 lm ft (278 lm/m)	92 lm ft (303 lm/m)	92 lm ft (303 lm/m)	98 lm ft (320 lm/m)	101 lm ft (330 lm/m)	98 lm ft (322 lm/m)
Binning Tolerance	+/- 100K								
LED Beam Angle	120°								
Lifetime (L70 reported)	50,000 hours								
Cuttable Length	1.97 (50 mm)								
CRI - All Color Temp.	90+ CRI								
Lumens/Watt	84 lm/W	99 lm/W	109.0 lm/W	113 lm/W	123 lm/W	123 lm/W	130 lm/W	134 lm/W	131 lm/W
Constant Voltage	✓								
Certifications	UL 2108 Issued: 2016/06/17 Ed: 1 Rev: 2021/10/16 Low Voltage Lighting Systems. CSA C22.2 No. 250.0, General Requirements for Luminaires. RoHS compliant. All RibbonLyte models 3.0 W/ft (9.8 W/m) and lower when used in any Acolyte Channel profile except Piccolo are tested by UL and confirmed 'Suitable for Installation in the Storage Area of a Clothes Closet' in accordance with NFPA 70 and NEC 410.16 and 411.								
Warranty	IP20: 6 years, IP65/68: 3 years								

24V DIMENSIONS	Top View	Side View	Dimensions
IP20	 CUTTABLE EVERY: 1.97 in (50 mm)		Width 0.31 in (8 mm) Max Length* 49 ft (15 m) Height 0.06 in (1.45 mm)
IP65	 CUTTABLE EVERY: 1.97 in (50 mm)		Width 0.31 in (8 mm) Max Length 32.8 ft (10 m) Height 0.1 in (2.5 mm)
IP68	 CUTTABLE EVERY: 1.97 in (50 mm)		Width 0.44 in (11.18 mm) Max Length 32.8 ft (10 m) Height 0.18 in (4.5 mm)

OPTIONAL ACCESSORY










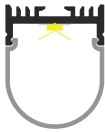
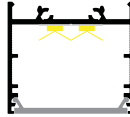


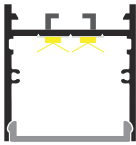



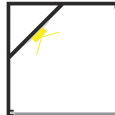
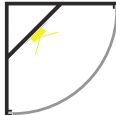



0.5 in. VHB Tape	Flat Mounting Clip	Silicone Clip
 Provides superior holding power in surface mounted applications Part Number: VHBTAPE0.5BK	 For mounting IP20/IP65 RibbonLyte Part Number: RBMNTSIL	 For mounting IP68 RibbonLyte Part Number: RBMNTSILW

Note: RibbonLyte comes with an adhesive backing, but Acolyte recommends using VHB Tape for extra support in surface mounted applications.

USAGE GUIDELINES

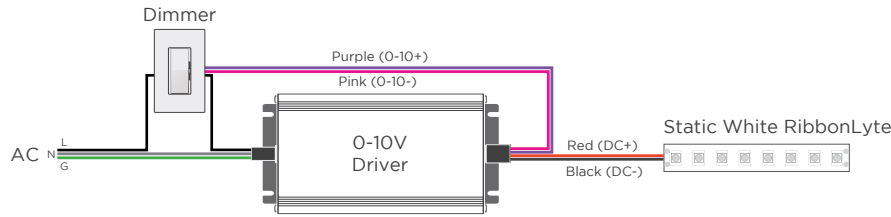
- IP65 and IP68 RibbonLyte cannot be cut in the field. All custom cuts and connections for these models must be performed at the factory to ensure waterproofing standards are met. Any modification of the waterproofing will result in a void warranty.
- When installing this product, consider the surface temperature of the material where it will be mounted. Many building surfaces which are exposed to direct sunlight exceed the 70° C / 158° F maximum for which our product is rated. High-risk locations like this should be avoided.
- IP20 RibbonLyte products are for indoor use in dry areas. IP65 RibbonLyte products can be used in indoor dry/damp locations such as bathrooms and kitchens. IP68 RibbonLyte products can be used in wet, outdoor locations around pools and spa tubs, but our products are not intended to be submerged in pools and fountains and do not carry UL676 certification to do so.
- Please refer to the RibbonLyte Proper Usage Guide in our Application Guide for more information. Available for download at AcolyteLED.com.
- This product is compatible with a wide variety of control products including the entire line of Lutron dimming systems.
- For use with Acolyte drivers, 0-10V dimming modules and interface controllers (DMXINF models).
- Use with non-Acolyte supplied drivers is not supported or warrantied.
- Due to the nature of RibbonLyte products, cuttable lengths are generally longer or shorter than the customer requested length. Unless specified, RibbonLyte is factory cut at the shorter cuttable point.
- We reserve the right to make changes to product lineup, specifications, design and finishes at any time without notice.

CHANNEL COMPATIBILITY / CHANNEL OPTIONS

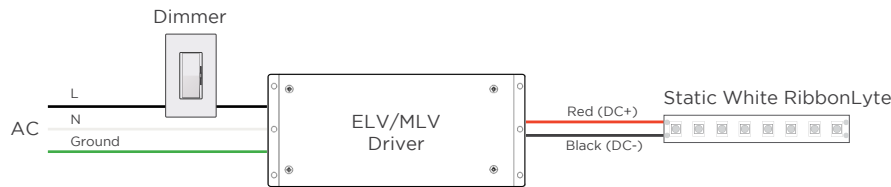
CHANNEL	IP20 IP65	IP68	SURFACE CHANNELS						
AC1	✓	✓							
AC2	✓	✓							
AC3	✓	✓							
AC4	✓	✓							
AC5	✓	✓							
AR1	✓								
AR3	✓	✓							
AS1	✓								
AS2	✓	✓							
AS3	✓	✓							
AS6	✓	✓							
AS11	✓								
AS16	✓	✓							
AS18									
AS20G	✓								
AS22	✓	✓							
AS30	✓	✓							
AS53									
AT4	✓	✓							
AT5	✓	✓							
B1	✓								
SC3	✓								
WH35	✓	✓							
			CORNER CHANNELS						
									
			AC1	AC2	AC3	AC4	AC5		
			W: 0.63 in. / 16 mm H: 0.63 in. / 16 mm Inside W: 0.48 in. / 12.2 mm	W: 0.63 in. / 16 mm H: 0.63 in. / 16 mm Inside W: 0.48 in. / 12.2 mm	W: 0.74 in. / 18.8 mm H: 0.74 in. / 18.8 mm Inside W: 0.48 in. / 12.2 mm	W: 1.18 in. / 30 mm H: 1.18 in. / 30 mm Inside W: 0.77 in. / 19.6 mm	W: 1.18 in. / 30 mm H: 1.18 in. / 30 mm Inside W: 0.77 in. / 19.6 mm		
			RECESSED CHANNELS						
									
			AR1	AR3					
			W: 0.9 in. / 22.9 mm H: 0.31 in. / 7.87 mm Inside W: 0.49 in. / 12.5 mm	W: 1.2 in. / 30.5 mm H: 0.39 in. / 9.9 mm Inside W: 0.81 in. / 20.6 mm					
			MUD-IN CHANNELS						
									
			SC3						
			W: 2.62 in. / 66.6 mm H: 0.55 in. / 14 mm Inside W: 0.69 in. / 17.5 mm						

WIRING DIAGRAMS

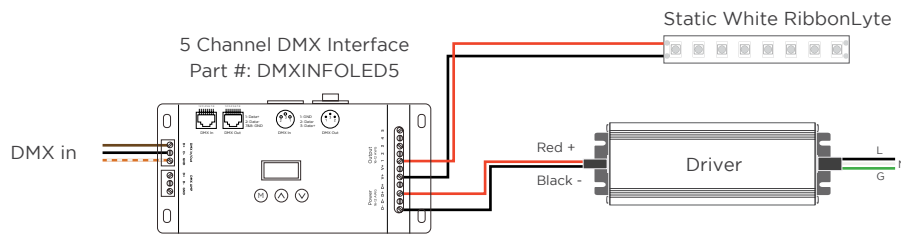
0-10V



MLV / ELV



DMX



WIRE COLORS PER RIBBONLYTE COLOR

STATIC WHITE SERIES 2

Red Wire (+) Positive

Black Wire (-) Negative

ACTUAL POWER CONSUMPTION

Length (ft)	Length (m)	Actual Power Consumed (W)	Average Wattage (W/ft)	Average Wattage (W/m)	Actual Current Drawn (A)
5	1.52	3.70	0.74	2.43	0.154
10	3.05	7.37	0.74	2.42	0.307
15	4.57	10.97	0.73	2.40	0.457
20	6.10	14.47	0.72	2.37	0.603
25	7.62	17.83	0.71	2.34	0.743
30	9.15	21.02	0.70	2.30	0.876
35	10.67	24.58	0.70	2.30	1.024
40	12.20	27.30	0.68	2.24	1.138
45	13.72	29.76	0.66	2.17	1.240
49	14.94	31.52	0.64	2.11	1.313

NOTE: Quotes use nominal values. We highly recommend using nominal wattages for all customer calculations. Allow for a 15% buffer (10% driver, 5% fixture) in these calculations as performance may vary. Acolyte is not liable for product performance if these tables are used instead of nominal values when orders are placed.

REV.14.JUL.2025

GLOBAL HQ

320 Murray Hill Pkwy
East Rutherford, NJ 07073
U.S.
T: (+1) 212 629 6830
E: Sales-US@GENLEDBrands.com

EUROPEAN HQ

Hogeweyselaan 119
1382 JK Weesp
Netherlands
T: (+31) 346 235 000
E: SalesEurope@GENLEDBrands.com

MEINA HQ

PO Box 371378, #823, Building 4EA
Dubai Airport Free Zone
Dubai, UAE
T: (+971) 4 701 7901
E: SalesMEINA@genledbrands.com

ASIA-PACIFIC HQ

Room 402, Building D
Shensi Tongchuang Science and Technology Park
No. 16 Hongyin Road
Xingqiang Community, Xinhua Street
Guangming District, Shenzhen, China 518107
T: (+86) 755 8529 0710
E: Sales-Pacific@GENLEDBrands.com