

## STATIC WHITE SERIES 2 RIBBONLYTE 3.0

Our Series 2 Static White RibbonLyte provides a 40% or more increase in lumens per watt, lumens per foot and LEDs per foot. Our Series 2 product line offers a 90+ CRI with tighter LED spacing and shorter cuttable lengths for improved design flexibility.

- 3.0 W/ft (9.8 W/m)
- Create a custom fixture with our channels
- 9 white color temperatures
- 90+ CRI
- 2-Step MacAdam ellipse binning
- Closet rated (standalone or surface channels)

### Applications:

Commercial      Hospitality      Residential  
Entertainment      Museums      Retail  
Healthcare      Public Spaces



**RoHS**

**IP20**

**IP65\***

**IP68**

\* 1800K, 2000K, 2200K are not available in IP65 and IP68



## ORDERING GUIDE

Category	CRI	Ribbon Type & IP Rating	Wattage & Color	
RB	90			
RB - RIBBONLYTE	90 - 90+ CRI Static White	<b>SWS220</b> - Static White Series 2 IP20	<b>3.018</b> - 3.0 W/ft 1800K (IP20 Only)	<b>3.030</b> - 3.0 W/ft 3000K
		<b>SWS265</b> - Static White Series 2 IP65	<b>3.020</b> - 3.0 W/ft 2000K (IP20 Only)	<b>3.035</b> - 3.0 W/ft 3500K
		(2400K, 2700K, 3000K, 3500K, 4000K, 6000K Only)	<b>3.022</b> - 3.0 W/ft 2200K (IP20 Only)	<b>3.040</b> - 3.0 W/ft 4000K
		<b>SWS268</b> - Static White Series 2 IP68	<b>3.024</b> - 3.0 W/ft 2400K	<b>3.060</b> - 3.0 W/ft 6000K
		(2400K, 2700K, 3000K, 3500K, 4000K, 6000K Only)	<b>3.027</b> - 3.0 W/ft 2700K	

## CONNECTION OPTIONS

### 1. End Feed Bare Wire Connection (Default Option)



### 2. IP67 Connector Input



### 3. Soldered Daisy Chain



### 4. Daisy Chain with IP67 Connectors



### 5. Bare Wire on Both Ends




### Standard cable length if not specified:

1. 12 in. cable with bare wire (custom length up to 20 feet)
2. Standard 12 in. cable with IP67 connectors (custom length up to 10 feet)
3. Daisy chain with 3 in. cable between runs (custom length up to 36 in.)
4. 3 in. cable between IP67 connector and RibbonLyte (custom length up to 18 in.)
5. Standard 12 in. cable with bare wire (custom length up to 10 feet)

Note: IP67 connectors are used for both IP20 and IP65/IP68 RibbonLyte







## AVAILABLE COLOR TEMPERATURES






Acolyte does not warrant or represent that the information is free from errors or omission. The information may change without notice and Acolyte is not in any way liable for the accuracy of any information printed and stored or in any way interpreted or used.

SPECIFICATIONS / DIAGRAM / USAGE GUIDELINES

STATIC WHITE SERIES 2 RIBBONLYTE 3.0									
Operating Voltage	24 V								
Power Consumption	3.0 W/ft (9.8 W/m)								
Current (mA) - 24V	125 mA/ft (410 mA/m)								
LED Pitch	49 LEDs/ft (160 LEDs/m)								
Protection Rating	IP20, IP65, IP68 (1800K, 2000K, and 2200K are only available in IP20)								
Dimming/Control	MLV / 0-10 Volt / Lutron Hi-lume 1% dimming & Hi-lume Premier 0.1% L3DO LED drivers / Lutron VIVE code compliance available / ELV / DALI								
Operating Temperature	-40° F to 158° F (-40° C to 70° C)								
Colors Temperatures	1800K	2000K	2200K	2400K	2700K	3000K	3500K	4000K	6000K
MacAdam's Ellipses (SDCM)	2-Step Binning								
Lumens	251 lm/ft (823 lm/m)	295 lm/ft (968 lm/m)	324 lm/ft (1063 lm/m)	336 lm/ft (1102 lm/m)	381 lm/ft (1250 lm/m)	399 lm/ft (1309 lm/m)	411 lm/ft (1348 lm/m)	402 lm/ft (1319 lm/m)	396 lm/ft (1299 lm/m)
Binning Tolerance	+/- 100K								
LED Beam Angle	120°								
Lamp Life	50,000 Hrs								
Cutable Length	1.97 in (50 mm)								
CRI - All Color Temp.	90+ CRI								
Lumens/Watt	84 lm/W	98 lm/W	108 lm/W	112 lm/W	127 lm/W	133 lm/W	137 lm/W	134 lm/W	132 lm/W
Constant Voltage	✓								
Certifications	UL 2108 Issued: 2016/06/17 Ed: 1 Rev: 2021/10/16 Low Voltage Lighting Systems. CSA C22.2 No. 250.0, General Requirements for Luminaires. ROHS compliant UL 2108. Suitable for use in closets, compliant with NFPA® 70, NEC® Section 410.16 (A)(3) and 410.16 (C)(5).								
Warranty	IP20: 6 years, IP65/68: 3 years								

24V DIMENSIONS	Top View	Side View	Dimensions
IP20	 <p>CUTTABLE EVERY: 1.97 in (50 mm)</p>		<b>Width</b> 0.31 in (8 mm) <b>Max Length*</b> 36 ft (11 m) <b>Height</b> 0.06 in (1.45 mm)
IP65	 <p>CUTTABLE EVERY: 1.97 in (50 mm)</p>		<b>Width</b> 0.31 in (8 mm) <b>Max Length*</b> 32 ft 8 in (10 m) <b>Height</b> 0.1 in (2.5 mm)
IP68	 <p>CUTTABLE EVERY: 1.97 in (50 mm)</p>		<b>Width</b> 0.44 in (11.18 mm) <b>Max Length*</b> 32 ft 8 in (10 m) <b>Height</b> 0.18 in (4.5 mm)

OPTIONAL ACCESSORY

0.5 in. VHB Tape	Flat Mounting Clip	Silicone Clip
 <p>Provides superior holding power in surface mounted applications Part Number: VHBTAPE0.5BK</p>	 <p>For mounting IP20/IP65 RibbonLyte Part Number: RBMNTSIL</p>	 <p>For mounting IP68 RibbonLyte Part Number: RBMNTSILW</p>

Note: RibbonLyte comes with an adhesive backing, but Acolyte recommends using VHB Tape for extra support in surface mounted applications.

USAGE GUIDELINES

- IP65 and IP68 RibbonLyte cannot be cut in the field. All custom cuts and connections for these models must be performed at the factory to ensure waterproofing standards are met. Any modification of the waterproofing will result in a void warranty.
- When installing this product, consider the surface temperature of the material where it will be mounted. Many building surfaces which are exposed to direct sunlight exceed the 70° C / 158° F maximum for which our product is rated. High-risk locations like this should be avoided.
- IP20 RibbonLyte products are for indoor use in dry areas. IP65 RibbonLyte products can be used in indoor dry/damp locations such as bathrooms and kitchens. IP68 RibbonLyte products can be used in wet, outdoor locations around pools and spa tubs, but our products are not intended to be submerged in pools and fountains and do not carry UL676 certification to do so.
- Please refer to the RibbonLyte Proper Usage Guide in our Application Guide for more information. Available for download at AcolyteLED.com.
- This product is compatible with a wide variety of control products including the entire line of Lutron dimming systems.
- For use with Acolyte drivers, 0-10V dimming modules and interface controllers (DMXINF models).
- Use with non-Acolyte supplied drivers is not supported or warrantied.
- Due to the nature of RibbonLyte products, cuttable lengths are generally longer or shorter than the customer requested length. Unless specified, RibbonLyte is factory cut at the shorter cuttable point.
- We reserve the right to make changes to product lineup, specifications, design and finishes at any time without notice.

CHANNEL COMPATIBILITY / CHANNEL OPTIONS

CHANNEL	IP20 IP65	IP68	SURFACE MOUNTED CHANNELS							
			LENS OPTIONS: C - Clear F - Frosted K - Black M - Milky NP - Narrow Prismatic WP - Wide Prismatic RM - Round Milky SM - Square Milky							
AC1	✓	✓								
AC2	✓	✓								
AC3	✓	✓								
AC4	✓	✓								
AC5	✓	✓								
AR1	✓		AC1 C, F, M	AC2 C, F, M	AC3 C, F, M	AC4 C, F, M	AC5 C, F, M	AS1 C, F, M	AS2 C, F, M	AS3 C, F, M
AR3	✓	✓								
AR8	✓									
AR10	✓									
AR16	✓	✓	AS6 C, F, M	AS10 C, M	AS12 RM	AS13 RM, SM	AS16 C, K, M	AS20G G	AS23 C, K, M, SM	AS30 M, RM, SM
AR20	✓	✓								
AR25	✓	✓								
AR30	✓	✓								
AR33										
AS1	✓		AT4 C, F, M	AT5 C, F, M	AW10 C, K, M	AW12 C, K, M, RM	AW14 C, K, M	B1 C, F, M	B2 RM	ROUND12 C, K, M
AS2	✓	✓								
AS3	✓	✓								
AS6	✓	✓								
AS10	✓									
AS12	✓	✓								
AS13	✓	✓								
AS16	✓	✓								
AS20G	✓									
AS23	✓	✓								
AS30	✓	✓								
AS53										
AT4	✓	✓								
AT5	✓	✓								
AW10	✓									
AW12	✓									
AW14	✓	✓								
AW38										
B1	✓									
B2	✓									
ROUND12	✓									
SC3	✓									
SC4	✓	✓								
SC5	✓	✓								
WH35	✓	✓								
CHANNEL	IP20 IP65	IP68	RECESSED CHANNELS							
			LENS OPTIONS: C - Clear F - Frosted K - Black M - Milky NP - Narrow Prismatic WP - Wide Prismatic RM - Round Milky SM - Square Milky							
AR1										
AR3										
AR8										
AR10										
AR16										
AR20										
AR25										
AR30										
AW10										
AW12										
AW14										
AW38										
B1										
B2										
ROUND12										
SC3										
SC4										
SC5										
WH35										

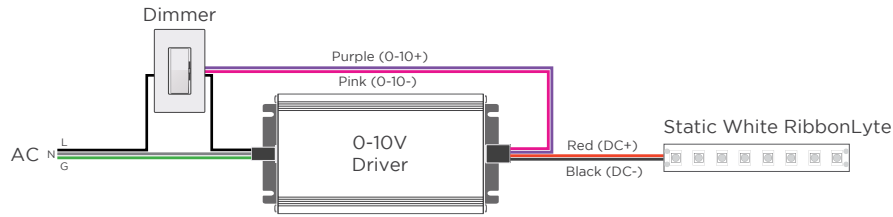
DISCLAIMER

When installing this product take into account the surface temperature of the material this product is mounted to. Many building surfaces which are exposed to direct sunlight exceed the 70°C/158°F maximum that our product is rated for. High risk locations like this should be avoided.

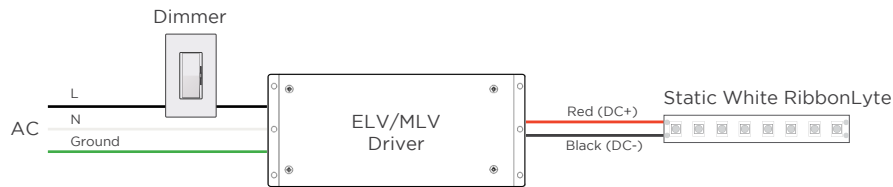
Our IP68 product is not intended to be submerged in pools and fountains and does not carry UL676 certification to do so.

## WIRING DIAGRAMS

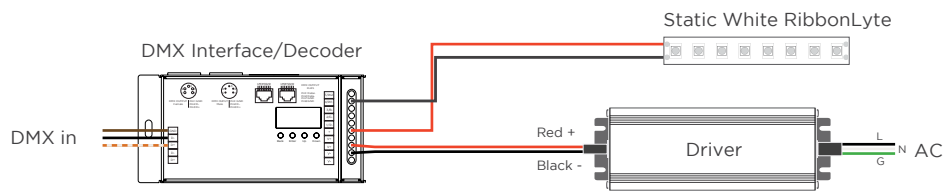
### 0-10V



### MLV / ELV



### DMX



### WIRE COLORS PER RIBBONLYTE COLOR

#### STATIC WHITE SERIES 2

Red Wire (+) Positive

Black Wire (-) Negative

## ACTUAL CONSUMED POWER

Length (ft   m)	Average Wattage (W/ft   W/m)	Actual Power Consumed (W)	Actual Current Drawn (mA)
36   11 (Max)	1.84   6	66.1	2754.2
35   10.7	1.84   6	64.3	2679.2
30   9.1	2   6.58	59.9	2495.8
25   7.6	2.08   6.83	51.9	2162.5
20   6.1	2.32   7.6	46.3	1929.2
15   4.6	2.43   7.91	36.4	1516.7
10   3	2.73   9.1	27.3	1137.5
5   1.5	2.68   8.93	13.4	558.3