

## 5.0 STATIC WHITE SERIES 2 RIBBONLYTE

Static White Series 2 RibbonLyte features stellar efficacy and even lumen output with a tight LED pitch for superior blending. This dimmable 90+ CRI RibbonLyte offers nine brilliant CCTs with short cut lengths for amazing design flexibility. Our Static White RibbonLyte products have earned an “excellent” TM66 rating for circularity. Title 24, JA8 compliant from 2200K-4000K.

- 5.0 W/ft (16.4 W/m)
- Create a custom fixture with our channels
- 9 white color temperatures
- 90+ CRI
- 1-Step MacAdam ellipse binning



RoHS

IP20

IP65\*

IP68\*



Declare.



\* 1800K, 2000K, 2200K are not available in IP65 and IP68



## ORDERING GUIDE

Category	CRI	Ribbon Type & IP Rating	Wattage & Color	
RB	90			
RB - RibbonLyte	90 - 90+ CRI	SWS220 - Static White Series 2 IP20	5.018 - 5.0 W/ft (16.4 W/m) 1800K (IP20 Only)	5.030 - 5.0 W/ft (16.4 W/m) 3000K
		SWS265 - Static White Series 2 IP65	5.020 - 5.0 W/ft (16.4 W/m) 2000K (IP20 Only)	5.035 - 5.0 W/ft (16.4 W/m) 3500K
		SWS268 - Static White Series 2 IP68	5.022 - 5.0 W/ft (16.4 W/m) 2200K (IP20 Only)	5.040 - 5.0 W/ft (16.4 W/m) 4000K
			5.024 - 5.0 W/ft (16.4 W/m) 2400K	5.060 - 5.0 W/ft (16.4 W/m) 6000K
			5.027 - 5.0 W/ft (16.4 W/m) 2700K	

## CONNECTION OPTIONS

### 1. End Feed Bare Wire Connection (Default Option)



### 2. IP67 Connector Input



### 3. Soldered Daisy Chain



### 4. Daisy Chain with IP67 Connectors




### 5. Bare Wire on Both Ends



### Standard cable length if not specified:

1. 12 in. cable with bare wire (custom length up to 20 feet)
  2. Standard 12 in. cable with IP67 connectors (custom length up to 10 feet)
  3. Daisy chain with 3 in. cable between runs (custom length up to 36 in.)
  4. 3 in. cable between IP67 connector and RibbonLyte (custom length up to 18 in.)
  5. Standard 12 in. cable with bare wire (custom length up to 10 feet)
- Note: IP67 connectors are used for both IP20 and IP65/IP68 RibbonLyte

## AVAILABLE COLOR TEMPERATURES









\* 1800K, 2000K, 2200K are not available in IP65 and IP68

Acolyte does not warrant or represent that the information is free from errors or omission. The information may change without notice and Acolyte is not in any way liable for the accuracy of any information printed and stored or in any way interpreted or used.




SPECIFICATIONS / DIAGRAM / USAGE GUIDELINES

5.0 STATIC WHITE SERIES 2 RIBBONLYTE

Operating Voltage	24 V								
Power Consumption	5.0 W/ft (16.4 W/m)								
Current (mA) - 24V	208 mA/ft (683 mA/m)								
LED Pitch	68 LEDs/ft (224 LEDs/m)								
Protection Rating	IP20, IP65, IP68 (1800K, 2000K, and 2200K are only available in IP20)								
Dimming/Control	MLV / 0-10 Volt / ELV / DALI								
Operating Temperature	-40 — 158 °F (-40 — 70 °C)								
Colors Temperatures	1800K	2000K	2200K	2400K	2700K	3000K	3500K	4000K	6000K
MacAdam ellipses (SDCM)	1-Step Binning								
Lumens	417 lm/ft (1367 lm/m)	488 lm/ft (1602 lm/m)	533 lm/ft (1749 lm/m)	550 lm/ft (1804 lm/m)	620 lm/ft (2034 lm/m)	670 lm/ft (2198 lm/m)	675 lm/ft (2214 lm/m)	670 lm/ft (2198 lm/m)	650 lm/ft (2132 lm/m)
Binning Tolerance	+/- 100K								
LED Beam Angle	120°								
Lifetime (L70 reported)	50,000 hours								
Cutable Length	1.41 in (35.70 mm)								
CRI - All Color Temp.	90+ CRI								
Lumens/Watt	83 lm/W	98 lm/W	107 lm/W	110 lm/W	124 lm/W	134 lm/W	135 lm/W	134 lm/W	130 lm/W
Constant Voltage	✓								
Certifications	UL 2108 Issued: 2016/06/17 Ed: 1 Rev: 2021/10/16 Low Voltage Lighting Systems. CSA C22.2 No. 250.0, General Requirements for Luminaires. RoHS compliant.								
Warranty	IP20: 6 years, IP65/68: 3 years								

24V DIMENSIONS	Top View	Side View	Dimensions
IP20	 <p>CUTTABLE EVERY: 1.41 in (35.70 mm)</p>		<p>Width 0.39 in (10 mm)</p> <p>Max Length* 33 ft 4 in (10.1 m)</p> <p>Height 0.06 in (1.45 mm)</p>
IP65	 <p>CUTTABLE EVERY: 1.41 in (35.70 mm)</p>		<p>Width 0.39 in (10 mm)</p> <p>Max Length* 32 ft 8 in (10 m)</p> <p>Height 0.1 in (2.5 mm)</p>
IP68	 <p>CUTTABLE EVERY: 1.41 in (35.70 mm)</p>		<p>Width 0.52 in (13.21 mm)</p> <p>Max Length* 32 ft 8 in (10 m)</p> <p>Height 0.18 in (4.5 mm)</p>

OPTIONAL ACCESSORY

0.5 in. VHB Tape	Flat Mounting Clip	Silicone Clip
 <p>Provides superior holding power in surface mounted applications Part Number: VHBTAPE0.5BK</p>	 <p>For mounting IP20/IP65 RibbonLyte Part Number: RBMNTSIL</p>	 <p>For mounting IP68 RibbonLyte Part Number: RBMNTSILW</p>

Note: RibbonLyte comes with an adhesive backing, but Acolyte recommends using VHB Tape for extra support in surface mounted applications.

USAGE GUIDELINES

- IP65 and IP68 RibbonLyte cannot be cut in the field. All custom cuts and connections for these models must be performed at the factory to ensure waterproofing standards are met. Any modification of the waterproofing will result in a void warranty.
- When installing this product, consider the surface temperature of the material where it will be mounted. Many building surfaces which are exposed to direct sunlight exceed the 70 °C / 158 °F maximum for which our product is rated. High-risk locations like this should be avoided.
- IP20 RibbonLyte products are for indoor use in dry areas. IP65 RibbonLyte products can be used in indoor dry/damp locations such as bathrooms and kitchens. IP68 RibbonLyte products can be used in wet, outdoor locations around pools and spa tubs, but our products are not intended to be submerged in pools and fountains and do not carry UL676 certification to do so.
- Please refer to the RibbonLyte Proper Usage Guide in our Application Guide for more information. Available for download at AcolyteLED.com.
- This product is compatible with a wide variety of control products including the entire line of Lutron dimming systems.
- For use with Acolyte drivers, 0-10V dimming modules and interface controllers (DMXINF models).
- Use with non-Acolyte supplied drivers is not supported or warrantied.
- Due to the nature of RibbonLyte products, cuttable lengths are generally longer or shorter than the customer requested length. Unless specified, RibbonLyte is factory cut at the shorter cuttable point.
- We reserve the right to make changes to product lineup, specifications, design and finishes at any time without notice.

CHANNEL COMPATIBILITY / CHANNEL OPTIONS

CHANNEL	IP20 IP65	IP68	SURFACE CHANNELS					
AC1	✓							
AC2	✓							
AC3	✓							
AC4	✓	✓						
AC5	✓	✓						
AR1	✓							
AR3	✓	✓						
AR10								
AR16	✓	✓						
AR20	✓	✓						
AR25	✓	✓						
AR30	✓	✓						
AR33								
AS1	✓							
AS2	✓							
AS3	✓	✓						
AS6	✓	✓						
AS10								
AS13	✓	✓						
AS16	✓	✓						
AS20G	✓							
AS23	✓	✓						
AS30	✓	✓						
AS53								
AT4	✓	✓						
AT5	✓	✓						
AW12	✓							
AW14	✓	✓						
AW38	✓	✓						
B1	✓							
SC3	✓							
SC4	✓	✓						
SC5	✓	✓						
WH35	✓	✓						
CORNER CHANNELS								
AC1								
AC2								
AC3								
AC4								
AC5								
RECESSED CHANNELS								
AR1								
AR3								
AR16								
AR20								
AR25								
AR30								
MUD-IN CHANNELS								
AW14								
SC3								
SC4								
SC5								

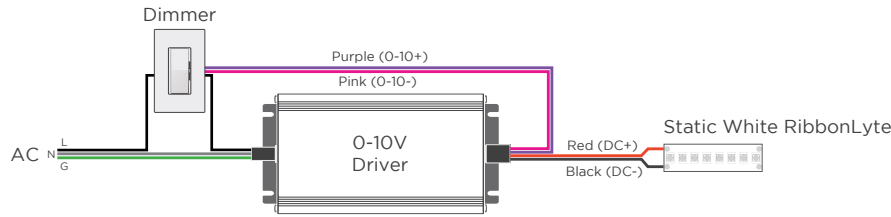
DISCLAIMER

When installing this product take into account the surface temperature of the material this product is mounted to. Many building surfaces which are exposed to direct sunlight exceed the 70°C/158°F maximum that our product is rated for. High risk locations like this should be avoided.

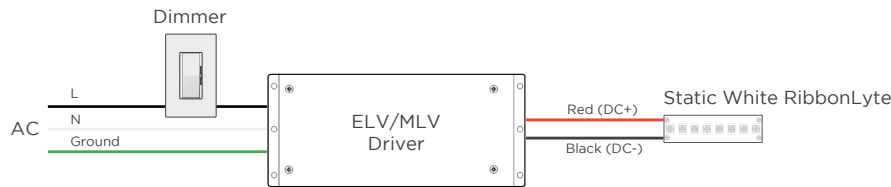
Our IP68 product is not intended to be submerged in pools and fountains and does not carry UL676 certification to do so.

## WIRING DIAGRAMS

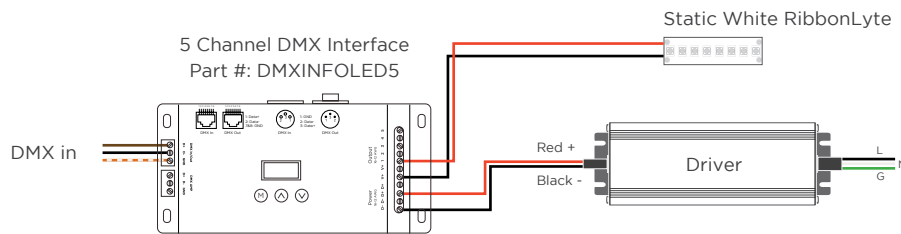
### 0-10V



### MLV / ELV



### DMX



### WIRE COLORS PER RIBBONLYTE COLOR

#### STATIC WHITE SERIES 2

Red Wire (+) Positive

Black Wire (-) Negative

## ACTUAL POWER CONSUMPTION

Length (ft)	Length (m)	Actual Power Consumed (W)	Average Wattage (W/ft)	Average Wattage (W/m)	Actual Current Drawn (A)
5	1.52	24.66	4.93	16.18	1.028
10	3.05	47.41	4.74	15.55	1.975
15	4.57	66.65	4.44	14.57	2.777
20	6.10	82.32	4.12	13.50	3.430
25	7.62	90.59	3.62	11.89	3.775
30	9.15	93.10	3.10	10.18	3.879
33.33	10.16	94.77	2.84	9.33	3.949

**NOTE:** Quotes use nominal values. We highly recommend using nominal wattages for all customer calculations. Allow for a 15% buffer (10% driver, 5% fixture) in these calculations as performance may vary. Acolyte is not liable for product performance if these tables are used instead of nominal values when orders are placed.

REV.03JUN2025

#### GLOBAL HQ

320 Murray Hill Pkwy  
East Rutherford, NJ 07073  
U.S.  
T: (+1) 212 629 6830  
E: Sales-US@GENLEDBrands.com

#### EUROPEAN HQ

Hogeweyselaan 119  
1382 JK Weesp  
Netherlands  
T: (+31) 346 235 000  
E: SalesEurope@GENLEDBrands.com

#### MEINA HQ

PO Box 371378, #823, Building 4EA  
Dubai Airport Free Zone  
Dubai, UAE  
T: (+971) 4 701 7901  
E: SalesMEINA@genledbrands.com

#### ASIA-PACIFIC HQ

Room 402, Building D  
Shensi Tongchuang Science and Technology Park  
No. 16 Hongyin Road  
Xingqiang Community, Xinhua Street  
Guangming District, Shenzhen, China 518107  
T: (+86) 755 8529 0710  
E: Sales-Pacific@GENLEDBrands.com