

STATIC WHITE SERIES 2 RIBBONLYTE 5.0

Our Series 2 Static White RibbonLyte provides a 40% or more increase in lumens per watt, lumens per foot and LEDs per foot. Our Series 2 product line offers a 90+ CRI with tighter LED spacing and shorter cuttable lengths for improved design flexibility.

- 5.0 W/ft (16.4 W/m)
- Create a custom fixture with our channels
- 9 white color temperatures
- 90+ CRI
- 2-Step MacAdam ellipse binning



Applications:

Commercial Entertainment Healthcare Hospitality Museums Public Spaces Residential Retail



RoHS

IP20

IP65*

IP68*

* 1800K, 2000K, 2200K are not available in IP65 and IP68



ORDERING GUIDE

Category	CRI	Ribbon Type & IP Rating	Wattage & Color	
RB	90			
RB - RIBBONLYTE	90 - 90+ CRI Static White	SWS220 - Static White Series 2 IP20 SWS265 - Static White Series 2 IP65 (2400K, 2700K, 3000K, 3500K, 4000K, 6000K Only) SWS268 - Static White Series 2 IP68 (2400K, 2700K, 3000K, 3500K, 4000K, 6000K Only)	5.018 - 5.0 W/ft 1800K (IP20 Only) 5.020 - 5.0 W/ft 2000K (IP20 Only) 5.022 - 5.0 W/ft 2200K (IP20 Only) 5.024 - 5.0 W/ft 2400K 5.027 - 5.0 W/ft 2700K	5.030 - 5.0 W/ft 3000K 5.035 - 5.0 W/ft 3500K 5.040 - 5.0 W/ft 4000K 5.060 - 5.0 W/ft 6000K

CONNECTION OPTIONS

1. End Feed Bare Wire Connection (Default Option)



2. IP67 Connector Input



3. Soldered Daisy Chain



4. Daisy Chain with IP67 Connectors



5. Bare Wire on Both Ends




Standard cable length if not specified:

1. 12 in. cable with bare wire (custom length up to 20 feet)
2. Standard 12 in. cable with IP67 connectors (custom length up to 10 feet)
3. Daisy chain with 3 in. cable between runs (custom length up to 36 in.)
4. 3 in. cable between IP67 connector and RibbonLyte (custom length up to 18 in.)
5. Standard 12 in. cable with bare wire (custom length up to 10 feet)

Note: IP67 connectors are used for both IP20 and IP65/IP68 RibbonLyte

AVAILABLE COLOR TEMPERATURES









Acolyte does not warrant or represent that the information is free from errors or omission. The information may change without notice and Acolyte is not in any way liable for the accuracy of any information printed and stored or in any way interpreted or used.




SPECIFICATIONS / DIAGRAM / USAGE GUIDELINES

STATIC WHITE SERIES 2 RIBBONLYTE 5.0

Operating Voltage	24 V									
Power Consumption	5.0 W/ft (16.4 W/m)									
Current (mA) - 24V	208 mA/ft (683 mA/m)									
LED Pitch	68 LEDs/ft (224 LEDs/m)									
Protection Rating	IP20, IP65, IP68 (1800K, 2000K, and 2200K are only available in IP20)									
Dimming/Control	MLV / 0-10 Volt / ELV / DALI									
Operating Temperature	-40° F to 158° F (-40° C to 70° C)									
Colors Temperatures	1800K	2000K	2200K	2400K	2700K	3000K	3500K	4000K	6000K	
MacAdam's Ellipses (SDCM)	2-Step Binning									
Lumens	417 lm/ft (1367 lm/m)	488 lm/ft (1602 lm/m)	533 lm/ft (1749 lm/m)	550 lm/ft (1804 lm/m)	620 lm/ft (2034 lm/m)	670 lm/ft (2198 lm/m)	675 lm/ft (2214 lm/m)	670 lm/ft (2198 lm/m)	650 lm/ft (2132 lm/m)	
Binning Tolerance	+/- 100K									
LED Beam Angle	120°									
Lamp Life	50,000 Hrs									
Cutable Length	1.41 in (35.70 mm)									
CRI - All Color Temp.	90+ CRI									
Lumens/Watt	83 lm/W	98 lm/W	107 lm/W	110 lm/W	124 lm/W	134 lm/W	135 lm/W	134 lm/W	130 lm/W	
Constant Voltage	✓									
Certifications	UL 2108 Issued: 2016/06/17 Ed: 1 Rev: 2021/10/16 Low Voltage Lighting Systems. CSA C22.2 No. 250.0, General Requirements for Luminaires. RoHS compliant.									
Warranty	IP20: 6 years, IP65/68: 3 years									

24V DIMENSIONS	Top View	Side View	Dimensions
IP20	 CUTTABLE EVERY: 1.41 in (35.70 mm)		Width 0.39 in (10 mm) Max Length* 33 ft 4 in (10.1 m) Height 0.06 in (1.45 mm)
IP65	 CUTTABLE EVERY: 1.41 in (35.70 mm)		Width 0.39 in (10 mm) Max Length* 32 ft 8 in (10 m) Height 0.1 in (2.5 mm)
IP68	 CUTTABLE EVERY: 1.41 in (35.70 mm)		Width 0.52 in (13.21 mm) Max Length* 32 ft 8 in (10 m) Height 0.18 in (4.5 mm)

OPTIONAL ACCESSORY

0.5 in. VHB Tape	Flat Mounting Clip	Silicone Clip
 <p>Provides superior holding power in surface mounted applications Part Number: VHBTAPE0.5BK</p>	 <p>For mounting IP20/IP65 RibbonLyte Part Number: RBMNTSIL</p>	 <p>For mounting IP68 RibbonLyte Part Number: RBMNTSILW</p>

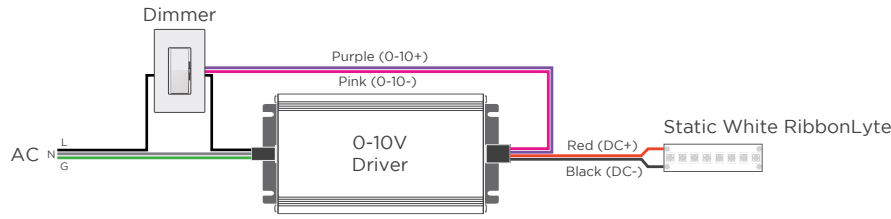
Note: RibbonLyte comes with an adhesive backing, but Acolyte recommends using VHB Tape for extra support in surface mounted applications.

USAGE GUIDELINES

- IP65 and IP68 RibbonLyte cannot be cut in the field. All custom cuts and connections for these models must be performed at the factory to ensure waterproofing standards are met. Any modification of the waterproofing will result in a void warranty.
- When installing this product, consider the surface temperature of the material where it will be mounted. Many building surfaces which are exposed to direct sunlight exceed the 70° C / 158° F maximum for which our product is rated. High-risk locations like this should be avoided.
- IP20 RibbonLyte products are for indoor use in dry areas. IP65 RibbonLyte products can be used in indoor dry/damp locations such as bathrooms and kitchens. IP68 RibbonLyte products can be used in wet, outdoor locations around pools and spa tubs, but our products are not intended to be submerged in pools and fountains and do not carry UL676 certification to do so.
- Please refer to the RibbonLyte Proper Usage Guide in our Application Guide for more information. Available for download at AcolyteLED.com.
- This product is compatible with a wide variety of control products including the entire line of Lutron dimming systems.
- For use with Acolyte drivers, 0-10V dimming modules and interface controllers (DMXINF models).
- Use with non-Acolyte supplied drivers is not supported or warrantied.
- Due to the nature of RibbonLyte products, cuttable lengths are generally longer or shorter than the customer requested length. Unless specified, RibbonLyte is factory cut at the shorter cuttable point.
- We reserve the right to make changes to product lineup, specifications, design and finishes at any time without notice.

WIRING DIAGRAMS

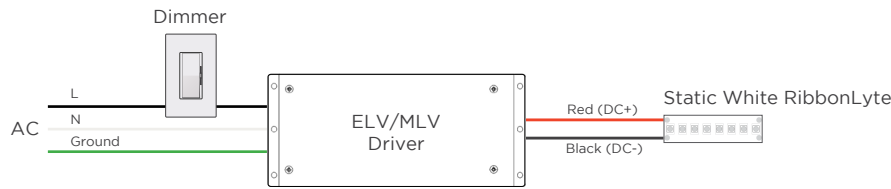
0-10V



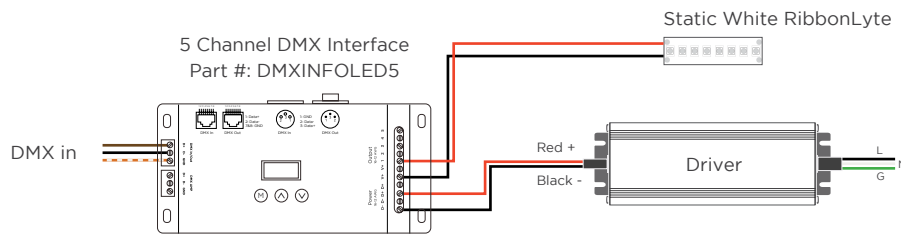
WIRE COLORS PER RIBBONLYTE COLOR

STATIC WHITE SERIES 2
Red Wire (+) Positive
Black Wire (-) Negative

MLV / ELV



DMX



ACTUAL POWER CONSUMPTION

Length (ft)	Length (m)	Actual Power Consumed (W)	Average Wattage (W/ft)	Average Wattage (W/m)	Actual Current Drawn (A)
5	1.52	24.66	4.93	16.18	1.028
10	3.05	47.41	4.74	15.55	1.975
15	4.57	66.65	4.44	14.57	2.777
20	6.10	82.32	4.12	13.50	3.430
25	7.62	90.59	3.62	11.89	3.775
30	9.15	93.10	3.10	10.18	3.879
33.33	10.16	94.77	2.84	9.33	3.949

NOTE: Quotes use nominal values. We highly recommend using nominal wattages for all customer calculations. Allow for a 15% buffer (10% driver, 5% fixture) in these calculations as performance may vary. Acolyte is not liable for product performance if these tables are used instead of nominal values when orders are placed.

REV.16OCT2024

GLOBAL HQ

320 Murray Hill Pkwy
East Rutherford, NJ 07073
T: (+1) 212 629 6830
E: Sales-US@GENLEDBrands.com

EUROPEAN HQ

De Corridor 16K
36212B Breukelen
Netherlands
T: (+31) 346 235 000
E: SalesEurope@GENLEDBrands.com

MEINA HQ

PO Box 371378, #823, Building 4EA
Dubai Airport Free Zone, Dubai, UAE
T: (+971) 4 701 7901
E: SalesMEINA@genlebrands.com

ASIA-PACIFIC HQ

Room 402, Building D
Shenshi Tongchuang Science and Technology Park
No. 16 Hongyin Road
Xingqiang Community, Xihu Street
Guangming District, Shenzhen, China 518107
Sales: (+86) 139 1836 3905
Office: (+86) 755 8529 0710
E: Sales-Pacific@GENLEDBrands.com

[linkedin.com/company/genledacolyte](https://www.linkedin.com/company/genledacolyte)

[facebook.com/acolyteled](https://www.facebook.com/acolyteled)

[instagram.com/acolyte_led](https://www.instagram.com/acolyte_led)