

WARM DIM 5.2 RIBBONLYTE

Warm Dim RibbonLyte uses dual chip LEDs to gradually dim from 2900K at full brightness to 2000K before switching off - just like an incandescent lamp! A 0-10V dimmer or dimming system, a 24V driver, Warm Dim Module, and Warm Dim RibbonLyte is all you need.

Excellent color mixing, tight LED spacing, and a smooth dimming gradient make Warm Dim RibbonLyte a great replacement for incandescent lighting.



- Use with our channel profiles to create a custom fixture
- 0-10V dimmable
- 2-in-1 dual chip 3527 LEDs (IP20: 2900K + 2000K, IP65/IP68: 2700K + 2100K)
- 5.2 W/ft (17 W/m)
- 24 Volt input
- 36 LEDs/ft (120 LEDs/m)
- Cuttable every 3.94 in (100 mm)
- Warm Dim Module required

Applications:

Commercial	Hospitality	Residential
Entertainment	Museums	Retail
Healthcare	Public Spaces	



ORDERING GUIDE

Category	CRI	Ribbon Type & IP Rating	Wattage + Color
RB	0		
RB - RibbonLyte	0 - Color Changing	WD20 - Warm Dim IP20 WD65 - Warm Dim IP65 WD68 - Warm Dim IP68	5.22920 - 5.2 W/ft 2900K-2000K 5.22721 - 5.2 W/ft 2700K-2100K

CONNECTION OPTIONS

1. End Feed Bare Wire Connection (Default Option)



2. IP67 Connector Input



3. Soldered Daisy Chain



4. Daisy Chain with IP67 Connectors



5. Bare Wire on Both Ends



Standard cable length if not specified:

1. 12 in. cable with bare wire (custom length up to 20 feet)
2. Standard 12 in. cable with IP67 connectors (custom length up to 10 feet)
3. Daisy chain with 3 in. cable between runs (custom length up to 36 in.)
4. 3 in. cable between IP67 connector and RibbonLyte (custom length up to 18 in.)
5. Standard 12 in. cable with bare wire (custom length up to 10 feet)

Note: IP67 connectors are used for both IP20 and IP65/IP68 RibbonLyte

AVAILABLE COLOR TEMPERATURES






WD

SPECIFICATIONS / DIAGRAM / USAGE GUIDELINES

WARM DIM 5.2 RIBBONLYTE	
Operating Voltage	24 V
Power Consumption	5.2 W/ft (17 W/m)
Current (mA) - 24V	217 mA/ft (711 mA/m)
LED Pitch	36 LEDs/ft (120 LEDs/m)
Protection Rating	IP20, IP65, IP68
Dimming	0-10V
Operating Temperature	-40° C to 70° C
Color Temperatures	2900K/2000K (IP20), 2700/2100 (IP65/IP68)
MacAdam's Ellipses (SDCM)	3-step binning
Lumens	288 lm/ft (945 lm/m) LEDs at 100%
Binning Tolerance	+/- 150K
LED Beam Angle	120°
Lamp Life	50,000 Hours
Cutable Length - 24V	3.94 in (100 mm)
CRI	80+
Max Length*	16.4 ft (5 m)
Lumens/Watt	55 lm/W
Cable Length	12 in (30.5 cm)
Certifications	UL 2108 Issued: 2016/06/17 Ed: 1 Rev: 2021/10/16 Low Voltage Lighting Systems. CSA C22.2 No. 250.0, General Requirements for Luminaires. ROHS compliant.
Constant Voltage	✓
Percent Light Intensity / CCT	100% Brightness 75% Brightness 50% Brightness 25% Brightness 1% Brightness
CCT for IP20	2900K 2700K 2450K 2225K 2000K
CCT for IP65/IP68	2700K 2550K 2400K 2250K 2100K

24V DIMENSIONS	Top View	Side View	Dimensions
IP20	 CUTTABLE EVERY: 3.94 in (100 mm)		Width 0.39 in (10 mm) Max Length* 16.4 ft (5 m) Height 0.09 in (2.3 mm)
IP65	 CUTTABLE EVERY: 3.94 in (100 mm)		Width 0.39 in (10 mm) Max Length* 16.4 ft (5 m) Height 0.125 in (3.2 mm)
IP68	 CUTTABLE EVERY: 3.94 in (100 mm)		Width 0.52 in (13.2 mm) Max Length* 16.4 ft (5 m) Height 0.19 in (4.8 mm)

OPTIONAL ACCESSORY

 <p>0.5 in. VHB Tape Provides superior holding power in surface mounted applications Part Number: VHBTAPE0.5BK</p>	 <p>Flat Mounting Clip For mounting IP20/IP65 RibbonLyte Part Number: RBMNTSIL</p>	 <p>Silicone Clip For mounting IP68 RibbonLyte Part Number: RBMNTSILW</p>
--	--	---

Note: RibbonLyte comes with an adhesive backing, but Acolyte recommends using VHB Tape for extra support in surface mounted applications.

DIMMER COMPATABILITY

LUTRON 0-10V DIMMERS 5.2


DIVA



Acolyte Part Number:
LVDIMDIVA-WHITE

Lutron Part Number:
DVSTV-WH

NOVA T



Acolyte Part Number:
LVDIMNOVA-WHITE

Lutron Part Number:
NTSTV-DV-WH

0-10V Dimmable 90W VW/WD Driver

0-10V



Acolyte Part Number:
DRVRFWDVW2490120

Dimensions:
8.4 x 4.1 x 1.5 in. (213 x 104 x 38 mm)

USAGE GUIDELINES

- IP65 and IP68 RibbonLyte cannot be cut in the field. All custom cuts and connections for these models must be performed at the factory to ensure waterproofing standards are met. Any modification of the waterproofing will result in a void warranty.
- When installing this product, consider the surface temperature of the material where it will be mounted. Many building surfaces which are exposed to direct sunlight exceed the 70° C / 158° F maximum for which our product is rated. High-risk locations like this should be avoided.
- IP20 RibbonLyte products are for indoor use in dry areas. IP65 RibbonLyte products can be used in indoor dry/damp locations such as bathrooms and kitchens. IP68 RibbonLyte products can be used in wet, outdoor locations around pools and spa tubs, but our products are not intended to be submerged in pools and fountains and do not carry UL676 certification to do so.
- Please refer to the RibbonLyte Proper Usage Guide in our Application Guide for more information. Available for download at AcolyteLED.com.
- This product is compatible with a wide variety of control products including the entire line of Lutron dimming systems.
- For use with Acolyte drivers, 0-10V dimming modules and interface controllers (DMXINF models).
- Use with non-Acolyte supplied drivers is not supported or warrantied.
- Due to the nature of RibbonLyte products, cuttable lengths are generally longer or shorter than the customer requested length. Unless specified, RibbonLyte is factory cut at the shorter cuttable point.
- We reserve the right to make changes to product lineup, specifications, design and finishes at any time without notice.

Acolyte does not warrant or represent that the information is free from errors or omission. The information may change without notice and Acolyte is not in any way liable for the accuracy of any information printed and stored or in any way interpreted or used.

CHANNEL COMPATIBILITY / CHANNEL OPTIONS

CHANNEL	IP20 IP65	IP68	SURFACE CHANNELS						
AC1	✓								
AC2	✓								
AC3	✓								
AC4	✓	✓							
AC5	✓	✓							
AR1	✓								
AR3	✓	✓							
AR8									
AR10									
AR16	✓	✓							
AR20	✓	✓							
AR25	✓	✓							
AR30	✓	✓							
AR33									
AS1	✓								
AS2	✓								
AS3	✓	✓							
AS6	✓	✓							
AS10									
AS12	✓	✓							
AS13	✓	✓							
AS16	✓	✓							
AS20G	✓								
AS23	✓	✓							
AS30	✓	✓							
AS53									
AT4	✓	✓							
AT5	✓	✓							
AW12	✓								
AW38	✓	✓							
B1	✓								
B2	✓								
ROUND12	✓								
SC3	✓								
SC4	✓	✓							
SC5	✓	✓							
WH35	✓	✓							
			CORNER CHANNELS						
AC1	✓	✓							
AC2	✓	✓							
AC3	✓	✓							
AC4	✓	✓							
AC5	✓	✓							
AW12	✓	✓							
AW14	✓	✓							
AW38	✓	✓							
B1	✓								
B2	✓								
ROUND12	✓								
SC3	✓								
SC4	✓	✓							
SC5	✓	✓							
WH35	✓	✓							
			RECESSED CHANNELS						
AR1	✓								
AR3	✓								
AR16	✓								
AR20	✓								
AR25	✓								
AR30	✓								
AW14	✓								
B1	✓								
B2	✓								
ROUND12	✓								
SC3	✓								
SC4	✓	✓							
SC5	✓	✓							
WH35	✓	✓							
			MUD-IN CHANNELS						
SC3	✓								
SC4	✓								
SC5	✓								

DISCLAIMER

When installing this product take into account the surface temperature of the material this product is mounted to. Many building surfaces which are exposed to direct sunlight exceed the 70°C/158°F maximum that our product is rated for. High risk locations like this should be avoided.

Our IP68 product is not intended to be submerged in pools and fountains and does not carry UL676 certification to do so.

WIRING DIAGRAMS

