




Date _____ Project _____

Notes _____

RIGID AC

Perfect for cabinets and covers to create a seamless glow with no points of light in view. The Rigid AC line has features like dimming, snap fit, linkable design, jumper cables and mounting clips. Easy to use and versatile, these fixtures are great as new installs or retrofits. Rigid AC fixtures do not require a driver and feature an in-line on/off switch.

- Ideal for Coves, Under-Cabinet, Toe Kick, and Accent lighting
- Available in 6 lengths: 9 in, 13.5 in, 22.63 in, 34.5 in, 46.3 in, 58 in (228.6 mm, 342.9 mm, 584.2 mm, 876.3 mm, 1.18 m, 1.47 m)
- On/Off switch on every fixture except for the 9 in. version
- 5 color temperatures
- Daisy-chainable with no spacing or shadows
- 120V AC (dimnable with Forward-Phase Dimmer)



Applications:

- | | | |
|---------------|---------------|-------------|
| Commercial | Hospitality | Residential |
| Entertainment | Museums | Retail |
| Healthcare | Public Spaces | |

UL **RoHS** **IP20** **TITLE 24/JA8**

ORDERING GUIDE

| Category | Input Voltage | Length | Color Temp. | Feed Option |
|----------------|--|---|--|-------------------------------------|
| RAC | 120 | | | |
| RAC - Rigid AC | 120 - 120V AC (Dimmable with Forward-Phase Dimmer) | 9 - 9 in (228.6 mm) 13 - 13.5 in (342.9 mm) 23 - 22.63 in (584.2 mm) 34 - 34.5 in (876.3 mm) 46 - 46.3 in (1.18 m) 58 - 58 in (1.47 m) | 27 - 2700K 29 - 2900K 35 - 3500K 41 - 4100K 62 - 6200K | PL - 120VAC Plug HW - Hard Wired |


Included Accessories:

- (1) 6 ft (1.83 m) Power Feed
- (2) Mounting Clips
- (1) Coupler Per Fixture
- (2) Right Angle Mounting Clips

Optional Accessories:

- 6 in Jumper Cable (152 mm)
Part No. : RACJUMP6
- 12 in Jumper Cable (304 mm)
Part No. :RACJUMP12
- 24 in Jumper Cable (609 mm)
Part No. :RACJUMP24
- 36 in Jumper Cable (914 mm)
Part No. :RACJUMP36
- Junction Box (optional dimming)
Part No.:RACJBOX
* Only available for 120V version



AVAILABLE COLOR TEMPERATURES



(2700K and 3500K available only in 120V AC version)

SPECIFICATIONS / DIMENSIONS

| | 9 IN | 13.5 IN | 22.63 IN |
|-------------------------|---|---|---|
| Operating Voltage | 120V AC (dimnable with Forward-Phase Dimmer) | | |
| Power Consumption | 3 W | 5 W | 9 W |
| Protection Rating IP20 | ✓ | ✓ | ✓ |
| Ambient Temperature | -4° F to 122° F (-20° C to 50° C) | -4° F to 122° F (-20° C to 50° C) | -4° F to 122° F (-20° C to 50° C) |
| Color Temperature | 2700K, 2900K, 3500K, 4100K, 6200K | | |
| LEDs per Fixture | 22 | 36 | 60 |
| Total Lumens | 268 | 460 | 850 |
| Binning Tolerance | 2700K: +/- 100K, 2900K: +/- 100K, 3500K: +/- 150K, 4100K: +/- 150K, 6200K: +/- 250K | | |
| LED Beam Angle | 120° | 120° | 120° |
| Lamp Life | 30,000 Hours | 30,000 Hours | 30,000 Hours |
| CRI | 80+ CRI** | 80+ CRI** | 80+ CRI** |
| Lumens per Watt | 89.3 lm/W | 92 lm/W | 94.4 lm/W |
| Max Daisy-Chained Units | 20 | 20 | 20 |
| Power Feed Length | 6 ft (1.83m) | 6 ft (1.83m) | 6 ft (1.83m) |
| Jumper Cable | 6 in, 12 in, 24 in, 36 in (152.mm, 304 mm, 609 mm, 914 mm) | 6 in, 12 in, 24 in, 36 in (152.mm, 304 mm, 609 mm, 914 mm) | 6 in, 12 in, 24 in, 36 in (152.mm, 304 mm, 609 mm, 914 mm) |
| Coupler | Included | Included | Included |
| Weight | 0.2 lbs (97 g) | 0.27 lbs (126 g) | 0.43 lbs (197 g) |




| DIMENSIONS | 9 IN | 13.5 IN | 22.63 IN |
|------------|--|--------------------|---------------------|
| |  | | |
| Width | 0.98 in (24.8 mm) | 0.98 in (24.8 mm) | 0.98 in (24.8 mm) |
| Length | 9 in (228.6 mm) | 13.5 in (342.9 mm) | 22.63 in (574.8 mm) |
| Height | 1.3 in (33 mm) | 1.3 in (33 mm) | 1.3 in (33 mm) |
| |  | | |

**CRI greater than 90 is available upon request. Please contact Sales Support sales-us@GENLEDBrands.com

***6 in, 12 in, 24 in, 36 in (152 mm, 304 mm, 609 mm, 914 mm) length Jumper Cables are sold separately.

SPECIFICATIONS / DIMENSIONS

| | 34.5 IN | 46.3 IN | 58 IN |
|-------------------------|---|--|--|
| Operating Voltage | 120V AC (dimnable with Forward-Phase Dimmer) | | |
| Power Consumption | 14 W | 18 W | 22 W |
| Protection Rating IP20 | ✓ | ✓ | ✓ |
| Ambient Temperature | -20° C to 50° C | -20° C to 50° C | -20° C to 50° C |
| Color Temperature | 2700K, 2900K, 3500K, 4100K, 6200K | | |
| LEDs per Fixture | 88 | 120 | 156 |
| Total Lumens | 1300 | 1670 | 2000 |
| Binning Tolerance | 2700K: +/- 100K, 2900K: +/- 100K, 3500K: +/- 150K, 4100K: +/- 150K, 6200K: +/- 250K | | |
| LED Beam Angle | 120° | 120° | 120° |
| Lamp Life | 30,000 Hours | 30,000 Hours | 30,000 Hours |
| CRI | 80+ CRI** | 80+ CRI** | 80+ CRI** |
| Lumens per Watt | 92.9 lm/W | 92.8 lm/W | 90.9 lm/W |
| Max Daisy-Chained Units | 14 | 11 | 9 |
| Power Feed Length | 6 ft (1.83m) | 6 ft (1.83m) | 6 ft (1.83m) |
| Jumper Cable | 6 in, 12 in, 24 in, 36 in (152.mm, 304 mm, 609 mm, 914 mm) | 6 in, 12 in, 24 in, 36 in (152.mm, 304 mm, 609 mm, 914 mm) | 6 in, 12 in, 24 in, 36 in (152.mm, 304 mm, 609 mm, 914 mm) |
| Coupler | Included | Included | Included |
| Weight | 0.59 lbs (269 g) | 0.75 lbs (338 g) | 0.90 lbs (409 g) |

| DIMENSIONS | 34.5 IN | 46.3 IN | 58 IN |
|------------|--|-------------------|-------------------|
| |  | | |
| Width | 0.98 in (24.8 mm) | 0.98 in (24.8 mm) | 0.98 in (24.8 mm) |
| Length | 34.5 in (876.3 mm) | 46.3 in (1176 mm) | 58 in (1473.2 mm) |
| Height | 1.3 in (33 mm) | 1.3 in (33 mm) | 1.3 in (33 mm) |
| |   | | |

**CRI greater than 90 is available upon request. Please contact Sales Support sales-us@GENLEDBrands.com

***6 in, 12 in, 24 in, 36 in (152 mm, 304 mm, 609 mm, 914 mm) length Power Feeds and Jumper Cables are sold separately.

USAGE GUIDELINES / ACCESSORIES

INCLUDED ACCESSORIES



6 ft Power Feed with AC Plug (1.83 m)

End feed power cable requires a minimum 1.299 in (33.0 mm) between the end of the fixture and the next perpendicular surface to account for length of molded connector and to allow the wire to bend.



Coupler

Each coupler adds 0.017 in (0.43 mm) to the total length of connected fixtures.



or 6 ft Power Feed Hard Wire (1.83 m)



Mounting Clips
with 2 Screws



Right Angle Mounting Clips
with 2 Screws

OPTIONAL ACCESSORIES



6 in Jumper Cable (152 mm)
RACJUMP6



24 in Jumper Cable (609 mm)
RACJUMP24



12 in Jumper Cable (304 mm)
RACJUMP12



36 in Jumper Cable (914 mm)
RACJUMP36



Junction Box
RACJBOX
Dimensions (L x W x H): 4.33 x 2.28 x 1.5 in (110 x 57.9 x 38.1 mm)
* Only available for 120V version

USAGE GUIDELINES

- Compatible with a wide variety of control products including forward-phase Lutron dimmers.
- We reserve the right to make changes to product lineup, specifications, design and finishes at any time without notice.