





Date _____ Project _____

Notes _____

SIMPLY CLEAN™ RECESSED FIXTURE SC3

Made from aluminum, UV-resistant and available in any length, Simply Clean™ SC3 recessed fixtures offer a variety of mounting options. Our smallest Simply Clean™ channel, SC3 has a 90° beam angle and can be installed in walls and ceilings or along a ceiling edge. Design a custom fixture with Simply Clean™ channels and RibbonLyte products.

- Wall recessed fixture
- Sold by the foot. Factory or field cuttable to any length.
- Adds an element of style and design to existing spaces
- Aluminum Channel with UV Resistant Lenses
- Wattages: 0.75 W/ft, 1.5 W/ft, 2.2 W/ft, 3 W/ft, 4.4 W/ft, 5.0 W/ft, 5.2 W/ft, 5.5 W/ft, 6.0 W/ft, 8.8 W/ft
- Assembled in USA
- For interior applications only



HOUSING FINISH




Silver

AVAILABLE LENS FINISHES

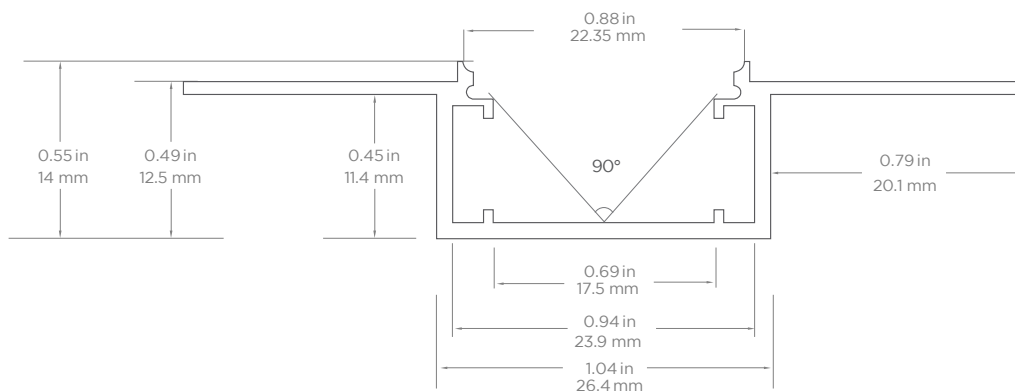


Milky Lens
70% Light Transmission

AVAILABLE COLORS & COLOR TEMPERATURES



DIMENSIONS



Visible Width: 0.88 in. (22.35 mm)
Height: 0.55 in. (14 mm)
Internal Width: 0.69 in. (17.5 mm)

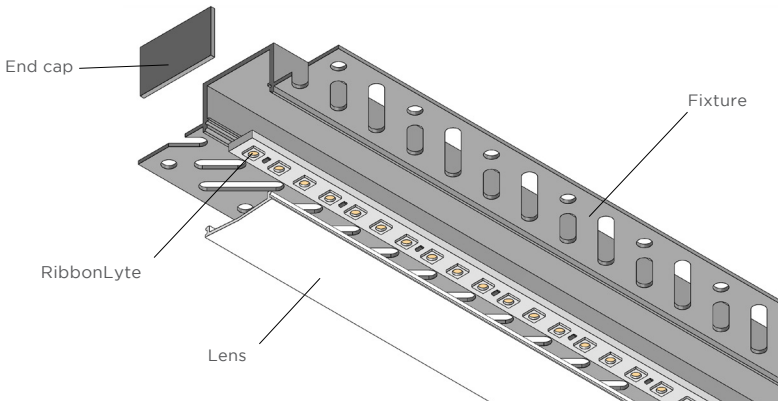
Note: This channel does not require mounting clips. Please see our installation guide for instructions.

Acolyte does not warrant or represent that the information is free from errors or omission. The information may change without notice and Acolyte is not in any way liable for the accuracy of any information printed and stored or in any way interpreted or used.

SPECIFICATIONS

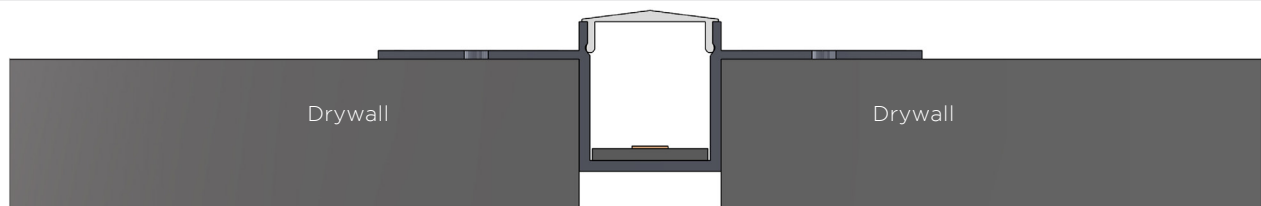
Beam Angle	90°
Lens Type	Milky Lens
Length	Channel is sold by the foot and cut to your exact desired length
Operating Voltage	24 V
Dimming	MLV / 0-10 Volt / ELV / DALI / DMX
Operating Temperature	-40 – 158 °F (-40 – 70 °C)
Colors	1800K, 2000K, 2200K, 2400K, 2700K, 3000K, 3500K, 4000K, 6000K, Red, Amber, Green, Blue, RGBA, RGBW, RGBWW, VW, Warm Dim (1800K, 2000K, 2200K only available in IP20)
CRI	90+ CRI (Static white only)
Lamp Life	L70 at 50,000 hours
MacAdam ellipse (SDCM)	2-Step Binning (For Static White LEDs only)
Certifications	UL Listed UL 2108 Issued: 2004/02/27 Ed: 1 Rev: 2014/02/24 Low Voltage Lighting Systems CSA C22.2#9.0 Issued: 1996/06/01 Ed: 1 (R2011) General Requirements for Luminaries; with Gen. Inst. 1: 1997, Gen Inst. 2: 1998. ROHS compliant
Recessed Cutout Width	1.04 in. (26.4 mm)
Depth In Wall	0.45 in. (11.4 mm)
Length	Sold by the foot. Factory cuttable to any length. Max individual length of each piece is 78.7" (2m), but the fixture can be installed end-to-end to create long continuous recessed fixtures.
Visible Lens Width	0.88 in. / 22.35 mm

EXPLODED VIEW



See basic installation steps on page 6.

END VIEW



Acolyte does not warrant or represent that the information is free from errors or omission. The information may change without notice and Acolyte is not in any way liable for the accuracy of any information printed and stored or in any way interpreted or used.

STEP 1 Complete Channel Part Number

CHANNEL	LENS	HOUSING COLOR
CHSC3	M	SV
CHSC3 - Simply Clean™ SC3 Recessed Fixture	M - Milky Lens	SV - Silver (default)

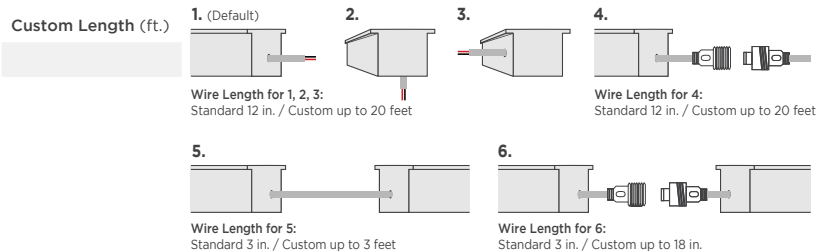
STEP 2 Complete RibbonLyte Part Number

CATEGORY	CRI	RIBBON TYPE & IP RATING	
RB			
RB - RibbonLyte	0 - Static Color, Color Changing	LINEA20 - Linea RibbonLyte IP20	RGBWW20 - RGBWW 5-in-1 IP20 WD20 - Warm Dim IP20
	90 - 90+ CRI Static White	SWS220 - Static White S2 IP20	VWS220 - VW Series 2 IP20
		SCS220 - Static Colors S2 IP20	RGBWS220 - RGBW Series 2 IP20

WATTAGE	COLOR
0.75 - 0.75 W/ft (2.46 W/m - Static White, Static Color)	18 - 1800K RGB27 - Red, Green, Blue + 2700K
1.0 - 1.0 W/ft (3.3 W/m - Variable White)	20 - 2000K RGB30 - Red, Green, Blue + 3000K
1.5 - 1.5 W/ft (4.9 W/m - Static White, Static Color)	22 - 2200K RGB40 - Red, Green, Blue + 4000K
2.2 - 2.2 W/ft (7.2 W/m - Static White, Static Color)	24 - 2400K RGB2465 - Red, Green, Blue + 2400K + 6500K
2.4 - 2.4 W/ft (8 W/m - Static White Linea)	27 - 2700K RGBA - Red, Green, Blue + Amber
3.0 - 3.0 W/ft (9.8 W/m - Static White, Static Color, Variable White)	30 - 3000K VW - Variable White
4.3 - 4.3 W/ft (14 W/m - Static White Linea)	35 - 3500K 2920 - Warm Dim 2900K-2000K (IP20)
4.4 - 4.4 W/ft (14.4 W/m - Static White, Static Color, RGBW, RGBWW, RGBA)	40 - 4000K 2721 - Warm Dim 2900K-2000K (IP65)
5.2 - 5.2 W/ft (17.1 W/m - Warm Dim)	60 - 6000K Z - Undecided**
5.0 - 5.0 W/ft (16.4 W/m - Static White, Static Color)	R - Red ** For quotes only. Must be chosen before final order.
5.5 - 5.5 W/ft (18.0 W/m - RGBW, RGBA)	A - Amber
6.0 - 6.0 W/ft (19.7 W/m - Static White, Static Color, Variable White)	G - Green
6.1 - 6.1 W/ft (20 W/m - Variable White Linea)	B - Blue
8.8 - 8.8 W/ft (28.86 W/m - RGBW, RGBWW)	

CONNECTION OPTIONS (See diagrams on the right)

- 1 - End Feed Bare Wire Connection
- 2 - Back Feed Bare Wire Connection
- 3 - Side Feed Bare Wire Connection
- 4 - End Feed with IP67 Male Coupler
- 5 - Soldered Daisy Chain
- 6 - Daisy Chain With IP67 Couplers



RIBBONLYTE SPECIFICATIONS & COMPATIBILITY

Available Wattages	Cuttable Length	LED Pitch	Color Temp.	lm/W without Lens	Delivered Lumens with Milky Lens	Max Length	Compatible with Channel IP20
0.75 Static White Series 2	1.97 in (50 mm)	48 LEDs/ft (160 LEDs/m)	1800K	84	44.1 lm/ft (144.6 lm/m)	49 ft (15 m)	✓
			2000K	99	52 lm/ft (170.6 lm/m)		
			2200K	109	57.2 lm/ft (187.6 lm/m)		
			2400K	113	59.3 lm/ft (194.5 lm/m)		
			2700K	123	64.6 lm/ft (211.9 lm/m)		
			3000K	123	64.6 lm/ft (211.9 lm/m)		
			3500K	130	68.3 lm/ft (224 lm/m)		
			4000K	134	70.4 lm/ft (230.9 lm/m)		
1.5 Static White Series 2	1.97 in (50 mm)	48 LEDs/ft (160 LEDs/m)	1800K	84	88.2 lm/ft (289.3 lm/m)	49 ft (15 m)	✓
			2000K	98	102.9 lm/ft (337.5 lm/m)		
			2200K	109	114.5 lm/ft (375.6 lm/m)		
			2400K	113	118.7 lm/ft (389.3 lm/m)		
			2700K	123	129.2 lm/ft (423.8 lm/m)		
			3000K	123	129.2 lm/ft (423.8 lm/m)		
			3500K	129	135.5 lm/ft (444.4 lm/m)		
			4000K	134	140.7 lm/ft (461.5 lm/m)		
2.2 Static White Series 2	1.97 in (50 mm)	48 LEDs/ft (160 LEDs/m)	1800K	83	127.8 lm/ft (419.2 lm/m)	42 ft (12.8 m)	✓
			2000K	96	147.8 lm/ft (484.8 lm/m)		
			2200K	106	163.2 lm/ft (535.3 lm/m)		
			2400K	111	170.9 lm/ft (560.6 lm/m)		
			2700K	120	184.8 lm/ft (606.1 lm/m)		
			3000K	122	187.9 lm/ft (616.3 lm/m)		
			3500K	127	195.6 lm/ft (641.6 lm/m)		
			4000K	133	204.8 lm/ft (671.7 lm/m)		
3.0 Static White Series 2	1.97 in (50 mm)	48 LEDs/ft (160 LEDs/m)	2400K	109.8	230.6 lm/ft (756.5 lm/m)	36 ft (11 m)	✓
			2700K	122.9	258.1 lm/ft (846.7 lm/m)		
			3000K	130	273 lm/ft (895.3 lm/m)		
			3500K	133	279.3 lm/ft (916.1 lm/m)		
			4000K	133	279.3 lm/ft (916.1 lm/m)		
4.4 Static White Series 2	1.97 in (50 mm)	48 LEDs/ft (160 LEDs/m)	2400K	109	335.7 lm/ft (1101.2 lm/m)	28 ft 4 in. (8.64 m)	✓
			2700K	122	375.8 lm/ft (1232.5 lm/m)		
			3000K	129	397.3 lm/ft (1303.2 lm/m)		
			3500K	132	406.6 lm/ft (1333.5 lm/m)		
			4000K	132	406.6 lm/ft (1333.5 lm/m)		
			6000K	126	388.1 lm/ft (1272.9 lm/m)		
5.0 Static White Series 2	1.4 in (35.7 mm)	68 LEDs/ft (224 LEDs/m)	2400K	109.8	384.4 lm/ft (1260.8 lm/m)	33 ft 4 in. (10.1 m)	✓
			2700K	122.9	430.2 lm/ft (1411.2 lm/m)		
			3000K	130	454.9 lm/ft (1492.1 lm/m)		
			3500K	133	465.5 lm/ft (1526.8 lm/m)		
			4000K	133	465.5 lm/ft (1526.8 lm/m)		
6.0 Static White Series 2	1.4 in (35.7 mm)	68 LEDs/ft (224 LEDs/m)	2400K	109	457.8 lm/ft (1501.6 lm/m)	28 ft (8.5 m)	✓
			2700K	122	512.4 lm/ft (1680.7 lm/m)		
			3000K	129	541.8 lm/ft (1777.1 lm/m)		
			3500K	132	554.4 lm/ft (1818.4 lm/m)		
			4000K	132	554.4 lm/ft (1818.4 lm/m)		
			6000K	126	529.2 lm/ft (1735.8 lm/m)		

SPECIFICATIONS

Available Wattages	Cuttable Length	LED Pitch	Color Temp.	lm/W Delivered	Delivered Lumens with Milky Lens	Max Length	Compatible with Channel IP20
0.75 Static Color Series 2	1.97 in (50 mm)	48 LEDs/ft (160 LEDs/m)	Red	41	22 lm/ft (70.6 lm/m)	49 ft (15 m)	✓
			Green	175	92 lm/ft (301.4 lm/m)		
			Amber	19	10 lm/ft (32.7 lm/m)		
			Blue	34	18 lm/ft (58.6 lm/m)		
1.5 Static Color Series 2	1.97 in (50 mm)	48 LEDs/ft (160 LEDs/m)	Red	42	44 lm/ft (144.7 lm/m)	49 ft (15 m)	✓
			Green	160	168 lm/ft (551.1 lm/m)		
			Amber	18	19 lm/ft (62 lm/m)		
			Blue	34	36 lm/ft (117.1 lm/m)		
2.2 Static Color Series 2	1.97 in (50 mm)	48 LEDs/ft (160 LEDs/m)	Red	42	65 lm/ft (212.2 lm/m)	42 ft (12.8 m)	✓
			Green	145	223 lm/ft (732.4 lm/m)		
			Amber	18	28 lm/ft (90.9 lm/m)		
			Blue	33	51 lm/ft (166.7 lm/m)		
3.0 Static Color Series 2	1.97 in (50 mm)	48 LEDs/ft (160 LEDs/m)	Red	40	84.0 lm/ft (275.52 lm/m)	32.8 ft (10 m)	✓
			Green	127	266.7 lm/ft (874.776 lm/m)		
			Amber	25	52.5 lm/ft (172.2 lm/m)		
			Blue	29	60.9 lm/ft (199.752 lm/m)		
4.4 Static Color Series 2	1.97 in (50 mm)	48 LEDs/ft (160 LEDs/m)	Red	38	117.0 lm/ft (383.8912 lm/m)	29 ft (8.8 m)	✓
			Green	117	360.4 lm/ft (1181.981 lm/m)		
			Amber	24	73.9 lm/ft (242.4576 lm/m)		
			Blue	25	77.0 lm/ft (252.56 lm/m)		
5.0 Static Color Series 2	1.4 in (35.7 mm)	68 LEDs/ft (224 LEDs/m)	Red	37	129.5 lm/ft (424.76 lm/m)	30 ft (9.14 m)	✓
			Green	116	406.0 lm/ft (1331.68 lm/m)		
			Amber	24	84.0 lm/ft (275.52 lm/m)		
			Blue	26	91.0 lm/ft (298.48 lm/m)		
6.0 Static Color Series 2	1.4 in (35.7 mm)	68 LEDs/ft (224 LEDs/m)	Red	37	155.4 lm/ft (509.712 lm/m)	28 ft (8.5 m)	✓
			Green	113	474.6 lm/ft (1556.688 lm/m)		
			Amber	23	316.848 lm/ft (1777.1 lm/m)		
			Blue	24	330.624 lm/ft (1818.4 lm/m)		
2.4 Static White Linea	1.97 in. (50 mm)	146 LEDs/ft (480 LEDs/m)	2700K	67	112.7 lm/ft (369.6 lm/m)	21.3 ft (6.5 m)	✓
			3000K	71	119 lm/ft (391.3 lm/m)		
			3500K	83	139.3 lm/ft (457.8 lm/m)		
			4000K	83	139.3 lm/ft (457.8 lm/m)		
3.0 Static White Linea	1.97 in. (50 mm)	146 LEDs/ft (480 LEDs/m)	2700K	66	138.6 lm/ft (455 lm/m)	21.3 ft (6.5 m)	✓
			3000K	73	153.3 lm/ft (503.3 lm/m)		
			3500K	78	163.8 lm/ft (537.6 lm/m)		
			4000K	83	174.3 lm/ft (571.9 lm/m)		
4.3 Static White Linea	1.97 in. (50 mm)	146 LEDs/ft (480 LEDs/m)	2700K	75	226.1 lm/ft (740.6 lm/m)	24.6 ft (7.5 m)	✓
			3000K	78	234.5 lm/ft (770 lm/m)		
			3500K	86	259 lm/ft (849.8 lm/m)		
			4000K	86	259 lm/ft (849.8 lm/m)		
6.1 Variable White Linea	1.09 in. (27.78 mm)	175 LEDs/ft (576 LEDs/m)	2700K + 6500K	95	406 lm/ft (1332.1 lm/m)	16.4 ft (5 m)	✓
1.0 Variable White Series 2	1.97 in (50 mm)	42 LEDs/ft (140 LEDs/m)	2000K + 6500K	85	60 lm/ft (200 lm/m)	32.8 ft (10 m)	✓
3.0 Variable White Series 2	1.97 in (50 mm)	42 LEDs/ft (140 LEDs/m)	2000K + 6500K	80	168.0 lm/ft (551.2 lm/m)	32.8 ft (10 m)	✓
6.0 Variable White Series 2	1.97 in (50 mm)	42 LEDs/ft (140 LEDs/m)	2000K + 6500K	75	315.0 lm/ft (1033.5 lm/m)	19 ft 8 in. (6 m)	✓
4.4 RGBW Series 2	1.97 in. (50 mm)	36 LEDs/ft (120 LEDs/m)	RGBW	45	138.6 lm/ft (454.7 lm/m) All LEDs at 100%	19 ft 8 in. (6 m)	✓
8.8 RGBW Series 2	1.97 in. (50 mm)	36 LEDs/ft (120 LEDs/m)	RGBW	61	375.8 lm/ft (1232.9 lm/m) All LEDs at 100%	16 ft 4 in. (5 m)	✓

SPECIFICATIONS

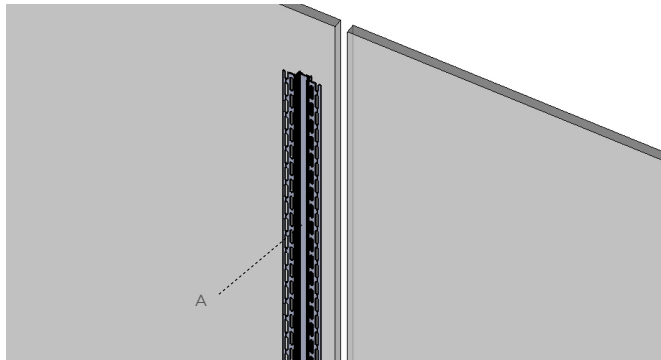
Available Wattages	Cuttable Length	LED Pitch	Color Temp.	lm/W Delivered	Delivered Lumens with Milky Lens	Max Length	Compatible with Channel IP20
4.4 5-in-1 RGBWW	2.46 in. (62.5 mm)	29 LED/ft (96 LED/m)	RGBWW	59	194.7 lm/ft (638.8 lm/m) All LEDs at 100%	16 ft 4 in (5 m)	✓
8.8 5-in-1 RGBWW	2.46 in. (62.5 mm)	29 LED/ft (96 LED/m)	RGBWW	50	330.0 lm/ft (1082.7 lm/m) All LEDs at 100%	11 ft 6 in (3.5 m)	✓
5.2 Warm Dim	3.94 in (100 mm)	36 LEDs/ft (120 LEDs/m)	WARM DIM	39	201.6 lm/ft (661.5 lm/m)	16 ft 4 in. (5 m)	✓

DIODE VISIBILITY CHART (Data below applies to installations with Milky lens only)

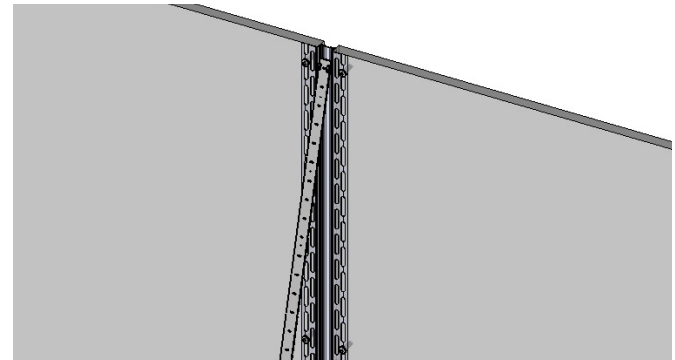
No Visible Diode = N Note: Linea RibbonLyte has no visible diode				With Visible Diode = Y			
Static White & Static Color RibbonLyte				Color Changing RibbonLyte			
0.75/1.5/2.2	3.0/4.4	5.0/6.0	4.4 RGBW Series 2	8.8 RGBW Series 2	4.4/8.8 5-in-1 RGBWW	Warm Dim	Variable White
IP20	IP20	IP20	IP20	IP20	IP20	IP20	IP20
N	N	N	Y	Y	Y	N	N

BASIC INSTALLATION (DOUBLE FLANGE)

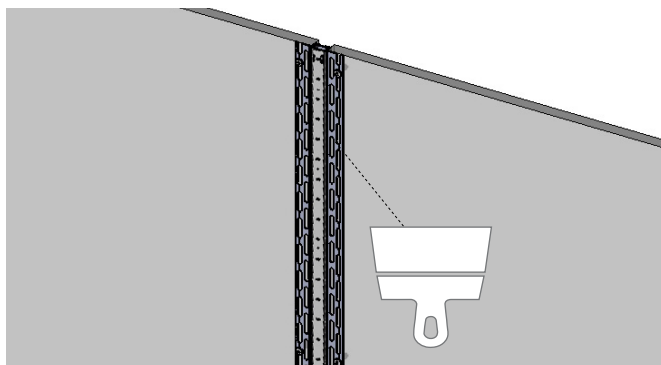
1. Measure and cut a recess in the drywall and place the Fixture (A) into the recess, making sure the flanges sit flush on both walls.



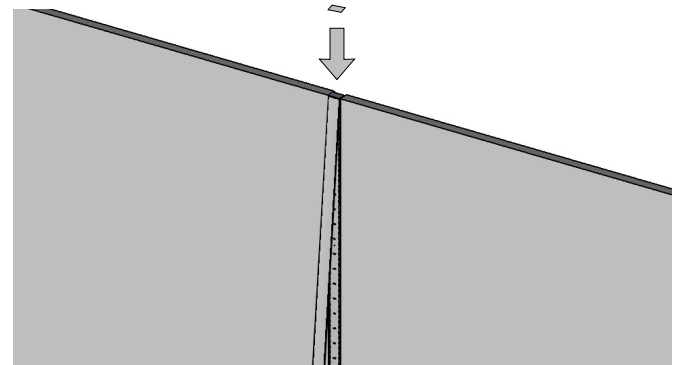
2. Fasten the Fixture (A) by inserting drywall screws** through the flanges on both sides approximately every 18". Insert the Ribbonlyte into the fixture.



3. Plaster over the flanges and screws up to the lip in the fixture to create a seamless joint. Use plaster tape to preserve the lens and visible portion of the Fixture (A).



4. Insert the Lens by snapping it into place. Press fit the End Caps to complete the assembly.



* See SC3 installation guide for full installation steps.

** Recommended screw size: 4-40/48 countersunk flat head

AVAILABLE DRIVERS / CONTROLLERS AND DIMMING OPTIONS / WIRE GAUGE CHART

NON-DIMMING ELECTRONIC DRIVERS ELV & MLV DRIVERS DIMMABLE DALI DRIVERS



30W, 60W, 96W Non-Dimming Electronic Class 2 Drivers

Part No.:
• DRVW2430 (30 Watt)
• DRVW2460 (60 Watt)
• DRVW2496 (96 Watt)
Output Voltage: 24 VDC
Input Voltage: 120-277 VAC
IP65, dry/damp location
UL Listed



240W, 320W Non-Dimming Electronic Drivers

Part No.:
• DRVW24240 (240 Watt)
• DRVW24320 (320 Watt)
Output Voltage: 24 VDC
Input Voltage: 90-305 VAC
IP65, dry/damp location
UL Recognized



60W, 96W Non-Dimming Compact Drivers

Part No.:
• DRV2460C (60 Watt)
• DRV2496C (96 Watt)
Output Voltage: 24 VDC
Input Voltage: 120-277 VAC
IP20, dry location
UL Class P



60W, 96W, 150W, 300W ELV/MLV Dimmable Drivers

Part No.:
• DRVW2460ELVMLV (60 Watt)
• DRVW2496ELVMLV (96 Watt)
• DRVW24150ELVMLV (150 Watt)
• DRVW24300ELVMLV (300 Watt)
Line Voltage Dimmable Drivers
Output Voltage: 24 VDC
Input Voltage: 100-277 VAC
IP67, damp/wet location
UL, CE, and CSA Listed



100W 1 Channel, 100W 2 Channel, 150W 4 Channel Dimmable DALI Drivers

Part No.:
• DRV100DALI1CH (100W 1 channel)
• DRV100DALI2CH (100W 2 channel)
• DRV150DALI4CH (150W 4 channel)
Output Voltage: 24 VDC
Input Voltage: 120-277 VAC
IP20, dry location
CE, UL Recognized, FCC, RoHS, SELV

0-10V DRIVERS



0-10V Dimmable Waterproof Drivers

• Part No.: DRVW249610P (96 Watt)
• Part No.: DRVW2428810P (288 Watt)
Output Voltage: 24 VDC (+/- 0.5 V)
Input Voltage: 100-277 VAC
UL wet location
UL Listed



0-10V Dimmable 90W VW/WD Driver

• Part No.: DRVRFWDVW2490120
Output Voltage: 24 VDC
Input Voltage: 100-277 VAC
IP23, dry/damp location
UL Listed

ATHENA WIRELESS COMPATIBLE



94W Athena Wireless Compatible Drivers

• Part No.: DRVW2494ATH1CH (1 channel)
• Part No.: DRVW2494ATH2CH (2 channel)
Output Voltage: 24 VDC
Input Voltage: 100-277 VAC
Dry location
UL Listed

DIMMABLE DALI-2 DRIVERS



96W DIMMABLE DALI-2 DT6 D4I & DALI-2 DT8 D4I DRIVERS

• Part No.: DRVW2496DALI1CH (1 channel)
• Part No.: DRVW2496DALI2CH (2 channel)
Output Voltage: 24-26 VDC
Input Voltage: 120-277 VAC
IP67, wet location
UL Listed

DMX CONTROLLERS, VARIABLE WHITE DIMMER, WARM DIM DIMMER - FOR COLOR CHANGING FIXTURES



GLASS TOUCH WALL CONTROLLERS
Part No.: AWCRGBWWBK
AWCVWBK



1 ZONE WALL CONTROLLER
Part No.: DMXCTRLG



5 ZONE WALL CONTROLLER
Part No.: DMXCTRL



10 ZONE WALL CONTROLLER
Part No.: DMXCTRLD



2 UNIVERSE DMX CONTROLLER
Part No.: DMXCTRLDR2U
6 UNIVERSE DMX CONTROLLER
Part No.: DMXCTRLDR6U



VARIABLE WHITE DIMMER
Part No.: RFDIMVWWH (White)
RFDIMWVBK (Black)



WARM DIM DIMMER
Part No.: RFDIMWDWH (White)
RFDIMWDBK (Black)



4 CHANNEL WATERPROOF DMX INTERFACE
Part No.: DMXINFWLCD4



5 CHANNEL DMX INTERFACE
Part No.: DMXINFOLED5



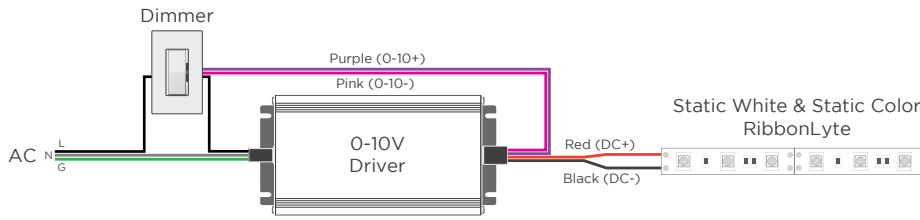
DMX OPTO SPLITTER
Part No.: DMXOS8

DRIVER AND RIBBONLYTE AT FULL LOAD

Wattages	30		60		96		150		200		240		300		320	
	Feet	Meters	Feet	Meters	Feet	Meters	Feet	Meters	Feet	Meters	Feet	Meters	Feet	Meters	Feet	Meters
24 AWG / 0.25 mm ²	14	4.27	9	2.74	5.5	1.68	3.75	1.14	2.75	0.84	2.25	0.69	1.75	0.53	1.75	0.53
22 AWG / 0.34 mm ²	22	6.71	14	4.27	9	2.74	5.75	1.75	4.5	1.37	3.5	1.07	2.75	0.84	2.75	0.84
20 AWG / 0.5 mm ²	35	10.67	23	7.01	14	4.27	9	2.74	7	2.13	5.75	1.75	4.5	1.37	4.25	1.30
18 AWG / 0.75 mm ²	56	17.07	37	11.28	23	7.01	15	4.57	11	3.35	9	2.74	7.5	2.29	7	2.13
16 AWG / 1.5 mm ²	90	27.44	60	18.29	37	11.28	24	7.32	18	5.49	15	4.57	12	3.66	11	3.35
14 AWG / 2.5 mm ²	142	43.29	95	28.96	59	17.99	38	11.59	28	8.54	23	7.01	19	5.79	17	5.18
12 AWG / 4 mm ²	226	68.90	151	46.04	94	28.66	60	18.29	45	13.72	37	11.28	30	9.15	28	8.54
10 AWG / 6 mm ²	360	109.76	240	73.17	150	45.73	96	29.27	72	21.95	60	18.29	48	14.63	45	13.72
8 AWG / 10 mm ²	574	175.00	381	116.16	239	72.87	153	46.65	115	35.06	95	28.96	76	23.17	71	21.65

WIRING DIAGRAMS - STATIC WHITE / STATIC COLOR / RGBW / RGBA / RGBWW

0-10 V



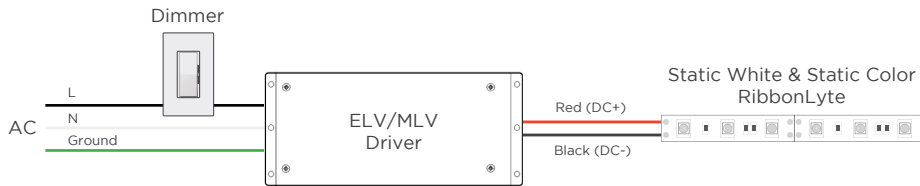
WIRE COLORS PER RIBBONLYTE COLOR

STATIC WHITE + STATIC COLOR
Red Wire (+) Positive
Black Wire (-) Negative

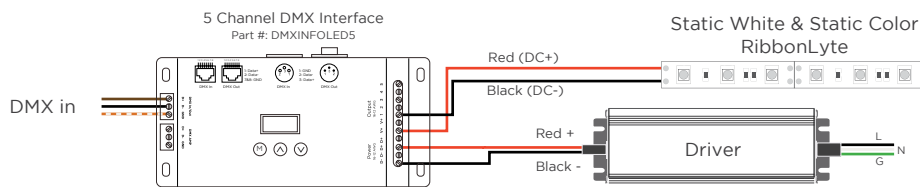
RGBW + RGBA
Black Wire (+) Positive
Green Wire (-) goes to Green Channel
Red Wire (-) goes to Red Channel
Blue Wire (-) goes to Blue Channel
White Wire (-) goes to White Channel

RGBWW
Black (+) Positive
Green Wire (-) goes to Green Channel
Red Wire (-) goes to Red Channel
Blue Wire (-) goes to Blue Channel
White Wire (-) goes to White Channel 1
Brown Wire (-) goes to White Channel 2

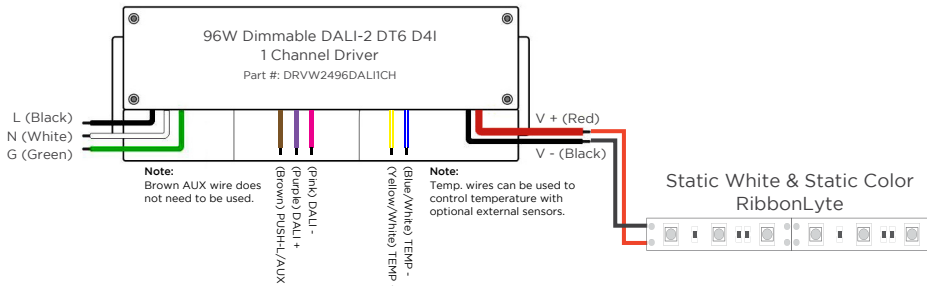
MLV / ELV



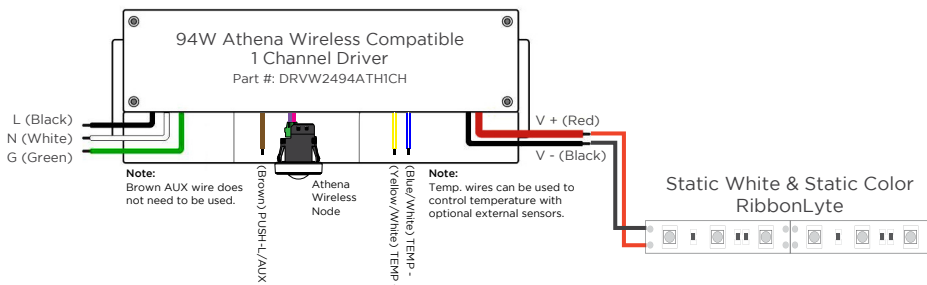
DMX WIRING WITH STATIC WHITE & STATIC COLOR RIBBONLYTE



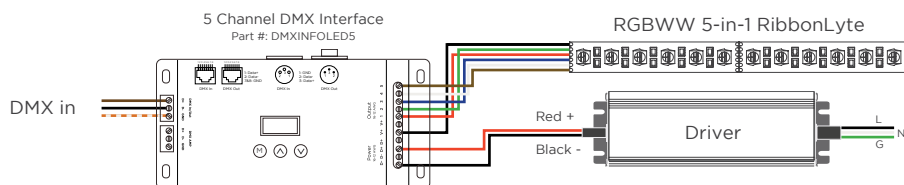
DALI-2 WIRING WITH STATIC WHITE & STATIC COLOR RIBBONLYTE



STATIC WHITE & STATIC COLOR RIBBONLYTE WIRING WITH ATHENA WIRELESS COMPATIBLE DRIVER

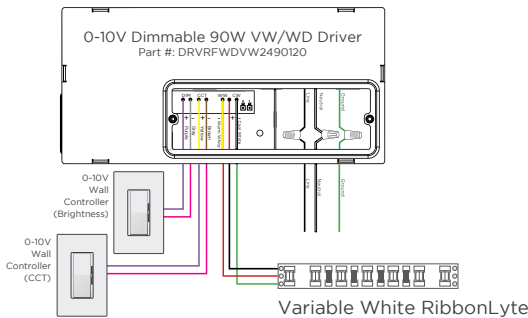


DMX WITH RGBWW 5-IN-1 RIBBONLYTE



WIRING DIAGRAMS - VARIABLE WHITE

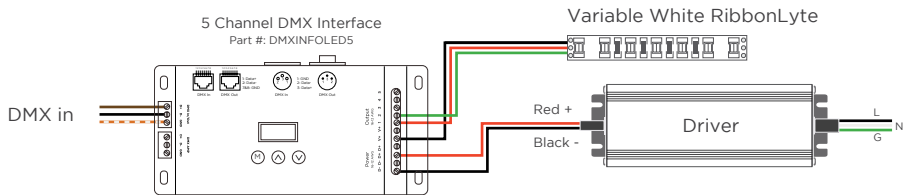
2-CHANNEL VARIABLE WHITE DIMMING



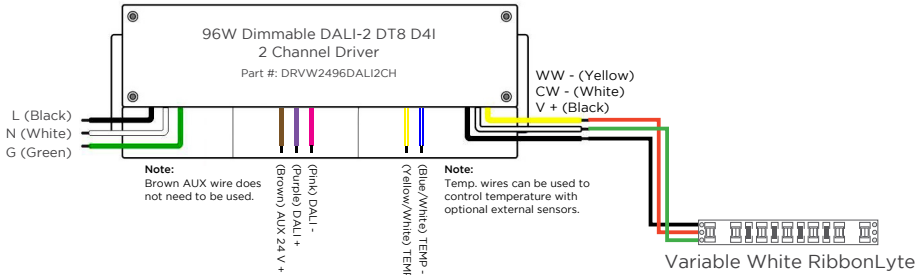
WIRE COLORS PER RIBBONLYTE COLOR

VARIABLE WHITE
 Black Wire (+) Positive
 Red Wire (-) goes to Warm White Channel
 Green Wire (-) goes to Cool White Channel

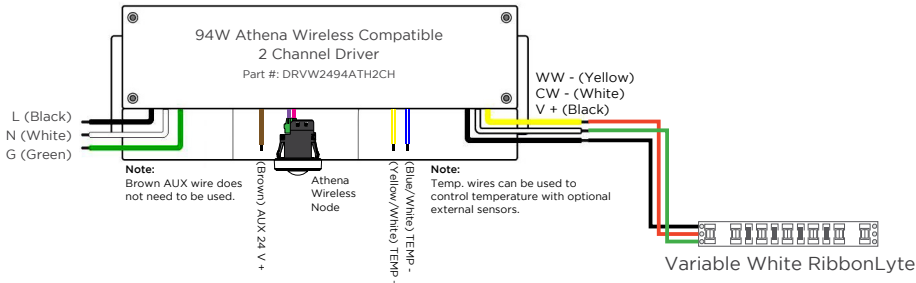
DMX WIRING WITH VARIABLE WHITE RIBBONLYTE



DALI-2 WIRING WITH VARIABLE WHITE RIBBONLYTE



VARIABLE WHITE RIBBONLYTE WIRING WITH ATHENA WIRELESS COMPATIBLE DRIVER



REV.02DEC2024

<p>GLOBAL HQ 320 Murray Hill Pkwy East Rutherford, NJ 07073 U.S. T: (+1) 212 629 6830 E: Sales-US@GENLEDBrands.com</p>	<p>EUROPEAN HQ Hogeweyselaan 119 1382 JK Weesp Netherlands T: (+31) 346 235 000 E: SalesEurope@GENLEDBrands.com</p>	<p>MEINA HQ PO Box 371378, #823, Building 4EA Dubai Airport Free Zone Dubai, UAE T: (+971) 4 701 7901 E: SalesMEINA@genledbrands.com</p>	<p>ASIA-PACIFIC HQ Room 402, Building D Shenshi Tongchuang Science and Technology Park No. 16 Hongyin Road Xingqiang Community, Xinhui Street Guangming District, Shenzhen, China 518107 Sales: (+86) 139 1836 3905 Office: (+86) 755 8529 0710 E: Sales-Pacific@GENLEDBrands.com</p>
--	---	--	--