



ULTRA EDGE HO

LED SIGNAGE MODULES



GEN LED **AGILIGHT**
Innovative Signage Lighting

BOX SIGNS | WALL WASHING | BILLBOARD UPLIGHT

ULTRA EDGE HO modules feature an edge lighting beam pattern that enables large light coverage per module and significantly reduces the number of modules per sign. This technology allows for the lowest energy consumption and the lowest LED system cost in the market, reducing installation cost to sign makers and end users.

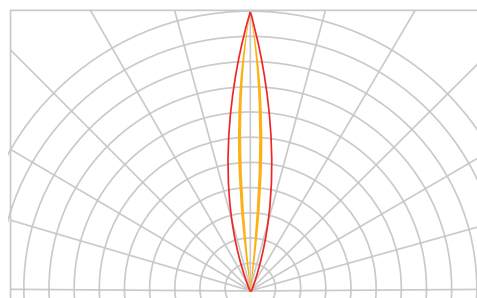
CE **RoHS** **LM-79** **LM-80** **IP68**

FEATURES

Luminous Efficacy	91 lm/W
Module Spacing	6 in. (150 mm)
Wattage per Module	2.76 W
Nominal Light Output	240 - 250 lm/module
Power Supply Loading	20 modules per 60 W
Input Current	0.23 A/module
Depth Range	2 in. (50 mm) to 6 in. (150 mm)

LUMINOUS INTENSITY DISTRIBUTION

Beam Pattern



— 0° - 180° — 90° - 270°



12V DC



5 YEAR LIMITED WARRANTY

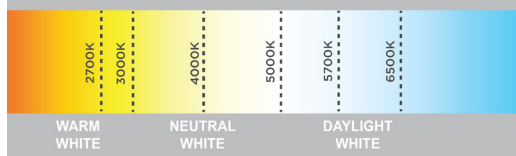


CONSTANT CURRENT



50,000 HRS L70 LIFETIME

WHITE COLOR TEMPERATURE SCALE



* Limited stock

MODULE DIMENSIONS

Length

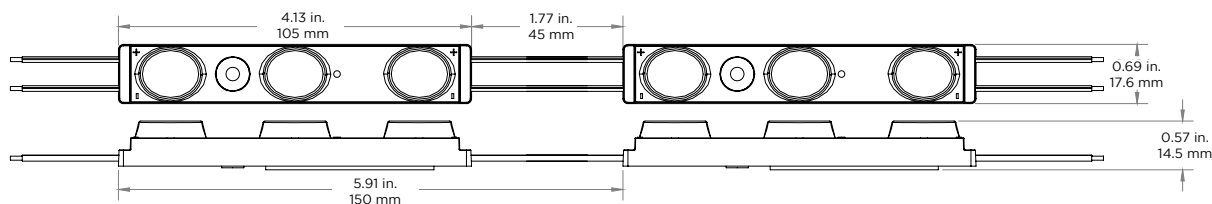
4.13 in. / 105 mm

Width

0.69 in. / 17.6 mm

Height

0.57 in. / 14.5 mm



REV.06MAY2024