

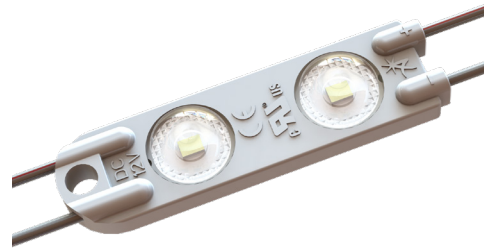


LYTERAYZ[®] LR22

The LyteRayz[®] LR22 is part of our LyteRayz[®] value line series. Each LR22 module features two LEDs and produces 95 lumens — great light coverage for channel letters, box signs and cove lighting. The LR22 is available in two bright white color temperatures. It has an IP66 rating and a five-year warranty.

Applications:

- Channel letters
- Box signs
- Cove lighting
- 5000K or 7500K
- Applications starting at 3" (75 mm) depth



12V DC



5 YEAR LIMITED WARRANTY



50,000 HRS L70 LIFETIME

ORDERING GUIDE

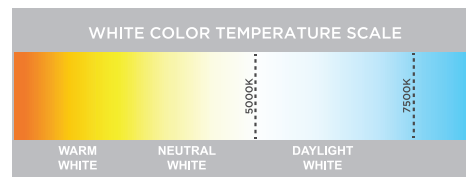
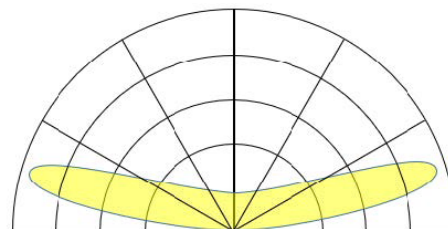
Part Number	White Color Temperatures & Colors	LEDs per Module	Module Spacing (mm)	Number of Modules		Nominal Light Output (lm)*		
				Per Foot	Per Meter	Per Module	Per Foot	Per Meter
LS-LR22-75K-B175-A	7500K	2	175	1.7	5.7	95	166	543
LS-LR22-50K-B175-A	5000K	2	175	1.7	5.7	95	166	543

PRODUCT RATINGS

Luminous Efficacy	156 lm/W @ 7500K
Wattage per Module	0.61 W/module
Input Voltage	12 V DC
Input Current	50 mA
Power Supply Loading	96 modules per 60W
Ingress Protection	IP66
Operating Temperature	-13° - + 131° F (-25° - +55° C)
L70 Lifetime @ 60° C	50,000 Hours
Warranty	5 Year Limited Warranty

LUMINOUS INTENSITY DISTRIBUTION

Beam Pattern



REV: 11MAY2021
Data sheet subject to change without notice.



MODULE DIMENSIONS

Part Number	Length (in/mm)	Width (in/mm)	Height (in/mm)
LS-LRZ2-XXX-B175-A	2.38/60	0.66/17	0.33/8

POWER SUPPLY LOADING

Module Type	per 60W			
	Max. # of Modules Per String	Total # of Modules	Total # of Feet	Total # of Meters
LS-LRZ2-XXX-B175-A	40	96	55.1	16.8

LAYOUT GUIDE*

Channel Depth (in.)	Single Row		Multiple Rows		Channel Depth (mm)	Single Row		Multiple Rows	
	Max. Stroke	Module Spacing	Row Spacing	Module Spacing		Max. Stroke	Module Spacing	Row Spacing	Module Spacing
3	8	7	4	4	75	200	175	100	100
4	12	7	7	6	100	300	175	175	150
5	16	7	10	7	125	400	175	250	175
6	18	7	10	7	150	450	175	250	175


*Module spacing is defined by 7328 white sign face material

SHIPPING INFORMATION

Module Type	Specs	Packaging Quantity		
		Per Bag	Per Box	Per Carton
LS-LRZ2-XXX-B175-A	Modules	100	800	1600
	Feet	57.4	459	918
	Meters	17.5	140	280

Carton Dimensions			Carton Weight	Box Dimensions			Box Weight	
L	W	H	19.0 kg (41.9 lbs)	L	W	H	9.0 kg (19.8 lbs)	
20.5	14.6	10.2		13.78	9.84	9.06		in.
520	370	260		350	250	230		mm

DIMENSION DRAWING



1. UL ONLY - These products are only suitable for connection to a UL rated Class 2 power source rated 12 Volt or less.
2. UL ONLY - These products are intended for use only when connected to a power source that complies with UL rated Class 2 voltage and energy limited circuit.
3. UL ONLY - When these units are connected to a UL rated Class 2 circuit, they are not to draw a total wattage of greater than the secondary or output rating of the UL rated Class 2 power supply.
4. These products may be secured in place in the end product by any means available.
5. These products are suitable for use in dry and damp locations. Not suitable for wet or submersed applications.