

Product Description:

- Constant voltage LED power supply
- Universal input voltage range
- Constant output voltage
- Connection cable with stripped cable end (length approx. 300 mm)
- Failure rate at 0.42% per 1000 hours
- Polarity identifiers, secondary + red / - black
- Color white
- Nominal lifetime >50,000 h (at 230Vac, full load, Tc: 85°C)
- 7-year guarantee (for Tc: 85°C)
- Suitable for emergency installation according EN 50172

Properties:

- Small design
- Low power loss
- Short-circuit shutdown feature w/automatic restart
- OVP, OCP, OTP and surge protection
- SELV
- Type of protection: IP68
- Metal casing, encapsulated, painting white



ORDERING GUIDE

| | |
|--------------------------------|---|
| Type | PS12-200W-GN |
| Article Number | 28000511A |
| Packaging Carton | 12 pc(s). |
| Package Dimensions (L x W x L) | 11.22 x 3.94 x 1.77 in. (285 x 100 x 45 mm) |
| Weight per pc. | 2.65 lb (1.2 kg) |
| Carton Dimensions (L x W x L) | 16.34 x 11.81 x 6.69 in. (415 x 300 x 170 mm) |
| Carton Weight | 30.86 lb (14 kg) |

SPECIFIC TECHNICAL DATA

| | |
|---------------------------------|----------------|
| Type | PS12-200W-GN |
| Max. Casing Temp T _c | 194° F (90° C) |
| Output Voltage | 12.6 V |
| Max. Input Power | 260 W |
| Output Current Range | 0-16.6 A |
| Max. Output Voltage | 12.75 V |

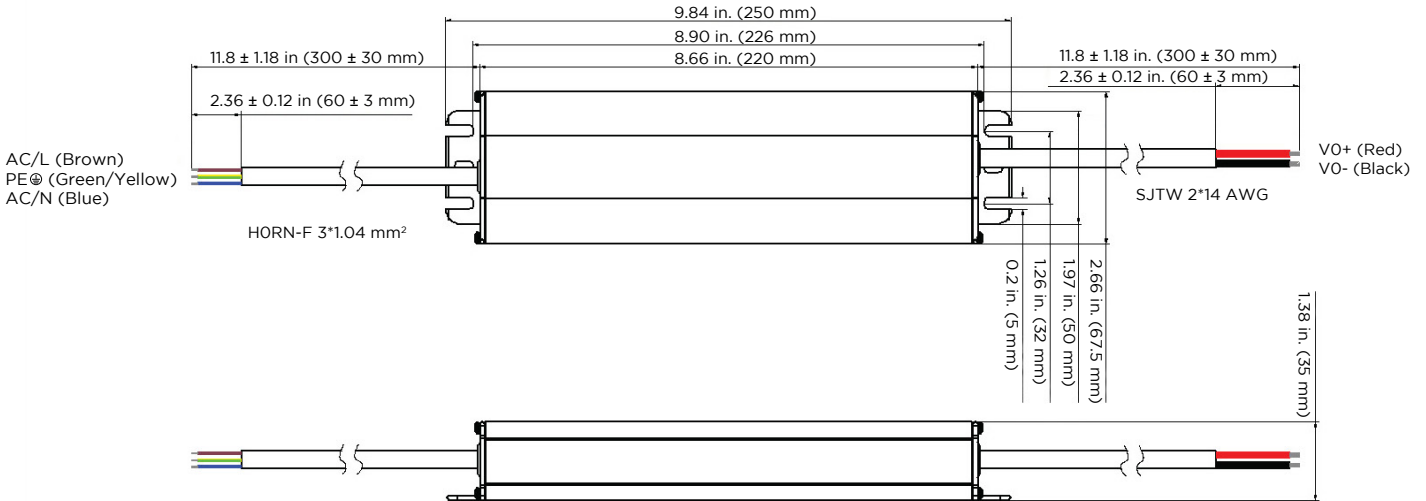
STANDARD COMPLIANCE

| Safety | Safety Standards |
|----------------|---------------------------------------|
| Certifications | UL879, CLASS 1, CE, CB, RoHS, FCC, MM |

TECHNICAL DATA

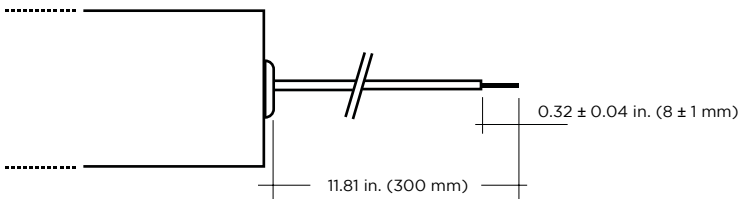
| | |
|---|---|
| Rated Supply Voltage | 100-277 VAC |
| Input Voltage, AC | 90-305 VAC |
| Input Voltage, DC | 200-240 VDC |
| Max input current | 2.6 A @ 100 VAC |
| Mains Frequency | 47 - 63 Hz |
| Efficiency (at 230 V, 50 Hz, full load) | 85% |
| λ (at 230 V, 50 Hz, full load) | > 0.90 |
| THD | < 20% |
| Output Voltage Tolerance | 150 mV |
| Output Power (T _a ≤ 60° C) | 200 W |
| Output Power Range | 0 - 200 W |
| No Load Power | > 0.5 W |
| Inrush Current | 100 A |
| Turn On Time (Output) | ≥ 0.5 s |
| Hold on Time at Power Failure (Output) | 10 ms |
| Ambient Temperature T _a | -40° — +140° F (-40 ~ +60° C) |
| Storage Temperature T _s | -40° — +176° F (-40 ~ +80° C) |
| Dimensions (L x W x H) | 9.84 x 2.66 x 1.38 in. (250 x 67.5 x 35 mm) |

DIMENSIONS

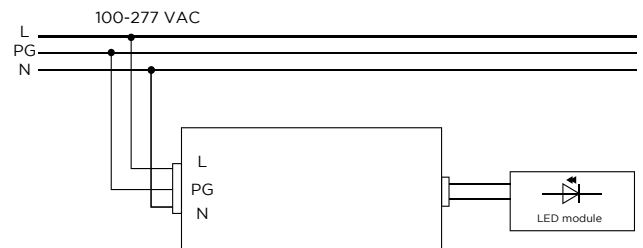


NOTE: To prevent exposure to the maximum allowable temperatures for these drivers, the suggested installation spacing between drivers is at least 4 in. (101.6 mm) side-to-side when the distance to the sidewall and top of the enclosure is 2 in. (50.8 mm). When the distance to the sidewall and top of the enclosure is 6 in. (152.4 mm), maintain at least 2 in. (50.8 mm) side-to-side spacing between drivers. Drivers should be placed at a minimum of 1 in. (25.4 mm) apart when arranging them end-to-end regardless of the enclosure size.

CONNECTION



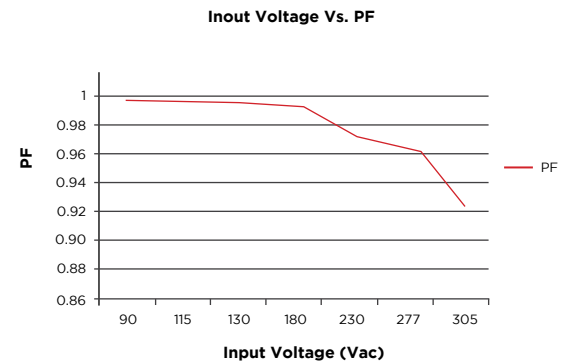
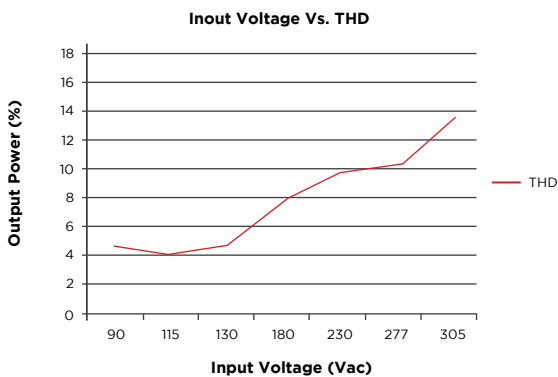
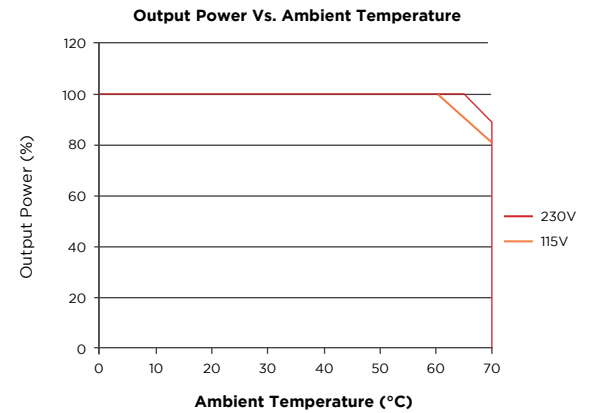
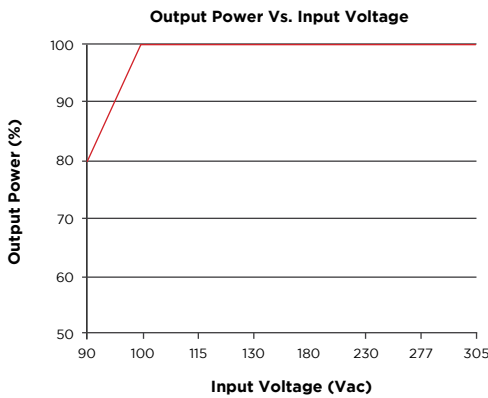
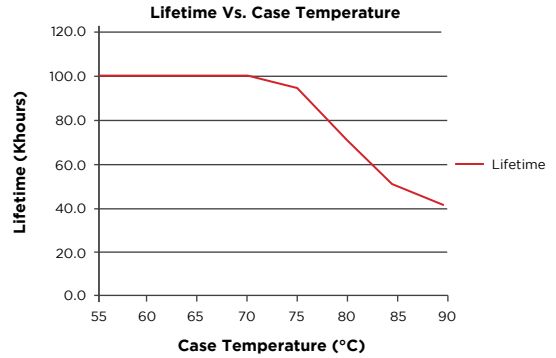
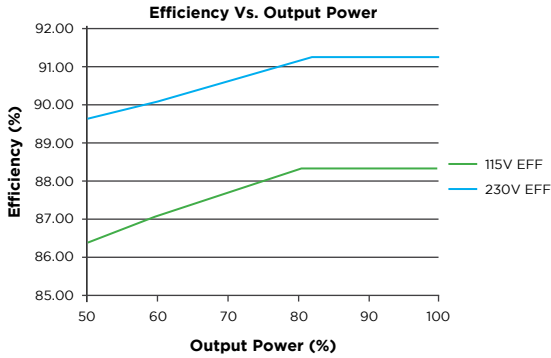
WIRING DIAGRAM



| Primary Cable | | | Secondary Cable | |
|---------------|------|--------------|-----------------|-------|
| L | N | PG | + | - |
| brown | blue | green/yellow | red | black |



PERFORMANCE CURVE



1. The maximum case temperature Tc shall not exceed 194°F (90°C) when used in end product.
2. These products are intended to be connected to a max. 20 A branch circuit.
3. These products are intended for use in dry and damp locations.
4. **Required spacing between power supply according to UL48.**