



Product Description:

- Constant voltage LED power supply
- Universal input voltage range
- Constant output voltage
- Connection cable with stripped cable end (length approx. 300 mm)
- Failure rate at 0.44% per 1000 hours
- Polarity identifiers, secondary + red / - black
- Nominal lifetime >50,000 h (at 230Vac, full load, Tc 75°C)
- 5-year guarantee (for Tc: 75°C)
- Complies with Class C according to EN 61000 -3-2
- Suitable for emergency installation according EN 50172



Properties:

- Small design
- Low power loss
- Overtemperature and overload protection
- Short-circuit shutdown feature w/automatic restart
- Surge protection
- SELV
- Type of protection: IP67
- Metal casing, encapsulated



ORDERING GUIDE

Type	PS12-35W-GN
Article Number	28000508A
Packaging Carton	10 pc(s).
Weight per pc.	0.77 lb (0.35 kg)
Carton Dimensions (L x W x L)	19.5 x 15.16 x 6.38 in. (495 x 385 x 162 mm)
Carton Weight	9.92 lb (4.5 kg)

SPECIFIC TECHNICAL DATA

Type	PS12-35W-GN
Max. Casing Temp T _c	194° F (90° C)
Output Voltage	12 V
Max. Input Power	45 W
Output Current Range	0-2.9 A
Max. Output Voltage	13.2 V

STANDARD COMPLIANCE

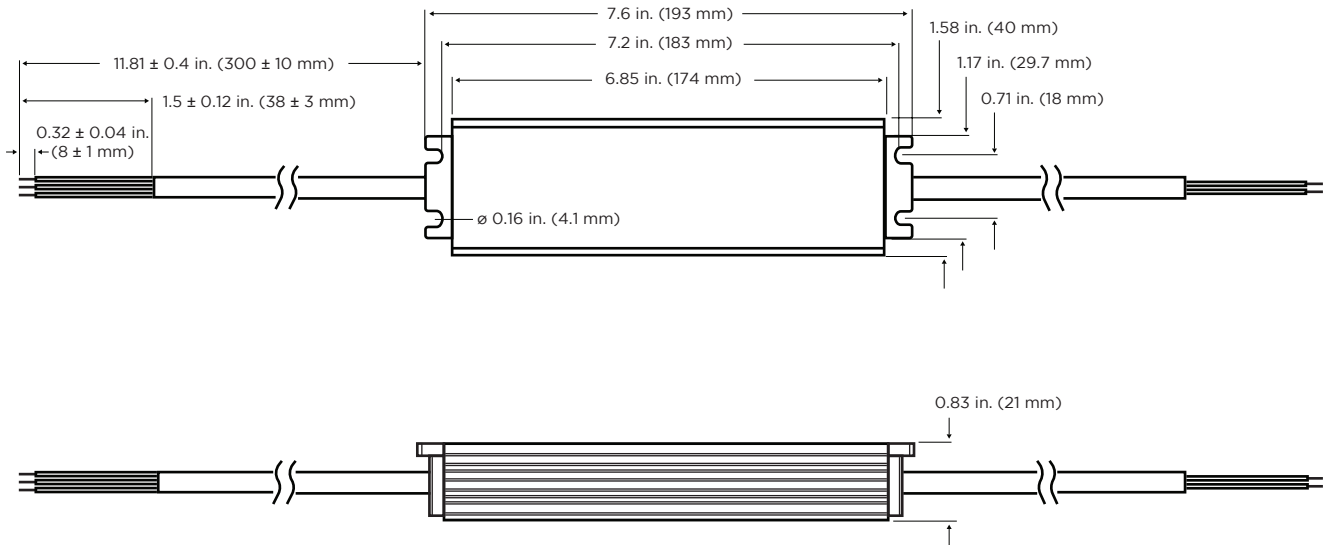
Safety	Safety Standards
Certifications	UL879, MM, CLASS2, CE, RoHS, FCC

TECHNICAL DATA

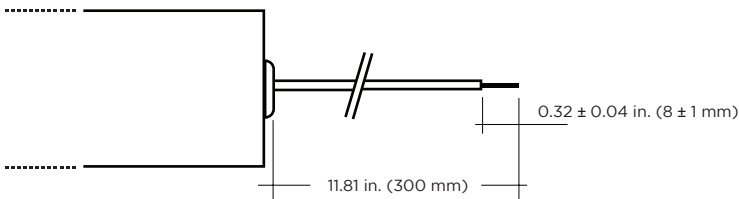
Rated Supply Voltage	100 - 277 VAC
Input Voltage, AC	90-305 VAC
Input Voltage, DC	176-288 VDC
Max input current	0.45 A @ 100 VAC
Mains Frequency	47 - 63 Hz
Efficiency (at 230 V, 50 Hz, full load)	85%
λ (at 230 V, 50 Hz, full load)	0.97
THD	< 20%
Output Voltage Tolerance	-0 / +10 %
Output Power (T _a ≤ 60° C)	35 W
Output Power Range	0 - 35 W
No Load Power	0.5 W
Inrush Current	50 A
Turn On Time (Output)	≤ 0.5 s
Hold on Time at Power Failure (Output)	10 ms
Ambient Temperature T _a	-40° — +140° F (-40 ~ +60° C)
Storage Temperature T _s	-40° — +185° F (-40 ~ +85° C)
Dimensions (L x W x H)	7.6 x 1.58 x 0.83 in. (193 x 40 x 21 mm)
Hole Spacing	7.2 x 0.7 in. (183 x 18 mm)



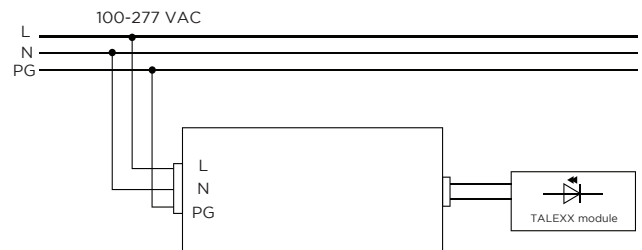
DIMENSION DRAWINGS



CONNECTION



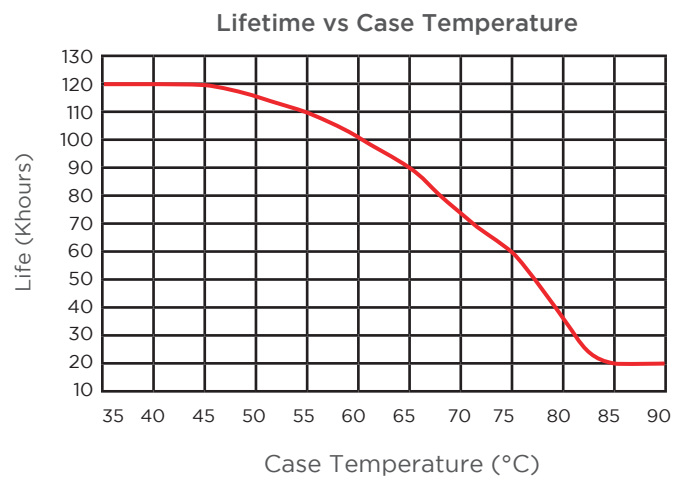
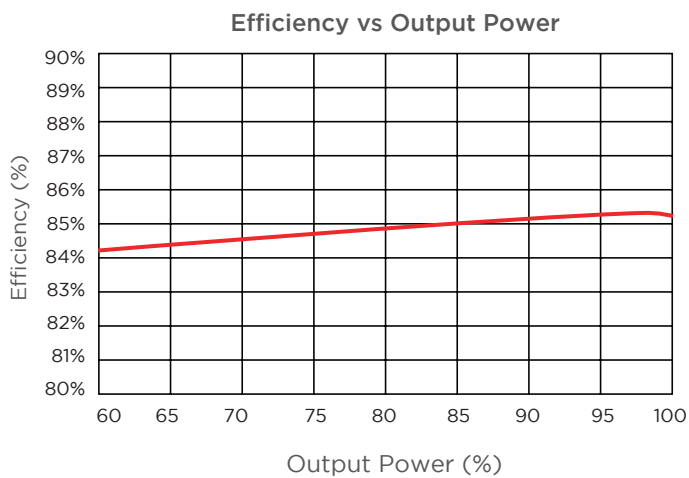
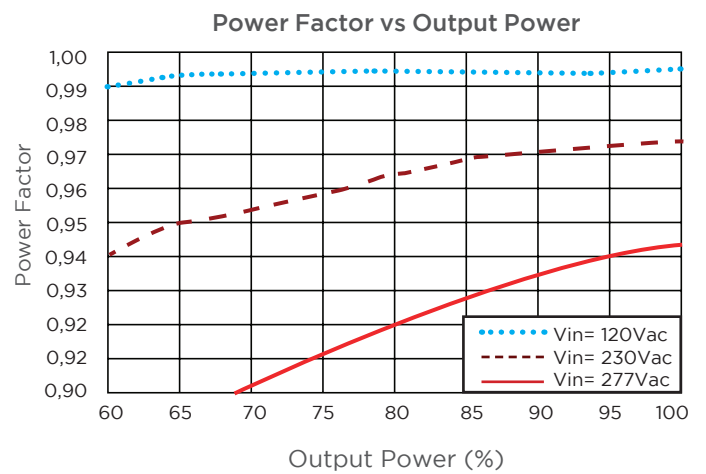
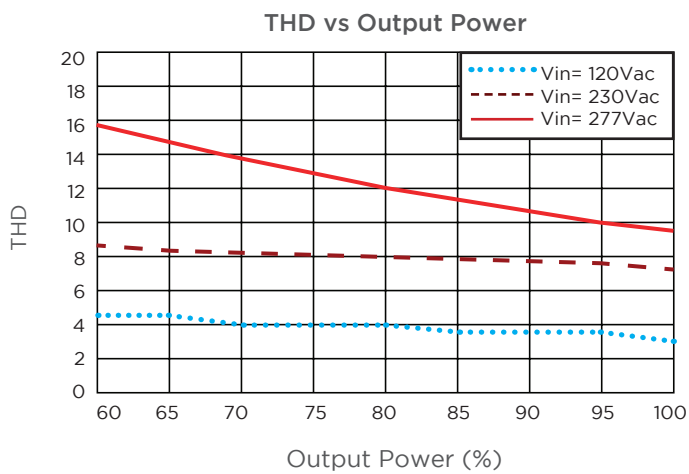
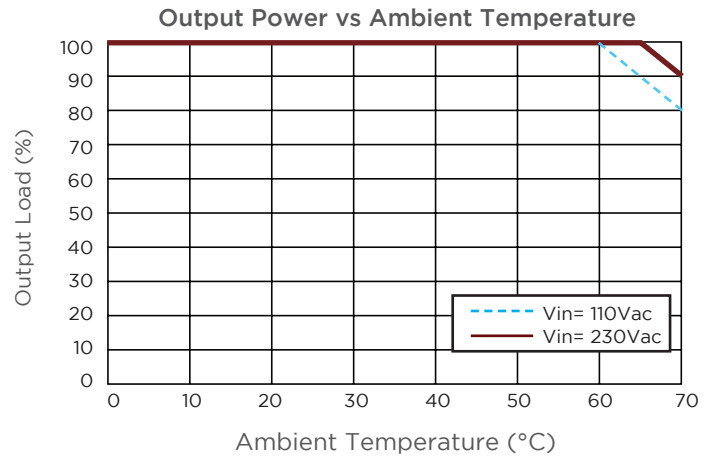
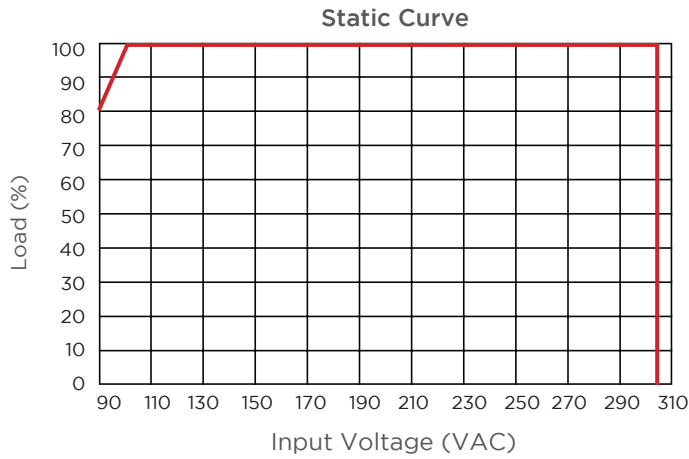
WIRING DIAGRAM



Primary Cable			Secondary Cable	
L	N	PG	+	-
brown	blue	green/yellow	red	black



PERFORMANCE CURVE



1. The maximum case temperature Tc shall not exceed 194 °F (90°C) when used in end product.
2. These products are intended to be connect to a max. 20A branch circuit.
3. These products are intended for use in dry and damp locations.
4. Required spacing between power supply according UL48.