



Product Description:

- Constant voltage LED power supply
- Universal input voltage range
- Constant output voltage
- Connection cable with stripped cable end (length approx. 500 mm)
- Polarity identifiers, secondary + red / - black
- Nominal lifetime up to 55,000 h (at 230Vac, full load, Tc 75°C)
- 5-year guarantee (for Tc: 75°C)
- Failure rate at 0.44% per 1000 hours
- Complies with CLASS C according to EN 61000-3-2
- Suitable for emergency installations according to EN 50172



Properties:

- Small design
- Low power loss
- Overtemperature and overload protection
- Short-circuit shutdown feature w/ automatic restart
- Surge protection
- SELV
- Type of protection: IP67
- Metal casing, encapsulated



ORDERING GUIDE

Type	PS12-60W-GN
Article Number	28000509A
Packaging Carton	10 pc(s).
Weight per pc.	1.1 lb (0.5 kg)
Carton Dimensions	14.57 x 11.02 x 4.72 in. 370 x 280 x 120 mm
Carton Weight	12.6 lb (5.7 kg)

SPECIFIC TECHNICAL DATA

Type	PS12-60W-GN
Max. Casing Temp Tc	194° F (90° C)
Output Voltage	12 V
Max. Input Power	83 W
Output Current Range	0 - 5.0 A
Max Output Voltage	13.2 V

STANDARD COMPLIANCE

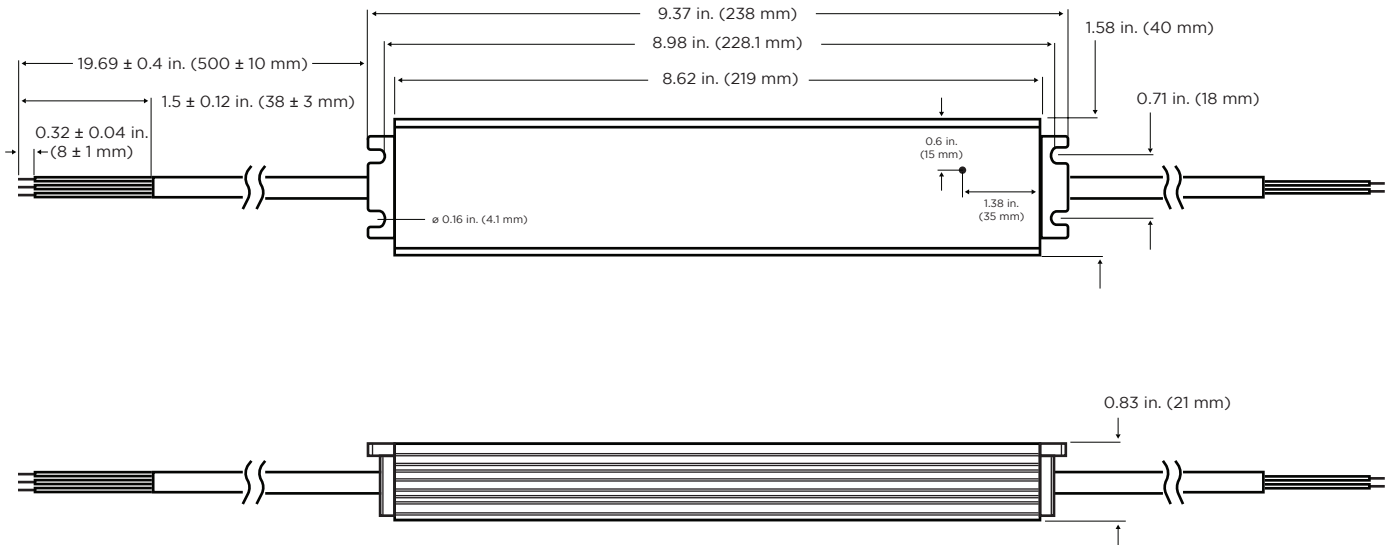
Safety	Safety Standards
Certifications	UL879, MM, CLASS2, CE, RoHS, FCC

TECHNICAL DATA

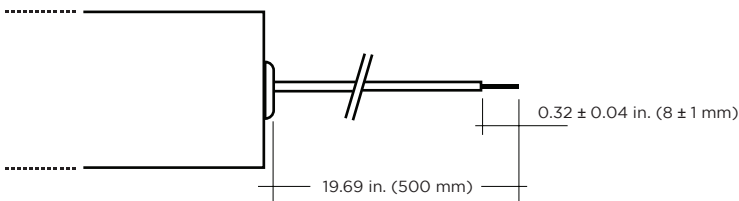
Rated Supply Voltage	100 - 277 VAC
Input Voltage, AC	90 - 305 VAC
Input Voltage, DC	176 - 288 VDC
Max. Current Input	0.83A @ 100VAC
Mains Frequency	47 - 63 Hz
Efficiency (at 230 V, 50 Hz, full load)	> 85%
λ (at 230 V, 50 Hz, full load)	0.97
THD	< 20%
Output Voltage Tolerance	-0 / +10 %
No Load Power	0.5 W
Output Power (ta ≤ 60°C)	60 W
Output Power Range	0 - 60 W
Inrush Current	50 A
Turn On Time (Output)	≤ 0.5 s
Hold on Time at Power Failure (Output)	10 ms
Ambient Temperature Ta	-40° — +140° F (-40 ~ +60° C)
Storage Temperature Ts	-40° — +185° F (-40 ~ +85° C)
Dimensions (L x W x H)	9.37 x 1.58 x 0.83 in. (238 x 40 x 21 mm)
Hole Spacing	8.98 x 0.7 in. (228.1 x 18 mm)



DIMENSION DRAWINGS




CONNECTION



Primary Cable			Secondary Cable	
L	N	PG	+	-
brown	blue	green/yellow	red	black

WIRING DIAGRAM



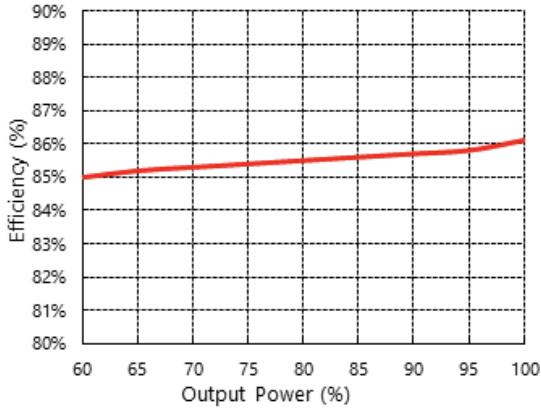
Installation instructions

The switching of LEDs on secondary side is not permitted. A proper functioning of the LCU in combination with third party dimming devices (e.g. PWM) cannot be guaranteed.

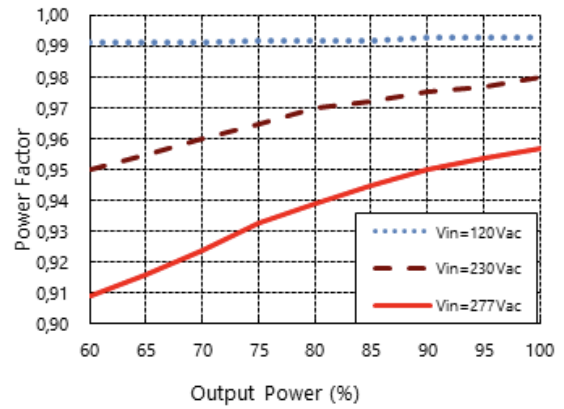


PERFORMANCE CURVE

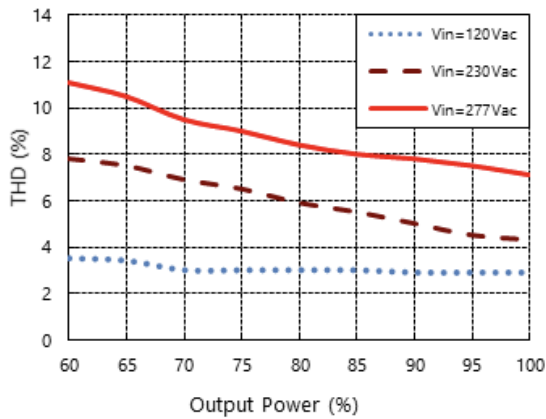
Efficiency vs Output Power



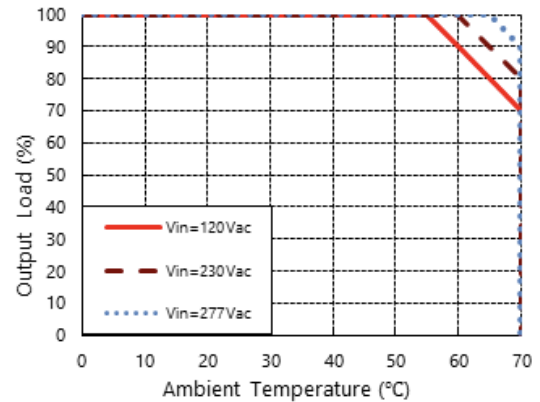
Power Factor vs Output Power



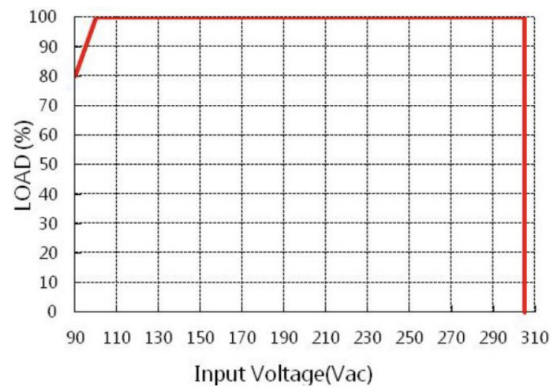
THD vs Output Power



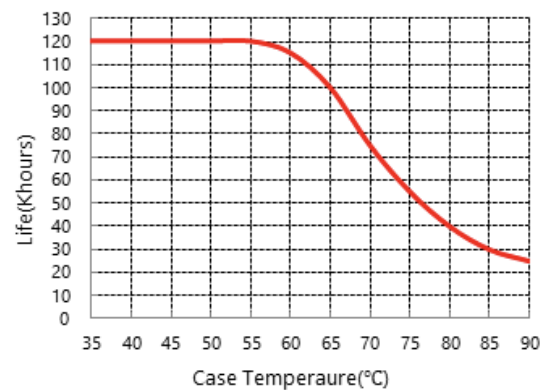
Output Power vs Ambient Temperature



Static Curve



Lifetime vs Case Temperature



1. The maximum case temperature Tc shall not exceed 194 °F (90°C) when used in end product.
2. These products are intended to be connect to a max. 20A branch circuit.
3. These products are intended for use in dry and damp locations.
4. Required spacing between power supply according UL48.