




Features and Benefits:

- Ultra High Efficiency (Up to 90%)
- High Power Factor (0.99 Typical)
- Constant Voltage Output
- Lightning Protection
- All-around Protection: OVP, OCP, SCP, OTP
- IP67 Rating: for use in dry, damp and wet locations
- 5 Year Limited Warranty



24V DC



5 YEAR WARRANTY



PRODUCT INFORMATION

Part Number	PS24-96W-100-277V
Rated Input Voltage	100 -277V AC
Rated Input Frequency	50/60 Hz
AC Input Current	Max. 1.2 A @ 100V AC Max. 0.6 A @ 220V AC
Rated DC Output Voltage ¹	24 V DC
Max. DC Output Power	96W DC
Max. DC Output Current	4.00A DC
Power Efficiency	87% @ 220V AC, 100% load
Typical Power Factor	0.99 @ 120V AC 0.96 @ 220V AC
Max. Inrush Current ²	69A
IP Rating	IP68
Operating Ambient Temp.	-40° — +140° F (-40° — +60° C)
Lifetime	50,000 hours @Tc= 60° C, 120V, 80% load
Dimensions (L x W x H)	7.91" x 2.68" x 1.46" 201 mm x 68 mm x 37 mm
Net Weight	2.04 lb 0.925 kg

¹ Tolerance ± 1.2V

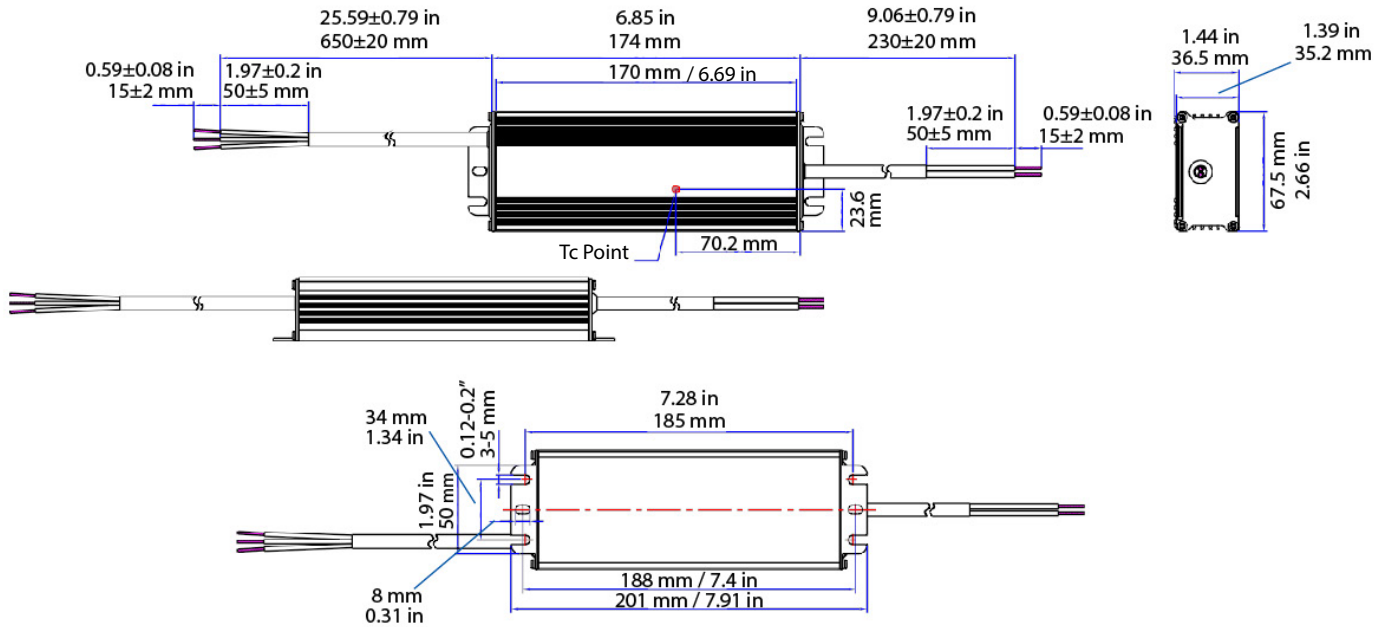
² Measured at 220V AC input and 25°C cold start, 2ms

STANDARD COMPLIANCE

Safety	Safety Standards
UL / cUL	CE
Country/Region	UL 8750 Compliance to UL 1310 Class 2
USA & Canada	EU CAN/CSA-C22.2 No. 250.13 CAN/CSA-C22.2 No. 223-M91
EMI Standards	
EN 55015	Conducted emission Test & Radiated emission Test with 6 dB margin
EN 61000-3-2	Harmonic current emissions: Class C
EN 61000-3-3	Voltage fluctuations & flicker
EN 61000-4-2	Electrostatic Discharge (ESD): 15 kV air discharge, 8 kV contact discharge
EN 61000-4-3	Radio-Frequency Electromagnetic Field Susceptibility Test-RS
EN 61000-4-4	Electrical Fast Transient / Burst (Level 3 2KV/5K Hz)
EN 61000-4-5	Surge Immunity Test: AC Power Line (L to N 4 kV, L to GND6 kV)
EN 61000-4-6	Conducted Radio Frequency Disturbances Test-CS
EN 61000-4-8	Power Frequency Magnetic Field Test
FCC PART 15	ANSI C63.4 CLASS B

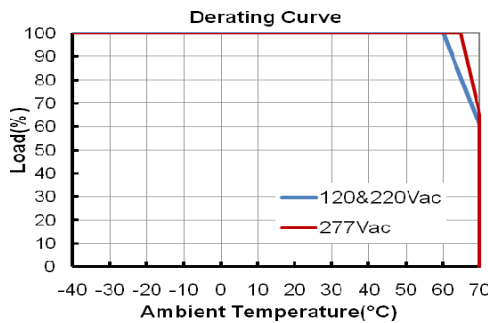
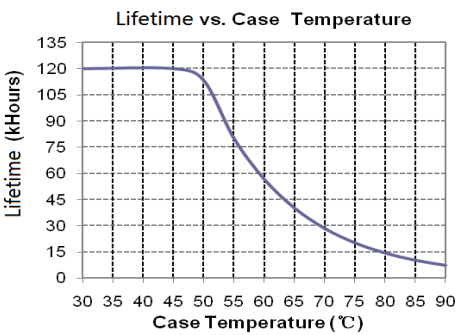


DIMENSIONS



NOTE: To prevent exposure to the maximum allowable temperatures for these drivers, the suggested installation spacing between drivers is at least 4 in. (101.6 mm) side-to-side when the distance to the sidewall and top of the enclosure is 2 in. (50.8 mm). When the distance to the sidewall and top of the enclosure is 6 in. (152.4 mm), maintain at least 2 in. (50.8 mm) side-to-side spacing between drivers. Drivers should be placed at a minimum of 1 in. (25.4 mm) apart when arranging them end-to-end regardless of the enclosure size.

LIFETIME & DERATING CURVES



SHIPPING INFORMATION

Part Number	Specs	Packaging Quantity		Carton Weight	Box Dimensions			Carton Dimensions			
		Per Box	Per Carton		W	D	H	W	D	H	
PS24-96W-100-277V	# of Units	1	20	43.0 lbs 19.5 kg	4.3	9.7	2.2	13.0	20.1	10.0	inch
					110	245	55	330	510	255	mm



1. The maximum case temperature Tc shall not exceed 192°F (89°C) when used in end product.
2. This product is intended to be connected to a max 20A branch circuit.
3. This product is intended for use in dry, damp and wet locations.