



RETRORAYZ[®] 500 DOUBLE-SIDED

LS-RTRZ5-XXX-XXK-2DS

24V LED LIGHT BARS

RETRORAYZ[®] LED LIGHT BARS — provide a cost-effective solution to replace the linear fluorescent lamps in cabinet signs. With a quick and easy retrofit installation, the end users can switch to LED technology and enjoy its benefits:

- Mercury Free
- 40% higher system efficacy
- Longer lifetime and lower maintenance
- Better cold weather performance

Features:

- Compatible with R17d Recessed Double Contact (RDC) lamp sockets
- Direct replacement of T12 fluorescent lamps in signage retrofits
- IP68 rated, suitable for dry, damp and wet locations
- Operating temperature -40°C to +60°C (-40°F to +140°F)
- Modules on two sides of bar
- 9 year limited warranty



RETROFIT



24V DC



9 YEAR WARRANTY



ONEWhite[®] COLOR CONSISTENCY



VERSALENZ[®] ADVANCED OPTICS



CAPZUL[®] WATERPROOF



CONSTANT CURRENT



UV RESISTANT



50,000 HRS L70 LIFETIME



ORDERING GUIDE

Part Number	White Color Temp	Nominal Length	Whip Length	Nominal Light Output*	Nominal Wattage	# of LED Modules	Weight	Compatible Fluorescent Lamp
LS-RTRZ5-018-65K-2DS	6500K	1'6"	36"	560 lm	4.9 W	4	0.4 lb	F18T12
LS-RTRZ5-018-50K-2DS	5000K	1'6"	36"	560 lm	4.9 W	4	0.4 lb	F18T12
LS-RTRZ5-018-40K-2DS	4000K	1'6"	36"	470 lm	4.9 W	4	0.4 lb	F18T12
LS-RTRZ5-024-65K-2DS	6500K	2'	36"	840 lm	7.4 W	6	0.6 lb	F24T12
LS-RTRZ5-024-50K-2DS	5000K	2'	36"	840 lm	7.4 W	6	0.6 lb	F24T12
LS-RTRZ5-024-40K-2DS	4000K	2'	36"	710 lm	7.4 W	6	0.6 lb	F24T12
LS-RTRZ5-030-65K-2DS	6500K	2'6"	36"	1120 lm	9.9 W	8	0.8 lb	F30T12
LS-RTRZ5-030-50K-2DS	5000K	2'6"	36"	1120 lm	9.9 W	8	0.8 lb	F30T12
LS-RTRZ5-030-40K-2DS	4000K	2'6"	36"	940 lm	9.9 W	8	0.8 lb	F30T12
LS-RTRZ5-036-65K-2DS	6500K	3'	36"	1400 lm	12.4 W	10	0.9 lb	F36T12
LS-RTRZ5-036-50K-2DS	5000K	3'	36"	1400 lm	12.4 W	10	0.9 lb	F36T12
LS-RTRZ5-036-40K-2DS	4000K	3'	36"	1180 lm	12.4 W	10	0.9 lb	F36T12
LS-RTRZ5-042-65K-2DS	6500K	3'6"	36"	1680 lm	14.8 W	12	1.1 lb	F42T12
LS-RTRZ5-042-50K-2DS	5000K	3'6"	36"	1680 lm	14.8 W	12	1.1 lb	F42T12
LS-RTRZ5-042-40K-2DS	4000K	3'6"	36"	1420 lm	14.8 W	12	1.1 lb	F42T12
LS-RTRZ5-048-65K-2DS	6500K	4'	36"	1960 lm	17.3 W	14	1.3 lb	F48T12
LS-RTRZ5-048-50K-2DS	5000K	4'	36"	1960 lm	17.3 W	14	1.3 lb	F48T12
LS-RTRZ5-048-40K-2DS	4000K	4'	36"	1650 lm	17.3 W	14	1.3 lb	F48T12
LS-RTRZ5-060-65K-2DS	6500K	5'	72"	2520 lm	22.2 W	18	1.7 lb	F60T12
LS-RTRZ5-060-50K-2DS	5000K	5'	72"	2520 lm	22.2 W	18	1.7 lb	F60T12
LS-RTRZ5-060-40K-2DS	4000K	5'	72"	2120 lm	22.2 W	18	1.7 lb	F60T12
LS-RTRZ5-064-65K-2DS	6500K	5'4"	72"	2800 lm	24.7 W	20	1.8 lb	F64T12
LS-RTRZ5-064-50K-2DS	5000K	5'4"	72"	2800 lm	24.7 W	20	1.8 lb	F64T12
LS-RTRZ5-064-40K-2DS	4000K	5'4"	72"	2360 lm	24.7 W	20	1.8 lb	F64T12
LS-RTRZ5-072-65K-2DS	6500K	6'	72"	3080 lm	27.2 W	22	2.0 lb	F72T12
LS-RTRZ5-072-50K-2DS	5000K	6'	72"	3080 lm	27.2 W	22	2.0 lb	F72T12
LS-RTRZ5-072-40K-2DS	4000K	6'	72"	2600 lm	27.2 W	22	2.0 lb	F72T12

* ± 10%



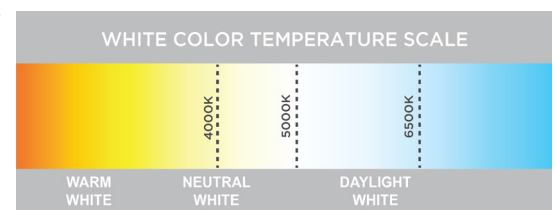
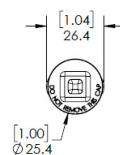
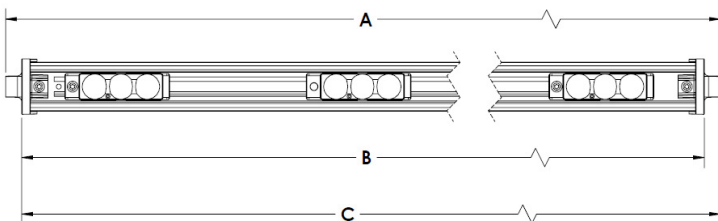
ORDERING GUIDE CONT'D

Part Number	White Color Temp	Nominal Length	Whip Length	Nominal Light Output*	Nominal Wattage	# of LED Modules	Weight	Compatible Fluorescent Lamp
LS-RTRZ5-084-65K-2DS	6500K	7'	72"	3640 lm	32.1 W	26	2.4 lb	F84T12
LS-RTRZ5-084-50K-2DS	5000K	7'	72"	3640 lm	32.1 W	26	2.4 lb	F84T12
LS-RTRZ5-084-40K-2DS	4000K	7'	72"	3070 lm	32.1 W	26	2.4 lb	F84T12
LS-RTRZ5-096-65K-2DS	6500K	8'	72"	4200 lm	37.1 W	30	2.7 lb	F96T12
LS-RTRZ5-096-50K-2DS	5000K	8'	72"	4200 lm	37.1 W	30	2.7 lb	F96T12
LS-RTRZ5-096-40K-2DS	4000K	8'	72"	3540 lm	37.1 W	30	2.7 lb	F96T12
LS-RTRZ5-108-65K-2DS	6500K	9'	72"	4760 lm	42.0 W	34	3.1 lb	F108T12
LS-RTRZ5-108-50K-2DS	5000K	9'	72"	4760 lm	42.0 W	34	3.1 lb	F108T12
LS-RTRZ5-108-40K-2DS	4000K	9'	72"	4010 lm	42.0 W	34	3.1 lb	F108T12
LS-RTRZ5-117-65K-2DS	6500K	9'9"	72"	5320 lm	47.0 W	38	3.3 lb	F117T12
LS-RTRZ5-117-50K-2DS	5000K	9'9"	72"	5320 lm	47.0 W	38	3.3 lb	F117T12
LS-RTRZ5-117-40K-2DS	4000K	9'9"	72"	4480 lm	47.0 W	38	3.3 lb	F117T12
LS-RTRZ5-120-65K-2DS	6500K	10'	72"	5320 lm	47.0 W	38	3.4 lb	F120T12
LS-RTRZ5-120-50K-2DS	5000K	10'	72"	5320 lm	47.0 W	38	3.4 lb	F120T12
LS-RTRZ5-120-40K-2DS	4000K	10'	72"	4480 lm	47.0 W	38	3.4 lb	F120T12

* ± 10%

DIMENSIONS

Part Number	Nominal Length	A - Overall Length (in.)		B - Base Face to Base Face (in.)		C - Base Face to End of Opposite Plug (in.)		Max. Outside Height (in.)
		Min.	Max.	Min.	Max.	Min.	Max.	
LS-RTRZ5-018-xxK-2DS	1'6"	15.74	15.84	15.18	15.24	15.46	15.54	1.04
LS-RTRZ5-024-xxK-2DS	2'	21.74	21.84	21.18	21.24	21.46	21.54	1.04
LS-RTRZ5-030-xxK-2DS	2'6"	27.74	27.84	27.18	27.24	27.46	27.54	1.04
LS-RTRZ5-036-xxK-2DS	3'	33.74	33.84	33.18	33.24	33.46	33.54	1.04
LS-RTRZ5-042-xxK-2DS	3'6"	39.74	39.84	39.18	39.24	39.46	39.54	1.04
LS-RTRZ5-048-xxK-2DS	4'	45.74	45.84	45.18	45.24	45.46	45.54	1.04
LS-RTRZ5-060-xxK-2DS	5'	57.74	57.84	57.18	57.24	57.46	57.54	1.04
LS-RTRZ5-064-xxK-2DS	5'4"	61.74	61.84	61.18	61.24	61.46	61.54	1.04
LS-RTRZ5-072-xxK-2DS	6'	69.74	69.84	69.18	69.24	69.46	69.54	1.04
LS-RTRZ5-084-xxK-2DS	7'	81.74	81.84	81.18	81.24	81.46	81.54	1.04
LS-RTRZ5-096-xxK-2DS	8'	93.74	93.84	93.18	93.24	93.46	93.54	1.04
LS-RTRZ5-108-xxK-2DS	9'	105.74	105.84	105.18	105.24	105.46	105.54	1.04
LS-RTRZ5-117-xxK-2DS	9'9"	114.74	114.84	114.18	114.24	114.46	114.54	1.04
LS-RTRZ5-120-xxK-2DS	10'	117.74	117.84	117.18	117.24	117.46	117.54	1.04



*Each set of output wires is labeled with % load for field wiring to 96W power supplies. (See page 3 for more details)



POWER SUPPLY LOADING CHART AND WIRING

Part Number	Nominal Length	Nominal Wattage	# of Bars per 24V 96W PS	% Load Labeled on 24V 96W PS Output Wire
LS-RTRZ5-018-xxK-2DS	1'6"	4.9 W	18	1/18 Load
LS-RTRZ5-024-xxK-2DS	2'	7.4 W	12	1/12 Load
LS-RTRZ5-030-xxK-2DS	2'6"	9.9 W	9	1/9 Load
LS-RTRZ5-036-xxK-2DS	3'	12.4 W	7	1/7 Load
LS-RTRZ5-042-xxK-2DS	3'6"	14.8 W	6	1/6 Load
LS-RTRZ5-048-xxK-2DS	4'	17.3 W	5	1/5 Load
LS-RTRZ5-060-xxK-2DS	5'	22.2 W	4	1/4 Load
LS-RTRZ5-064-xxK-2DS	5'4"	24.7 W	3	1/3 Load
LS-RTRZ5-072-xxK-2DS	6'	27.2 W	3	1/3 Load
LS-RTRZ5-084-xxK-2DS	7'	32.1 W	3	1/3 Load
LS-RTRZ5-096-xxK-2DS	8'	37.1 W	2	1/2 Load
LS-RTRZ5-108-xxK-2DS	9'	42.0 W	2	1/2 Load
LS-RTRZ5-117-xxK-2DS	9'9"	47.0 W	2	1/2 Load
LS-RTRZ5-120-xxK-2DS	10'	47.0 W	2	1/2 Load

SHIPPING INFORMATION

Part Number	Nominal Length	Quantity per Box	Weight (lbs)	Box Dimensions (in.)		
				Length	Width	Height
LS-RTRZ5-018-xxK-2DS	1'6"	20	8.6	17.9	10.5	10.7
LS-RTRZ5-024-xxK-2DS	2'	20	12.8	23.9	10.5	10.7
LS-RTRZ5-030-xxK-2DS	2'6"	20	16.9	29.9	10.5	10.7
LS-RTRZ5-036-xxK-2DS	3'	20	19.1	35.9	10.5	10.7
LS-RTRZ5-042-xxK-2DS	3'6"	20	23.3	41.9	10.5	10.7
LS-RTRZ5-048-xxK-2DS	4'	20	27.5	47.9	10.5	10.7
LS-RTRZ5-060-xxK-2DS	5'	10	18.9	59.9	10.5	5.3
LS-RTRZ5-064-xxK-2DS	5'4"	10	20.0	63.9	10.5	5.3
LS-RTRZ5-072-xxK-2DS	6'	10	22.3	71.9	10.5	5.3
LS-RTRZ5-084-xxK-2DS	7'	10	26.6	83.9	10.5	5.3
LS-RTRZ5-096-xxK-2DS	8'	10	30.0	95.9	10.5	5.3
LS-RTRZ5-108-xxK-2DS	9'	5	18.9	107.9	10.5	3.1
LS-RTRZ5-117-xxK-2DS	9'9"	5	20.2	116.9	10.5	3.1
LS-RTRZ5-120-xxK-2DS	10'	5	20.8	119.9	10.5	3.1



1. These products are suitable for use in dry, damp, and wet locations. Not suitable for submersed applications.
2. Ensure to disconnect AC power to the sign and remove the ballast and fluorescent lamps prior to retrofitting.
3. Compatible lamp socket type is recessed double contact (RDC). Ensure no power to sockets prior to RetroRayz installation.
4. When these products are connected to a Class 2 circuit, they are not to draw a total wattage of greater than the secondary or output rating of the Class 2 power supply.
5. These products are intended for use only when connected to a power source that complies with Class 2 voltage and energy limited circuit.
6. When these units are connected to a Class 2 circuit, they are not to draw a total wattage of greater than the secondary or output rating of the Class 2 power supply.
7. These products may be secured in place in the end product by any means available.

GLOBAL HQ

320 Murray Hill Pkwy
East Rutherford, NJ 07073
U.S.
T: (+1) 212 629 6830
E: Sales-US@GENLEDBrands.com

EUROPEAN HQ

Hogeweyselaan 119
1382 JK Weesp
Netherlands
T: (+31) 346 235 000
E: SalesEurope@GENLEDBrands.com

MEINA HQ

PO Box 371378, #823, Building 4EA
Dubai Airport Free Zone
Dubai, UAE
T: (+971) 4 701 7901
E: SalesMEINA@genlebrands.com

ASIA-PACIFIC HQ

Room 402, Building D
Shenshi Tongchuang Science and Technology Park
No. 16 Hongyin Road
Xingqiang Community, Xinhui Street
Guangming District, Shenzhen, China 518107
Sales: (+86) 139 1836 3905
Office: (+86) 755 8529 0710
E: Sales-Pacific@GENLEDBrands.com